

# Oklahoma Public Schools: Fast Facts 2016-2017



OKLAHOMA STATE DEPARTMENT OF  
**EDUCATION**  
— CHAMPION EXCELLENCE —

Updated September 5, 2017

# School Structure

513

NUMBER OF DISTRICTS

48

CHARTER SCHOOL SITES

1,787

NUMBER OF SCHOOLS

987

ELEMENTARY SCHOOLS

236

MIDDLE SCHOOLS

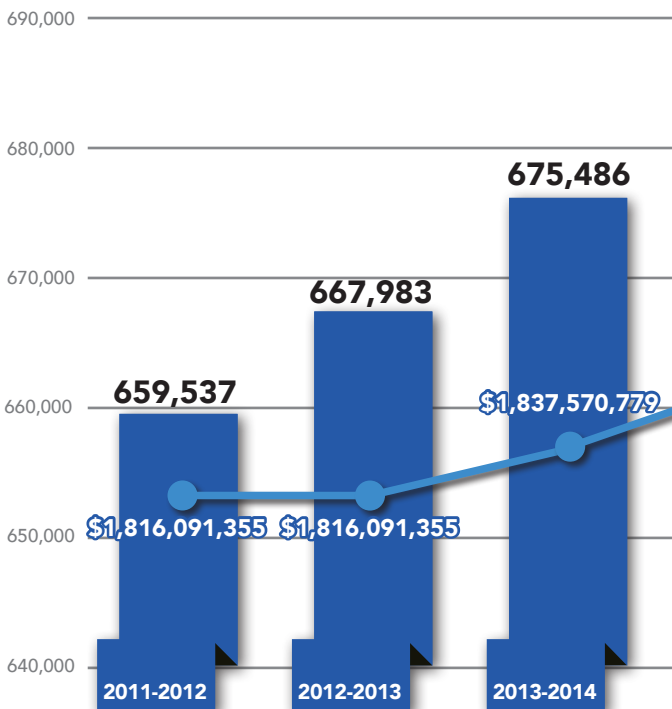
63

JUNIOR HIGH SCHOOLS

453

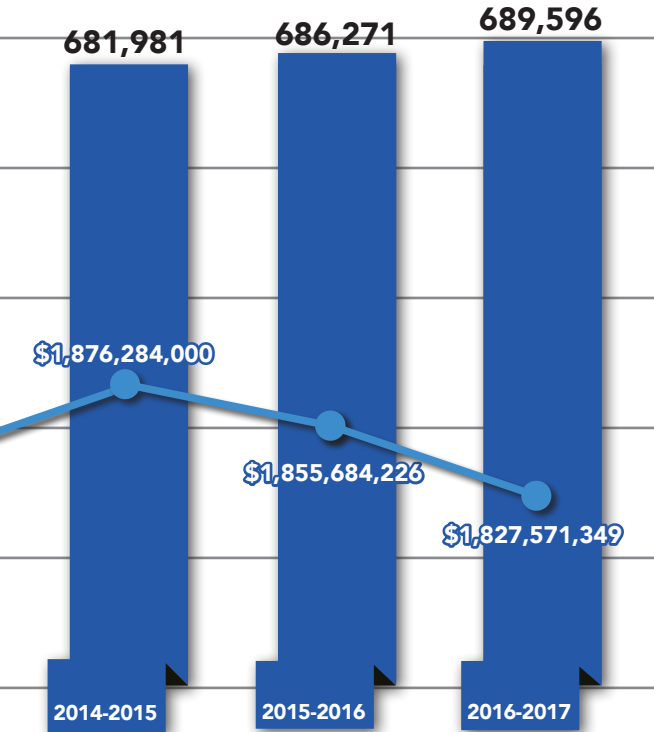
HIGH SCHOOLS

# Total Financial Support of Formula) and Average Dai



Source: OSDE Office of Accreditation/OMES/OSDE Office of Finance

# Public Schools (State Aid by Membership (ADM))



# Teacher Com

**Oklahoma Average**  
(includes benefits)



\$45,245

**Regional Average**



\$48,103

**National Average**



\$58,950

Source: NEA Ranking of the States 2016 and Estimates of School Statistics 2017  
(May 2017)


# pensation

## Regional State Averages

**\$52,575, Texas**



**\$46,506, Colorado\***



**\$47,984, Kansas\***



**\$48,616, Arkansas\***



**\$48,293, Missouri\***



**\$47,500, New Mexico**



**\$45,245, Oklahoma**



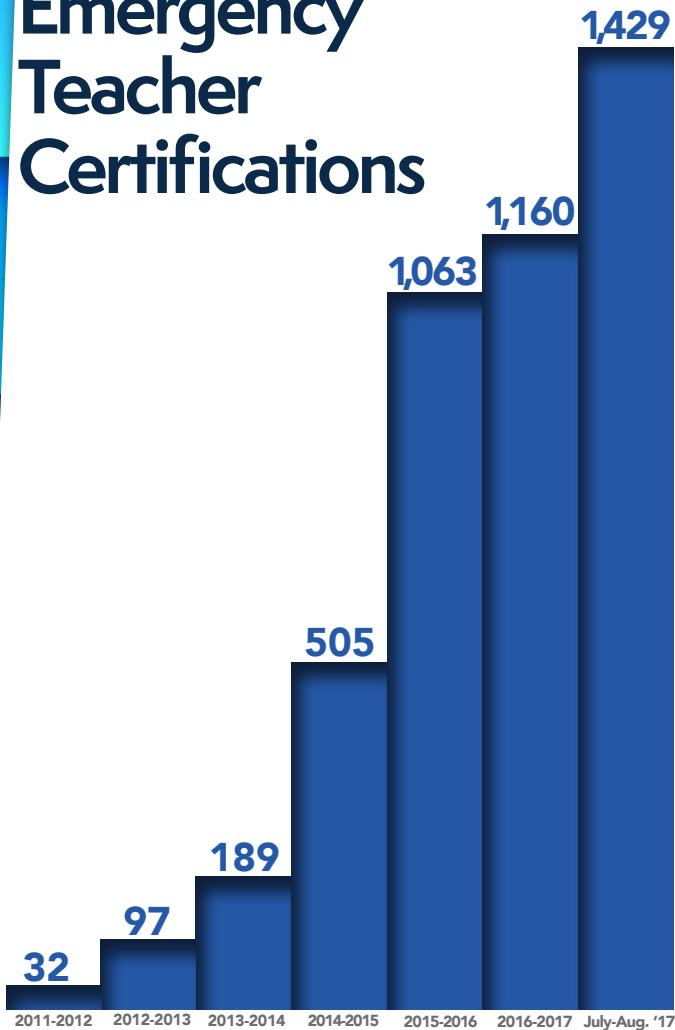
**\$31,600** Oklahoma minimum starting salary for new teacher

**\$34,000** Oklahoma minimum starting salary for new teacher with doctorate

(Oklahoma minimum salaries have not increased since 2008)

\*NEA Estimate

# Emergency Teacher Certifications



Source: OSDE Office of Teacher Certification



# 5 Largest Districts

by enrollment

**OKLAHOMA CITY**

**45,757**

**TULSA**

**40,459**

**EDMOND**

**24,403**

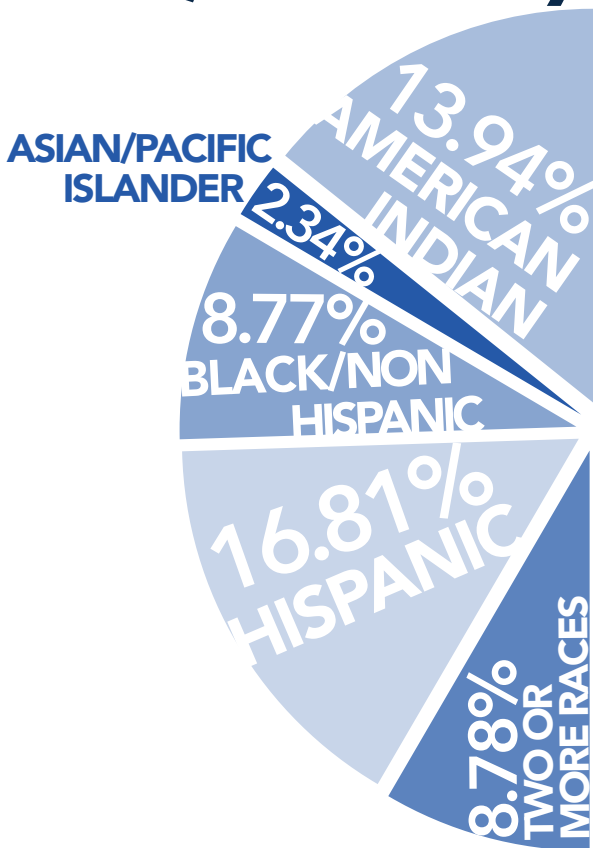
**MOORE**

**24,355**

**PUTNAM CITY**

**19,475**

# Statewide Enro Race/Ethnicity



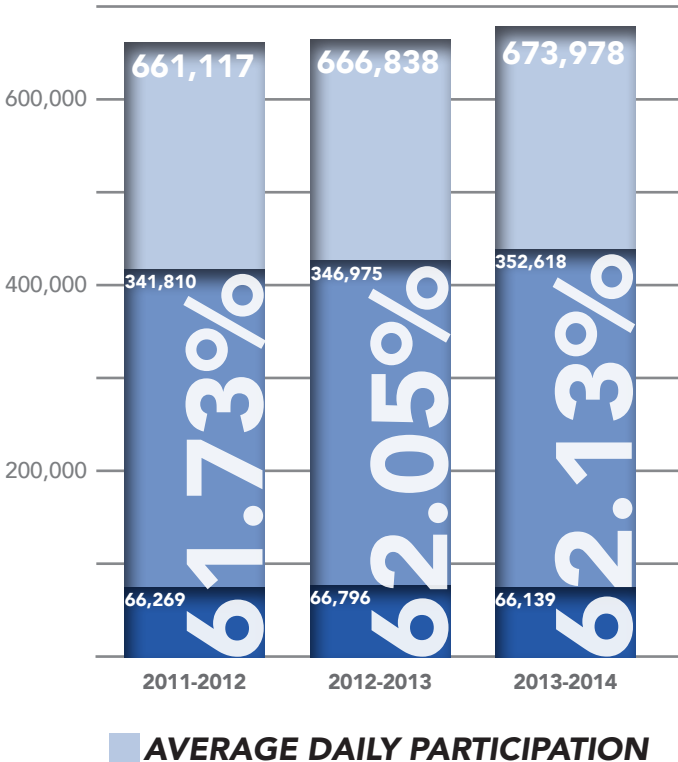
Source: OSDE Office of Accreditation/OMES (October 2016)

# Illment by 2016-2017



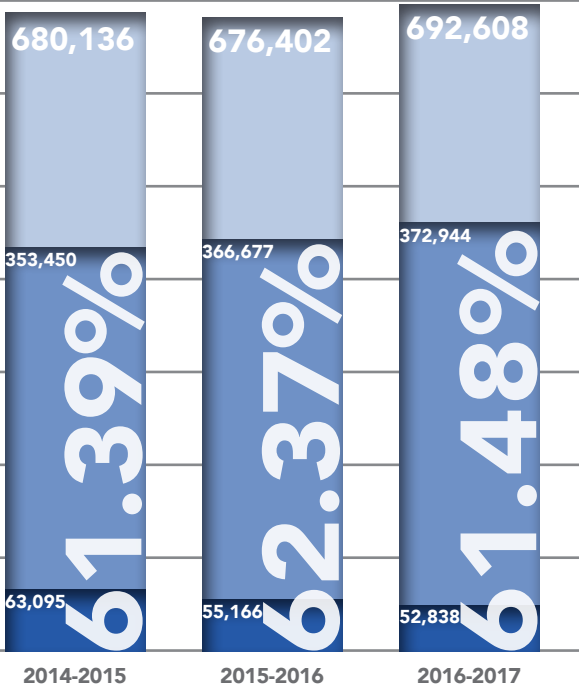
49.36%  
CAUCASIAN

# Students Eligible Reduced Lunch



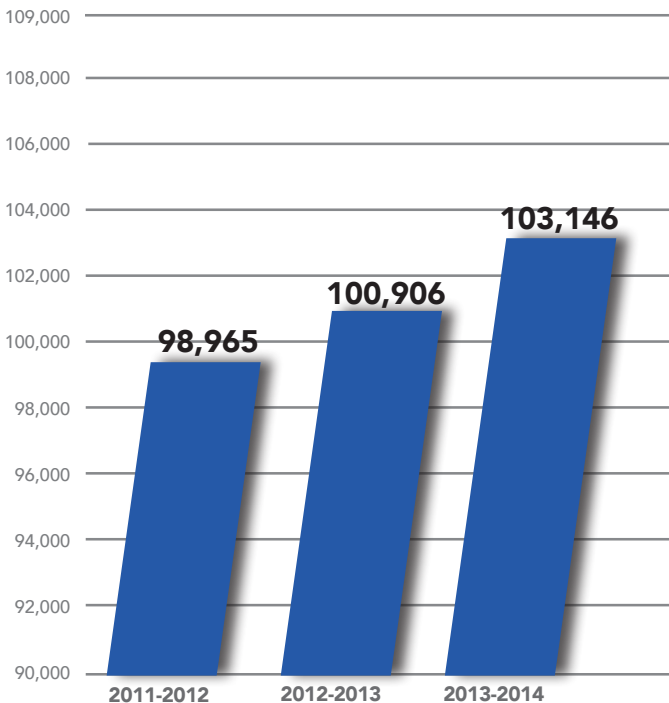
Source: OSDE Office of Child Nutrition

# for Free and



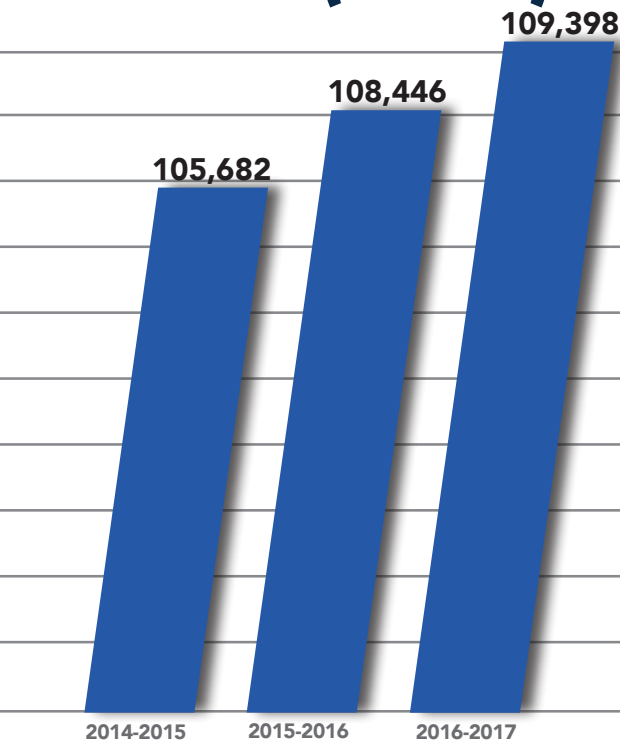
**FREE**      **REDUCED**

# Students with Education

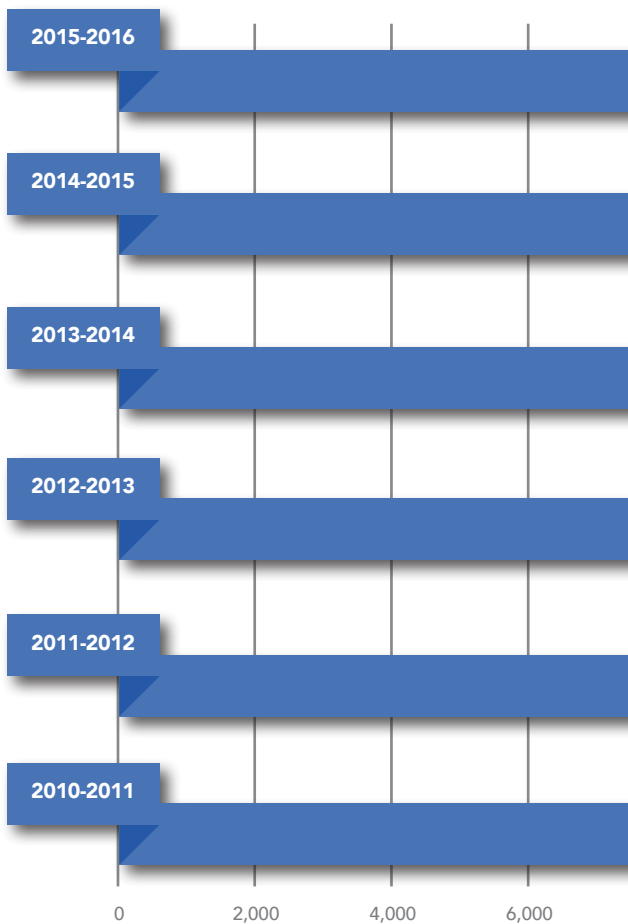


Source: Special Education Child Count (October 2016)

# Individualized Plans (IEPs)



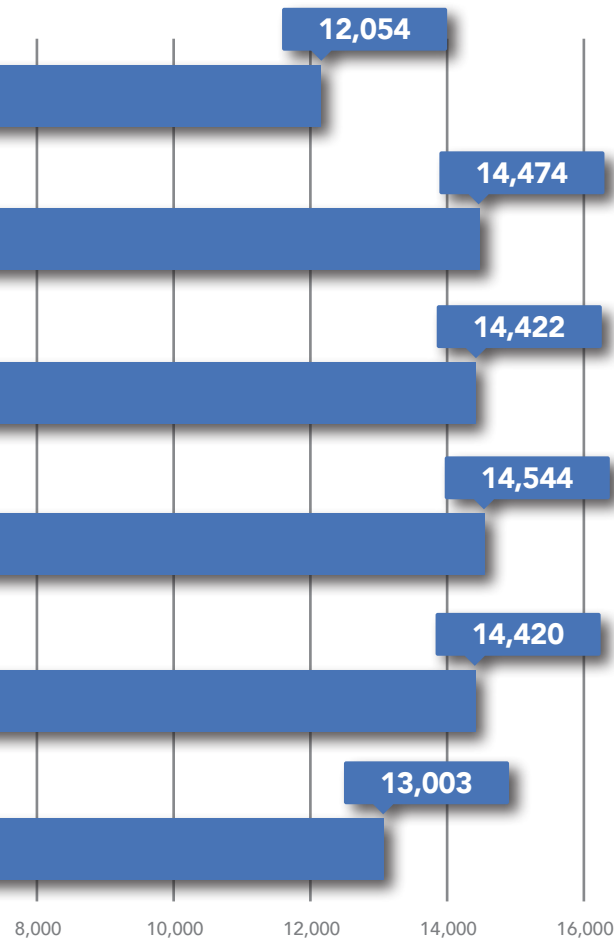
# Students in Alter



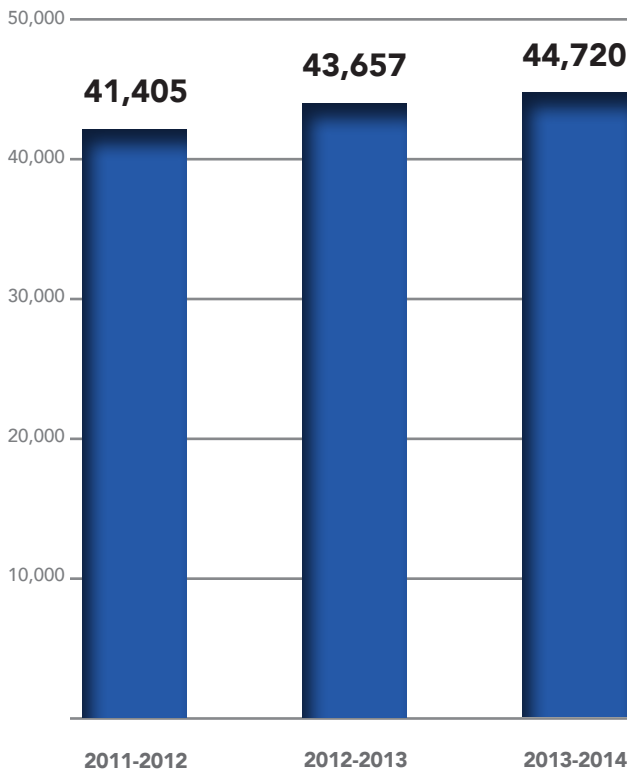
Source: Self-Reports on District-Wide Student Needs Assessment (DWSNA)



# native Education

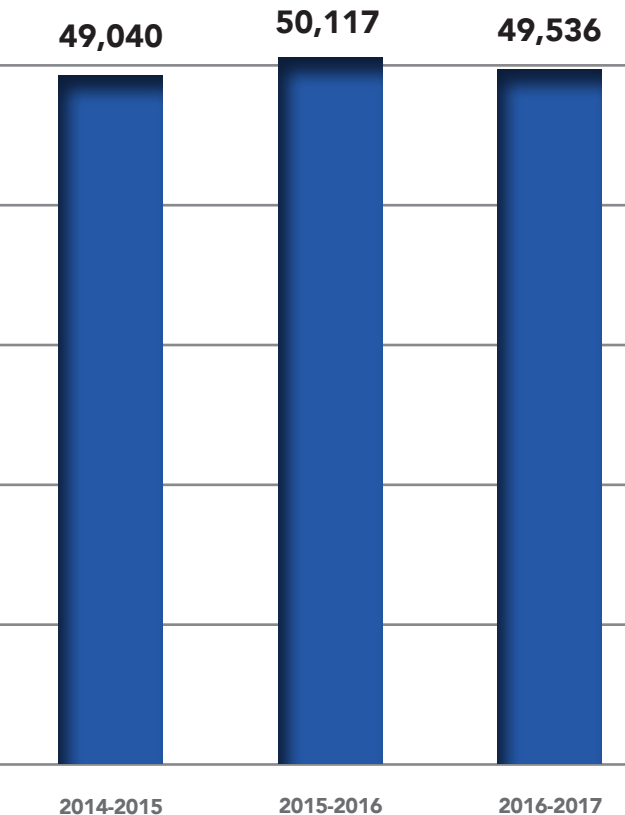


# PreK-12 English

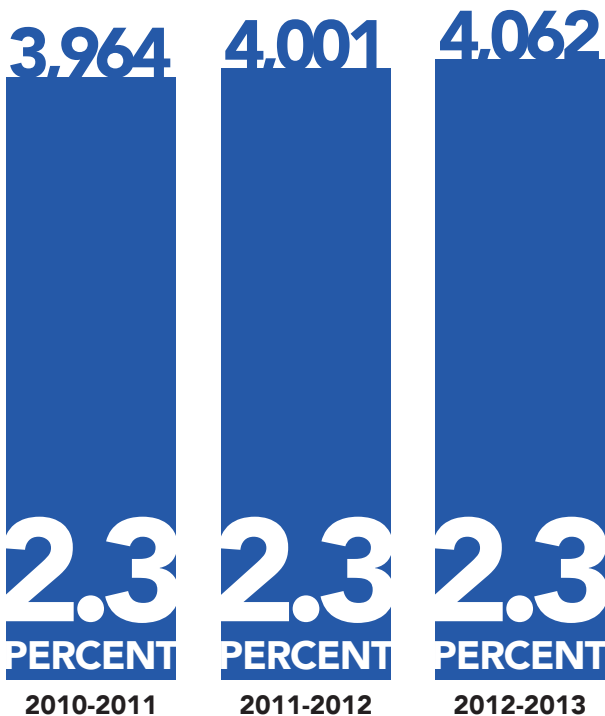


Source: OSDE Office of Instruction/USDE (October 2016)

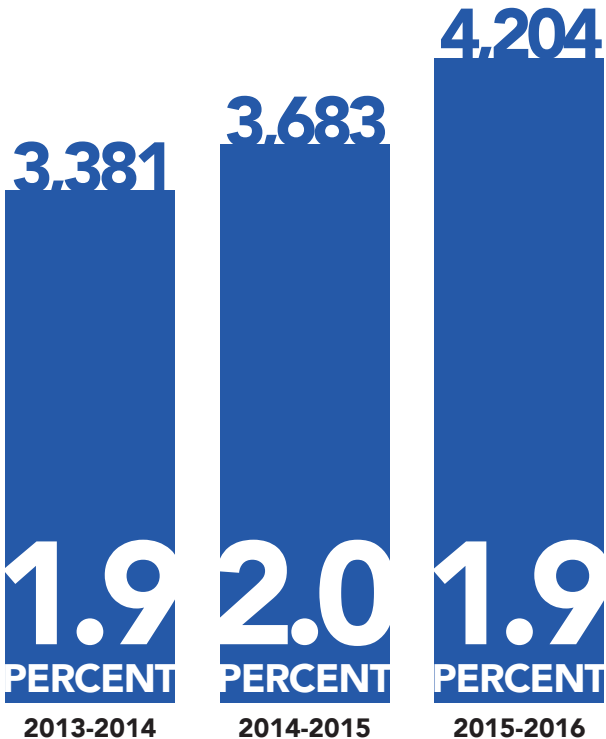
# Learners (EL)



# Student Dro



# pout Rates



# Academic M

## 2015 NAEP Results

### Fourth-Grade Math

**84%** Scored Basic  
or Higher.  
Of those...



### Eighth-Grade Math

**67%** Scored Basic  
or Higher.  
Of those...



### Fourth-Grade Reading

**71%** Scored Basic  
or Higher.  
Of those...



### Eighth-Grade Reading

**76%** Scored Basic  
or Higher.  
Of those...



# Measurements

## Fourth-Grade Science

**79%** Scored Basic  
or Higher.  
Of those...



## Eighth-Grade Science

**66%** Scored Basic  
or Higher.  
Of those...



**2015** scale scores up **5** points, one of only **13** states/jurisdictions to show significant growth

**Number of AP exams taken in 2016:**

**28,471**

**3.8 percent growth over 2015**

**Total number of AP test-takers in 2016:**

**16,495**

**3.5 percent growth over 2015**

# Statewide Graduation Rates

87.09%

2012

84.88%

2013

82.72%

2014

82.52%

2015



# Pre-K Program Participation

**74%**

Percentage of Oklahoma four-year-olds enrolled in public Pre-K programs

**99.4%**


Percentage of Oklahoma districts with a public Pre-K program

**121**

Districts that offer a Pre-K program through a collaboration with private providers, Head Start, churches, tribes, universities, nursing homes and technology centers


# By the Numbers

## In 2017:

- the Oklahoma Composite ACT score was **19.4** with **100%** of Oklahoma graduating seniors from the Class of 2016 tested 
- the National Average Composite ACT score was **21**

Source: ACT

## In 2015-2016, the OSDE Teacher Certification Section:

- printed **26,015** certificates 
- processed **22,767** fingerprints
- served **8,297** walk-in applicants 

Source: OSDE

## In 2015-2016, Regional Accreditation Officers:

- traveled **228,105** miles  
visiting schools



## Between July and December 2016, the Office of School Support:

- traveled **50,606** miles  
visiting schools
- visited **316** public schools






## In 2015-2016, the Office of Curriculum & Instruction:

- gave **298** presentations
- conducted **141** professional  
development trainings



## In Fiscal Year 2016, Oklahoma public schoolchildren were served:

- **45,887,686** free lunches 
- **27,332,283** free breakfasts
- **73,219,969** total free meals
- **5,644,502** reduced-price lunches 
- **2,687,119** reduced-price breakfasts
- **8,331,621** total reduced-price meals 
- **81,551,590** free and reduced-price meals

## Top 5 Languages Spoken by English

- Spanish/Castilian, Cherokee, Vietnamese, Hmong and Chinese

- Number of enrolled immigrant students: **4,272**
- Oklahoma is #1 in the country in the percentage public high schools offering concurrent enrollment: **98.8%** National average: **75.2%**

### For the 2016-2017 school year:

- There are more than **83,000** FTEs (full-time equivalents) in Oklahoma public schools, including **41,003** teachers. Nearly **13,000** of the certified FTEs have **20** or more years' experience. More than **7,000** have **25** or more years' experience.



# Contact Us

Accountability	<b>(405) 522-5169</b>
Accreditation	<b>(405) 521-3333</b>
Alternative Education	<b>(405) 522-0276</b>
Assessment	<b>(405) 521-3341</b>
Child Nutrition	<b>(405) 521-3327</b>
Communications	<b>(405) 521-6647</b>
Instruction	<b>(405) 521-4287</b>
Special Education	<b>(405) 521-3351</b>
State Aid	<b>(405) 521-3460</b>
Teacher Certification	<b>(405) 521-3337</b>

**Oliver Hodge Building  
2500 North Lincoln Boulevard  
Oklahoma City, OK 73105**

---

**Phone: (405) 521-3301**

**Fax: (405) 521-6938**

**<http://sde.ok.gov/>**



**OKLAHOMA STATE DEPARTMENT OF  
EDUCATION**  
— CHAMPION EXCELLENCE —

This publication is printed and issued by the Oklahoma State Department of Education as authorized by Superintendent Joy Hofmeister. Two hundred copies have been prepared and distributed at a cost of \$ . Copies have been deposited with the Publications Clearinghouse of the Oklahoma Department of Libraries. This publication is located online at [sde.ok.gov](http://sde.ok.gov) and has been submitted in compliance with Section 3-114 of Title 65 of the Oklahoma Statutes.



# OKLAHOMA

STATE DEPARTMENT *of* EDUCATION

———— JOY HOFMEISTER ————

STATE SUPERINTENDENT *of* PUBLIC INSTRUCTION