



# SoonerStart

## Early Intervention Operations Manual

January 2022



OKLAHOMA

# About this document

The purpose of this document is to provide SoonerStart staff with information and instruction regarding IDEA, Part C requirements as well as establish standardized operating procedures for the SoonerStart program. The procedures outlined adhere to SoonerStart Policy as well as IDEA, Part C Federal Regulations.

# Table of Contents

1000:	HISTORY AND OVERVIEW
1100:	PUBLIC AWARENESS AND CHILD FIND
1200:	SOONERSTART CONFIDENTIALITY AND DISCLOSURE REQUIREMENTS
1201:	DEFINITION OF PARENT
1202:	SOONERSTART CONNECT PARENT PORTAL
1300:	REFERRAL
1301:	INTAKE PROCESS
1302:	DEVELOPMENTAL SCREENING
1303:	OKLAHOMA DEPARTMENT OF HUMAN SERVICES (OKDHS) REFERRALS
1304:	FAMILY CENTERED SERVICES (FCS) AND SAFETY PLANS
1305:	SURROGATE PARENT(S)
1400:	PROCEDURAL SAFEGUARDS
1401:	PRIOR WRITTEN NOTICE
1402:	SYSTEM OF PAYMENTS AND MEDICAID CONSENT
1403:	WRITTEN NOTICE (A.K.A. NOTIFICATION OF MEETING)
1500:	EVALUATION
1501:	DETERMINATION OF ELIGIBILITY
1502:	CRITERIA FOR ELIGIBILITY
1503:	DOCUMENTATION OF ELIGIBILITY
1504:	HEARING PROCEDURES AND PROTOCOLS
1505:	VISION SCREENING PROCEDURES AND PROTOCOLS
1506:	ADJUSTING FOR PREMATUREITY
1507:	SMALL FOR GESTATIONAL AGE (SGA) GUIDELINES
1508:	VERY LOW BIRTH WEIGHT (VLBW <2 lb. 10 oz.) GUIDELINES
1600:	ASSESSMENT
1700:	OKLAHOMA FAMILY INTERVIEW (OFI)
1701:	INDIVIDUALIZED FAMILY SERVICE PLAN

- 1702: CONSULTATION ON THE IFSP
- 1703: NATURAL ENVIRONMENT
- 1704: SOONERSTART SERVICES IN CHILDCARE SETTINGS
- 1705: FIRST INTERVENTION VISIT
- 1800: EARLY CHILDHOOD OUTCOMES (ECOs)
- 1900: ASSISTIVE TECHNOLOGY
- 2000: AUTISM SPECTRUM DISORDERS (ASD)
- 2100: STAFF MEETINGS
- 2101: PROVIDER ASSIGNMENT
- 2200: REFERRALS TO CHILD GUIDANCE FOR IFSP SERVICE DELIVERY
- 2300: TRANSITION
- 2301: SHARING SOONERSTART RECORDS WITH THE LEA
- 2400: FAMILY SURVEY

## **ADMINISTRATIVE PROCEDURES**

- 2501: CHART DOCUMENTATION
- 2502: SERVICE COORDINATION
- 2503: RE-REFERRAL AND RE-ACTIVATION PROCEDURES
- 2504: TRANSFER PROCEDURES
- 2505: APPOINTMENTS AND MISSED SERVICES
- 2506: COMPENSATORY SERVICES
- 2507: DATABASE AND DATA ENTRY
- 2508: EXITING AND INACTIVATION PROCEDURES
- 2509: SOONERSTART CLIENT RECORD
- 2510: CONFIDENTIAL RECORD
- 2511: RELEASING CONFIDENTIAL INFORMATION
- 2512: ADOPTION RECORD PROCEDURES
- 2513: ELECTRONIC COMMUNICATION WITH SOONERSTART FAMILIES
- 2514: GUIDELINES FOR REPORTING SUSPECTED CHILD ABUSE OR NEGLECT
- 2515: RETENTION AND DESTRUCTION OF SOONERSTART RECORDS



**APPENDIX**

## 1000: HISTORY AND OVERVIEW

In 1986, the “Infants and Toddlers with Disabilities Program”, which focused on infants and toddlers (birth to age three) as well as their families was added to the Individuals with Disabilities Education Act (IDEA) to:

- enhance the development of infants and toddlers with disabilities, to minimize their potential for developmental delays and to recognize the significant brain development that occurs during the child’s first three years;
- enhance the capacity of families to meet the special needs of their infants and toddlers with disabilities.

In 1989, Oklahoma established the Oklahoma Early Intervention Act to provide for early intervention services to infants and toddlers with disabilities and their families in accordance with Part C of the Individuals with Disabilities Education Act (IDEA). Implementation of this legislation required the development of a comprehensive, coordinated, multidisciplinary and interagency system of services to infants and toddlers with disabilities and their families in Oklahoma. As a result of the Oklahoma Early Intervention Act the SoonerStart Early Intervention Program was created.

### **The SoonerStart Mission Statement**

***SoonerStart provides individualized, family-centered early intervention services to empower families to support and advocate for their children with developmental needs.***

### **SoonerStart 8 Key Principles**

1. Early intervention services for children and families are most effective when agencies and organizations work together to provide services based on family needs.
2. Infants and toddlers learn best through everyday experiences and interactions with familiar people in familiar contexts.
3. All families, with the necessary supports and resources, can enhance their children’s and family’s learning and development.
4. The primary role of the service provider in early intervention is to work with and support family members and caregivers in children’s lives.
5. The early intervention process, from initial contacts through transition, must be dynamic and individualized to reflect the child’s and family’s preferences, learning styles and cultural beliefs.
6. IFSP outcomes must be functional and based on children’s and families’ needs and family identified priorities.
7. The family’s priorities, needs and interests are addressed most appropriately by a primary provider who represents and receives team and community support.
8. Interventions with young children and family members must be based on explicit principles, validated practices, best available research, and relevant laws and regulations.

### **What is SoonerStart?**

SoonerStart is a program designed to help parents, other caregivers and children (birth to 36 months) with developmental delays gain the knowledge and confidence they need to be successful in life. Through visits with SoonerStart Early Intervention professionals, the family receives information, support, guidance and consultation about improving the child and family's quality of life. It is a program that can be provided in the home, childcare center, the park or other natural settings in the community.

- It is a collaboration among a child's parents, caregivers, childcare providers, SoonerStart Early Intervention professionals and others.
- It is a process that helps the adults in a child's life learn to help the child develop.
- It has been proven to make a family's quality of life better and help adults be more confident in their caregiving abilities.
- It is service provided to the entire family-not just the child.

### **Who is Eligible?**

Infants and toddlers birth to 36 months of age who have developmental delays or have a physical or mental condition (such as Down Syndrome, Cerebral Palsy, etc.) which will most likely result in a developmental delay.

### **What is a developmental delay?**

For SoonerStart Early Intervention program eligibility, the term "developmental delay" refers to children of the chronological age group birth to 36 months who:

1. Exhibit a delay in their developmental age compared to their chronological age of fifty percent or score two standard deviations below the mean in one of the following areas or in a sub-domain of one of the following areas: cognitive, physical, communication, social or emotional or adaptive development; or
2. Exhibit a delay in their developmental age compared to their chronological age of twenty-five percent or score one and one-half standard deviations below the mean in two or more of the following areas or in a subdomain of two or more of the following areas: cognitive, physical, communication, social or emotional or adaptive development; or
3. Have a diagnosed physical or mental condition that has a high probability of resulting in delay.

## 1100: PUBLIC AWARENESS AND CHILD FIND

The Oklahoma State Department of Education (OSDE), as the lead agency, is responsible to ensure that the state has a comprehensive system of child find and public awareness activities.

The OSDE develops, prepares, and disseminates information and materials to all local SoonerStart Early Intervention Units (EIU) for the purpose of informing parents of the availability of early intervention services. Methods for informing the public and locating children and families include:

- Maintaining a central directory (211) that is updated on an annual basis. A local toll-free number (2-1-1) is available to every family and professional in Oklahoma including individuals with vision and hearing challenges. The toll free access line (211) links families and other concerned individuals to the local SoonerStart EIU.
- Collaborating with The Oklahoma Parent Center (OPC) which provides a statewide toll-free phone service to all families with children with disabilities. This service provides one-on-one consultation to provide families referral and advocacy resources. A telecommunication device for the deaf (TDD) is available. The toll free number for OPC is 1-877-553-4332.
- Participating in the development and implementation of a plan for effective outreach, which may include public service announcements, newspaper articles, posters, and other community information processes, and reporting the results of these efforts to the Interagency Coordinating Council (ICC) on an annual basis;
- Maintaining a system for supplying and distributing public awareness materials.

The lead agency also requires each SoonerStart site to inform the local community about Oklahoma's early intervention system. The Regional Early Intervention Coordinator (REIC) designates a person to coordinate and implement public awareness and child find activities at the local EIU.

Public awareness information should include:

- a description of SoonerStart services and availability;
- procedures for referring a child under the age of three to SoonerStart;
- an explanation of how to access a comprehensive, multidisciplinary evaluation and other early intervention services;
- a description of how to access the SoonerStart central directory (211/JOIN) and the Oklahoma Parent Center; and
- information about the availability of Part B services for eligible children at age three.

Child find information must include the name of the appropriate individual(s) to contact in order to access SoonerStart services.

All activities are to be documented on the **Public Awareness Plan (Appendix A)**. The plan designates the activities to be accomplished, the public awareness materials (**Appendixes B-F**) to be used; the target date and the completed date of each activity and the individual responsible for completion. The

SoonerStart Public Awareness Plan emphasizes child find requirements of IDEA, Part C. (34 CFR §303.302) (see **SoonerStart Early Intervention Policies and Procedures Manual - 2013**).

The SoonerStart Public Awareness Plan is developed for the fiscal year (July 1<sup>st</sup> – June 30<sup>th</sup>). The local EIU submits the plan electronically to the SoonerStart Program Managers by July 1<sup>st</sup> of each year. The previous year's completed Public Awareness plan is maintained by the REIC at the local EIU.

## **1200: SOONERSTART CONFIDENTIALITY AND DISCLOSURE REQUIREMENTS**

### **The Family Educational Rights and Privacy Act (FERPA)**

The Family Educational Rights and Privacy Act (FERPA) of 1974, also known as the Buckley Amendment, is a federal law that protects the privacy of student education records. An education agency, institution, or program that receives funds under a program from the U.S. Department of Education (which includes Part C Early Intervention Programs) must abide by the provisions of this law. SoonerStart is Oklahoma's Part C Early Intervention Program and adheres to all FERPA regulations. FERPA specifies that students and guardians have a right to know about the information kept as a part of their educational records.

Under FERPA, a "parent" means a parent of a child and includes a natural parent, a guardian, or an individual acting as a parent in the absence of a parent or guardian (34 CFR § 99.3). Additionally, in the case of the divorce or separation of a child's parents, SoonerStart is required to give full rights under FERPA to either parent, unless the program has been provided with evidence that there is a court order, State statute, or legally binding document relating to such matters as divorce, separation, or custody that specifically revokes these rights (34 CFR § 99.4).

The Part C privacy regulations incorporate the privacy protections of the IDEA Part B regulations and the protections and exceptions under FERPA. Signed consent is needed for Part C participating agencies to share personal information with any individuals or entities that are not a part of the Part C system.

However, IDEA Child Find provisions meet an exception under Part C Privacy Regulations that permits the disclosure of limited child find information (e.g., the child's name, date of birth, parent contact information, and reason for referral) to local educational agencies (LEA).

### **The Uninterrupted Scholars Act**

The Uninterrupted Scholars Act (USA) amendment to FERPA became effective in January 2014. This amendment creates a new exception under FERPA that allows education programs to release a child's educational or early intervention records to child welfare agencies without the prior written consent of the parents. The new amendment permits release of early intervention records to "an agency caseworker or other representative of a State or local child welfare agency, or tribal organization" who has the right to access a child's case plan and when the agency or organization is "legally responsible" for the child's "care and protection."

The USA also eliminates the requirement that education agencies notify parents before education records are released pursuant to a court order to any individual, when the parent is a party to the case where that order was issued.

### **Quinton Douglas Wood Act**

FERPA permits disclosure of education or early intervention records, or personally identifiable, non-directory information from education records without parent consent in connection with a health or

safety emergency under § 99.31(a)(10) and § 99.36 of the FERPA regulations. Oklahoma House Bill 3469 created the “**Quinton Douglas Wood Act**” which became effective November 1, 2014.

*“The Department of Human Services or other public or private agency or individual having court-ordered custody or physical custody pursuant to Department placement of the child, or conducting a child abuse or neglect investigation of the child who is the subject of the record...  
...may inspect, without a court order and upon a showing of proper credentials and pursuant to their lawful duties, information that includes, but is not limited to:*

- a. psychological and medical records, and*
- b. nondirectory education records;*

#### **Record Disclosure Requirements for Uninterrupted Scholars Act and Quinton Douglas Wood Act**

Within the policies of the Part C lead agency, the Oklahoma State Department of Education (OSDE), SoonerStart records and information may be released to the Oklahoma Department of Human Services (OKDHS) or their contracting agencies without parental consent when the child is in the Department’s custody or is the subject of an active child abuse or neglect investigation. Upon receipt of a Request for Nondirectory Educational Records - Form 04MP070E and a scanned/faxed image of the OKDHS employee ID badge, personally identifiable information (PII) from the child’s record may be released as requested. SoonerStart policy permits release of the child’s Ages and Stages Questionnaire and results for children who have only received a screening. For children who have been evaluated and/or are receiving services the Multidisciplinary Child Assessment and Team Summary (MECATS) and/or most recent Individualized Family Service Plan (IFSP) may be released. Service Provider progress notes and Resource Coordinator case management notes should not be released without a subpoena.

If asked to verbally share information from the child’s SoonerStart record, SoonerStart staff are required to verify the identity of the OKDHS employee requesting information and the reason for the request (Child is subject of investigation or is in OKDHS custody). Verification can be obtained by asking the OKDHS employee to fax or email a scanned image of their official badge to the local SoonerStart office or provide an official employee ID number via telephone. Information shared with the OKDHS employee should be objective and factual. A note should be entered in the Contact Log of the child’s EdPlan record to document the OKDHS employee’s name, ID badge number and date and time of contact (Do not upload or file a faxed or scanned copy of the employee’s ID badge).

Any staff member having knowledge or suspicion of a specific situation of abuse or neglect involving a child in the SoonerStart program is required by law to report this information to the proper authorities immediately. (See Guidelines for Reporting Suspected Child Abuse or Neglect – Section 2510). Any new knowledge or suspicion must be reported regardless of previous contact with an OKDHS employee regarding an investigation.

## 1201: DEFINITION OF PARENT

SoonerStart often receives referrals for children who live with a person other than their biological or adoptive parent. SoonerStart uses the definition(s) of parent outlined in § 303.27 of the IDEA Part C regulations when determining who has the authority to make early intervention decisions for a child.

Parent is defined as:

- a) The biological or adoptive parent of a child, or
- b) A foster parent, or
- c) A guardian authorized to act as the child's parent, or authorized to make early intervention, educational, health or developmental decisions for the child, or
- d) An individual acting in the place of a biological or adoptive parent (including a grandparent, stepparent, or other relative) with whom the child lives, or
- e) an individual who is legally responsible for the child's welfare
- f) A surrogate parent, or
- g) An individual identified by a judicial decree or order to act as the "parent" of a child

Individuals who meet the definition of parent as described above, may consent for the child in their care to be referred, evaluated and receive SoonerStart services. SoonerStart does not have an obligation to seek out the biological/ adoptive parent.

In some instances, more than one party is qualified to act as the parent. SoonerStart may receive consent for a child's services from a relative or guardian meeting the definition of parent and later, the biological/adoptive parent may also "attempt to act" as the parent in authorizing early intervention services. In this situation, SoonerStart will presume the biological/adoptive parent may consent for services going forward unless he/she does not have the legal authority to do so.

If a judicial decree or order identifies a specific person, (foster parent, legal guardian, etc.) as the parent of the child, then the biological/adoptive parent is not authorized to act as the parent.

In accordance with IDEA regulations, SoonerStart does not require the parent to submit documentation authorizing him/her to act as a child's parent. If legal documentation is available, SoonerStart may request a copy for the child's record. However, a delay in obtaining the documentation should not postpone the initiation or continuation of SoonerStart services.



## 1202: SOONERSTART CONNECT PARENT PORTAL

*(revised January 2020)*

SoonerStart Connect is a secure parent portal in EdPlan giving families access to their child's early intervention record. They will receive an internet link via email allowing them to obtain an access code to a secure EdPlan portal. Families can then access their child's early intervention documents and receive notifications when new information is added to his/her SoonerStart record.

Families must have a valid email address to utilize the parent portal. The RC will send an Ad Hoc email (located on the Parent/Team page) to families to provide access to the SoonerStart Connect parent portal. Inside the parent portal, the family will be able to access:

- A "Welcome to SoonerStart" letter,
- A Quick Connect Guide to SoonerStart Connect (**Appendix II**)
- SoonerStart Parent Rights and Procedural Safeguards
- SoonerStart System of Payments and Written Notice

Parents will also be able to sign consent documents in the parent portal. After sending the family the Ad Hoc email to activate the portal, the following consent documents will be available in the portal for parent signature when created on the EdPlan Documents.

- Authorization for Electronic Communication (if not completed prior to Intake)
- Consents to Release of Confidential Information (as needed for medical documentation, childcare center, etc.)
- OK-SS-Consent-Screening (if an ASQ-3 screening will be completed as part of the intake process)
- OK-SS-Consent-Evaluation – unless it will be signed at the time of the evaluation

SoonerStart has put in place procedures to protect the privacy of personally identifiable information for foster parents. IFSPs and other documents in the parent portal that contain a foster parent's name and address for children in custody would also be available to biological parents accessing the parent portal when the child returned home. These additional data entry instructions, **SoonerStart Connect Foster Parent PII Protection Procedures** for children in custody living with foster families are posted on the Main Menu page in EdPlan. These procedures are not necessary when children are in safety plans or in Family Centered Services because the caregivers and biological parents have a relationship and there is no need to maintain the privacy of the caregiver.

Additionally, when a child is in a safety plan or FCS plan, and the biological parent is participating in SoonerStart services, SoonerStart Connect access is provided to the biological parent. If the biological parent is not involved in SoonerStart services, the safety plan monitor or FCS caregiver may be given access to the parent portal.

## **1300: REFERRAL**

Primary referral sources are required to refer any child suspected of having a developmental delay no later than seven days after identification. (34 CFR §303.303(a)(2)(i)). The state must specify in its application for Part C federal funds that their Part C child find system requires referrals no later than 7 days from identification.

The primary referral sources include, but are not limited to: parents, guardians, other family members, friends, hospitals, physicians, childcare programs, local educational agencies, education cooperatives, public health facilities, other social service agencies including the Department of Human Services (DHS) and any other health care providers.

Referrals to SoonerStart can be made by phone, email, fax, U.S. mail or in person. The following information must be included on the referral page of EdPlan for the referral to be complete:

- child's name
- date of birth
- ethnicity
- race
- address (physical and mailing, if these are not the same)
- telephone number
- parent/legal guardian name
- reason for the referral

Referral sources are also encouraged to provide:

- additional person to contact
- parent/legal guardian email address
- insurance status – private, Medicaid or other
- child's native language/interpreter needed
- referral source name and contact information (If the child is a CAPTA referral - the DHS caseworker name, office address, phone number and email address is required)
- supporting documentation for referral

Children referred by DHS Child Welfare Services who meet the requirements for a CAPTA referral (see Section 1303 for CAPTA information) must be identified in EdPlan by marking "Yes" next to the question "Is this a CAPTA referral?"

Supporting documentation may include medical records for a child with a possible automatic qualifying diagnosis or a release of information to contact the referral source back for follow-up. Parents/legal guardians should be encouraged to provide or obtain copies of needed medical documentation on or before the Initial IFSP meeting. If medical documentation is received with the referral, only the specific

pages identifying the child's automatic qualifying diagnosis are uploaded by the Resource Coordinator into the EdPlan documents. The medical records are then released to the parent or destroyed.

Referral sources are encouraged to talk with the parents before referring a child to SoonerStart. However, parental consent is not required to make a referral. Parental consent is needed to confirm the referral, conduct screenings and/or evaluations and determine eligibility.

A "confirmed" referral which starts the 45 day timeline is considered to be made when both of the following criteria have been met:

- SoonerStart office receives demographic/contact information from a referral source regarding a child with a suspected or identified developmental delay and
- Parents are verbally notified of the referral.

If the parent/guardian is the referral source, the referral is confirmed on the same date of the referral (referral date and confirmation date are the same). EdPlan is searched to determine if the child is currently receiving or has previously received early intervention services from SoonerStart. If the referred child has previously received services, the new SoonerStart site may need to obtain records or transfer information from the previous site (See Section 2503 Re-Referral/Re-Activation Procedures and Section 2504 Transfer Procedures for further information). The REIC assigns the child to a Resource Coordinator within two (2) working days of receiving the referral from the referral source.

The SoonerStart referral is required to be entered into the PHOCIS database when the referral is received by clerical support staff. If the Resource Coordinator or other SoonerStart staff member receives and enters a new referral into EdPlan, the RC/staff member should notify (by email) their designated SoonerStart clerical support staff of the new referral so that it be entered into PHOCIS. Referral information to be sent to clerical support should minimally include the child's name, date of birth and date of referral or the RC/staff member may email a copy of the EdPlan referral document to the clerical support staff.

The SoonerStart Resource Coordinator contacts the family to complete the Intake Process within ten (10) working days of a confirmed referral. The Resource Coordinator must make at least three (3) attempts to contact the family with at least one written attempt in writing (letter, email or text). The other two contact attempts may be by phone call and/or voicemail message. If the Resource Coordinator is not able to contact the family within the ten (10) working days or if the family declines the referral, the referral is cancelled and inactivated in EdPlan. No "closure" letter is required to be sent to the family. If the family contacts SoonerStart again, the child's record is reactivated and a new referral is entered in EdPlan with a new referral date.

## **1301: INTAKE PROCESS**

*(revised January 2022)*

The SoonerStart Resource Coordinator (RC) contacts the family by phone to initiate intake within ten (10) working days of the confirmed referral date. If the parent declines to continue in the SoonerStart process, the referral is canceled and inactivated.

If the family chooses to proceed with the SoonerStart process, the RC arranges and completes the intake with the family. The purpose of intake is to gather additional information about the child and family, explain the SoonerStart program/process (including the availability and use of the SoonerStart Connect parent portal), explore the concerns of the family and determine the next step in the process. The Intake meeting with the family may take place in the family's home, in the SoonerStart office, by telephone or by video conferencing (Zoom, FaceTime, or other approved virtual platforms).

The family is best served when the intake visit takes place face-to-face. Face-to-face meetings may be held in the family's home, a community location or in the SoonerStart office. The advantages of in-person intakes are:

- It allows RCs to use non-verbal cues exhibited by the parent/caregiver to determine any additional questions or levels of explanations needed.
- If held in the family's home, it allows the RC to observe and gather information about the child and family's natural environment;
- It provides an opportunity to complete parental consent documents and conduct a developmental screening in a timely manner, if applicable;
- It is optimal for building rapport and establishing the RC as the staff member responsible for coordinating all SoonerStart services.

If a child has or is suspected to have an automatic qualifying condition, the RC will still complete an intake appointment with the family in person or with another agreed upon platform before the eligibility determination and/or IFSP.

Prior to at the intake appointment, the RC will provide an explanation to the parent/caregiver on connecting to the SoonerStart Connect parent portal. With confirmation of a valid email address, the RC will activate the SoonerStart Connect parent portal and send the introductory "ad hoc" email to the family. The RC should also add the family's email address to the "referral" page in EdPlan if it has not already been documented there.

At the intake appointment, the RC will explain the following to the parent:

- The SoonerStart Program/Process
- Parent Rights for SoonerStart Services – Notice of Procedural Safeguards

- Systems of Payment and Notification to Parents/OK-SS-System of Payment (**Appendix M**) (RC will notify the family that SoonerStart will seek reimbursement from OHCA/Medicaid for all eligible services if the child is currently enrolled in Medicaid or if they become enrolled in the future.)
- If the child is currently enrolled in Medicaid -- Consent for Medicaid Reimbursement/OK-SS Medicaid Consent (**Appendix T**) with parent and/or guardian signature. (If the child has private insurance and Medicaid, the consent will be obtained and uploaded into the child's file documents. Do not enter consent date on the Personal page in EdPlan.

If the family will be utilizing the SoonerStart Connect parent portal, the RC will explain that they will be able to access copies of all documents upon receiving access to the portal using the introductory "ad hoc" email. The RC will also let the family know that all consent documents will be provided in the SoonerStart Connect parent portal for their signature. If the family does not have an email address, the RC will need to provide a hard copy of Parent Rights and Systems of Payment by regular mail or in person.

All intake information is gathered and documented on the Intake page of EdPlan and includes the following:

- Child's presenting concerns
- Prior and current diagnostic or intervention services
- Relevant medical and developmental information
- Questions relating to social emotional development taken from the age appropriate ASQ-SE2 parent questionnaire (Responses should be entered in the ASQ® Online data collection system).
- Birth history of the child
- Medicaid eligibility or potential eligibility
- Attendance to childcare, etc.

The Oklahoma Family Resource Assessment (OFRA) (**Appendix KK**) should also be completed at Intake. The RC will assist the family in completing the OFRA form to determine if there are any "immediate" resource/referral needs that should be addressed with the family. Any resource information/referrals provided by the RC to the family prior to the child's evaluation are documented on the MECATS section of EdPlan in the box titled "RECOMMENDATIONS AND OTHER COMMUNITY RESOURCES AVAILABLE".

During the intake process, the RC will determine if a child requires a developmental screening or should immediately be scheduled for an eligibility evaluation. If the child requires a developmental screening, the RC completes the ASQ-3 screening as part of the intake appointment. Before the developmental screening is completed, the RC must obtain written parental consent for the screening using the OK-SS-Consent for Screening form in EdPlan. If the child will go immediately to evaluation or does not pass the developmental screening, the family is offered an eligibility evaluation (first available) for their child. If the parent chooses to not proceed with the SoonerStart process following intake and/or

screening, the RC informs the family of how they may access early intervention services at a future date. Following the family's decline to proceed, the child's file is inactivated in EdPlan.

If the child has an automatic qualifying condition, the RC also begins the process of obtaining medical documentation of the child's medical condition and/or diagnosis for program eligibility. Families should be encouraged to obtain and provide necessary medical documentation to the RC. The RC can also obtain parent signature on the Consent for Release of Confidential Information (**Appendix I**) to request needed medical records/documentation from the child's medical provider(s).

Consent documents required to be completed at Intake should be signed in the SoonerStart Connect parent portal if the intake is completed by phone or video conference.

- Authorization for Electronic Communication (if not completed prior to Intake)
- Consents to Release of Confidential Information (as needed for medical documentation, childcare center, etc.)
- OK-SS-Consent-Screening (if an ASQ-3 screening will be completed as part of the intake process)
- OK-SS-Consent-Evaluation – unless it will be signed at the time of the evaluation

*The ASQ:SE-2 questionnaire with the family's responses should be uploaded to the documents section of the child's EdPlan record. The results page is not uploaded and is only maintained in the ASQ online system. Enter overall results in Additional Comments box at the end before creating final intake form.*

Additional Comments

12 month ASQ:SE-2 Above Cutoff

#### OFRA Notes...

*If the RC is unable to complete the OFRA during the intake meeting with the family, it will be completed at the eligibility evaluation or Initial IFSP. However, during the intake with the family, the RC must ask the family if they have any immediate needs regarding food, shelter, diapers, etc. and address these needs as described above.*

#### Providing the OFRA:

- Eligibility evaluation – The evaluation team will provide the family with the OFRA at the end of the evaluation and ask them to complete it prior to leaving the appointment. (Evaluation team will scan the OFRA into EdPlan with the other evaluation documents)
- Automatic Qualifying Condition – The RC will provide the OFRA to the family at the initial IFSP meeting prior to initiating the OFI/IFSP process.

**\*\*Note:** An intake document with identified talking points has been included in the appendix as a helpful tool to assist in completing the Intake process.

## 1302: DEVELOPMENTAL SCREENING

*(revised January 2022)*

SoonerStart uses the Ages and Stages Questionnaire (ASQ-3) to screen young children for developmental delays. The ASQ3 contains questions to screen the areas of communication, gross motor, fine motor, problem solving, and personal-social skills. The ASQ-3 helps staff and families determine the possible need to pursue a multidisciplinary evaluation for program eligibility. A developmental screening may not be used to determine program eligibility, however, along with scores from an evaluation tool, it may inform the eligibility decision.

The screening is completed in the ASQ® Online system. The system will automatically select the correct ASQ3 based on the child's demographic information entered. Adjusting for prematurity is not necessary.

Before the screening, the Resource Coordinator (RC) reviews the **Parent Rights for SoonerStart Services - Notice of Procedural Safeguards** with the family and obtains written parental consent for the screening using the **OK-SS-Consent-Screening**. This consent form is generated in EdPlan through "documents". The parent must sign the Consent/Prior Written Notice (OK-SS-Consent-Screening) before proceeding with the screening process. This document (OK-SS-Consent-Screening) satisfies both the PWN and parental consent requirements needed before a screening is completed.

After the screening, the RC will provide the family with a Prior Written Notice (OK-SS Prior Written Notice) outlining the results of the screening and SoonerStart's proposal or refusal of additional services. The Prior Written Notice (OK-SS-Prior Written Notice) is also generated in EdPlan through "documents". If a family has an active email address and has consented to electronic communication (email), they will receive a copy of the Prior Written Notice (OK-SS-Prior Written Notice) through the SoonerStart Connect Parent Portal. For families who do not have email access or have declined to consent to electronic communication (email), the RC will provide a copy of the Prior Written Notice using another agreed upon method (US mail, fax, text, etc.)

Following the screening, the RC will upload the ASQ3 scoring sheet generated in the ASQ online system into the child's EdPlan record under "documents."

NOTE: SoonerStart does not use the ASQ:SE-2 as a screening tool. The questions on the ASQ:SE-2 are incorporated in the intake process with all new referrals to gather additional social emotional information to aid in services planning or providing resource referrals for families.

## **1303: OKLAHOMA DEPARTMENT OF HUMAN SERVICES (OKDHS) REFERRALS**

**(July 2021)**

In accordance with the Child Abuse Prevention and Treatment Act (CAPTA), the SoonerStart program accepts referrals of all children under the age of three (3) who are the subject of a substantiated case of abuse or neglect. This includes children identified as participating in Family Centered Services with a Safety Plan. In addition, SoonerStart accepts referrals for infants and toddlers identified as being directly affected by prenatal drug exposure. If the referral does not meet these criteria, it is not a CAPTA referral. However, DHS may submit a referral for a child suspected of exhibiting a developmental delay if information related to developmental concerns is included on the referral form.

All referrals are to be submitted to SoonerStart using the **SoonerStart Child Welfare Referral Form** referral hyperlink that has been provided to DHS/Child Welfare. SoonerStart will no longer accept DHS child welfare referrals by phone, fax or any other method outside of the hyperlink.

When a DHS child welfare referral is submitted via the hyperlink, an email containing the child's referral information is sent directly to the SoonerStart Regional Coordinator for the region/site based on the child's identified county of residence. The Regional Coordinator or their designee will then enter the referral in EdPlan and assign the referral to a Resource Coordinator.

When a DHS child welfare worker enters a referral using the hyperlink, information must be entered for all "required" fields in order for the referral to process and submit through the link. Any "missed" information will result in an error message prompting them to fill in the missing information before submitting their referral.

The referral information contained in the DHS child welfare referral email is entered into EdPlan on the referral screen. The new referral information will also need to be provided to OSDH clerical support staff for entry into PHOCIS. If someone other than the OSDH clerical support staff enters a DHS referral in EdPlan, that person will notify the clerical support staff by email of the new DHS referral. Information emailed should minimally contain the child's name, date of birth and date of referral or a copy of the EdPlan referral document may be attached and emailed to the clerical support staff.

After the referral is assigned, the Resource Coordinator contacts the foster family and/or other identified person(s) as necessary (bio-parent, legal guardian, Family Centered Services/Safety Plan monitor, etc.) to initiate and complete the Intake Process.

### **Children in DHS Custody/Foster Care**

SoonerStart has revised the data entry procedures for DHS referrals when children are in custody and live with a foster family. These procedures protect the personal identifying information of the foster parent while allowing the child's SoonerStart documents to be maintained in the SoonerStart Connect parent portal. The parent portal provides SoonerStart families with access to their child's MECATS, IFSP



and other documents. However, there are privacy issues if a foster child returns home with the biological parent but the foster parent's name and address is included on the IFSP or other documents stored in the parent portal. (See **SoonerStart Connect Foster Parent Privacy Protection Procedures** on the Main Menu in EdPlan).

For child in the custody of DHS, the foster parent is considered the child's "parent" per IDEA. The foster parent must sign the **Prior Written Notice and Consent for Screening** and/or the **Prior Written Notice and Consent for Evaluation**. They may also give "consent" on any other needed SoonerStart documents (Consent for Electronic Communication, Medicaid Consent, etc.). If at any point the foster parent declines the referral or declines to consent, the Resource Coordinator will contact the child's DHS caseworker (by email) to inform them of the foster parent's request to decline services. Additionally, if the RC is unable to reach a foster parent regarding the referral, the RC should contact the child's DHS caseworker to inform them of the situation. If no response from the caseworker within several days, the referral is cancelled and the EdPlan record is inactivated. The DHS worker may submit a new referral after they have talked with the foster parent about the child's SoonerStart referral.

If there is a problem in completing the intake process with the foster parent (other than usual reasons such as doctor's appointments or other related appointments), the RC should contact the child's DHS worker by email for assistance. If the DHS worker is unable to assist or does not respond, the RC will proceed with inactivating the record.

If the results of the developmental screening indicate "no concerns" in any of the child's developmental areas or the foster family declines recommended further assessment following an intake/screening, the Resource Coordinator will contact the child's DHS worker by email to update them on the status of the child's referral. Information shared with the DHS worker for a child in custody will include screening results and/or the foster family's decision to decline further assessment. After updating the child's DHS caseworker of the child's status and/or foster parent's decision, the child's EdPlan record is inactivated.

The Resource Coordinator will provide (by email) copies of the following to the child's DHS worker during the time the child is participating in SoonerStart:

- If the child is screened, the copy of the ASQ3 scoring sheet and related Prior Written Notice (PWN)
- If the child is referred for evaluation, a copy of the Multidisciplinary Evaluation Team and Child Assessment Summary (MECATS) and related Prior Written Notice (PWN)
- If the child qualifies for services, a copy of the Initial Individualized Family Service Plan (IFSP) and related Prior Written Notice (PWN)

**NOTE:** If a child who is currently in SoonerStart ***becomes involved in an investigation*** of abuse and/or neglect, the RC may provide information to the DHS caseworker verbally by telephone or in-person after confirming the DHS caseworker's identity (scanned copy of DHS employee identification badge or employee badge number) **AND** receipt of a completed "Request for Non-Directory Educational Records" (DHS Form 04MP070E) with the reason for the request indicated.

Child is in DHS Custody	NOT in DHS Custody -- Child is directly affected by prenatal drug/alcohol exposure	NOT in DHS Custody – CONFIRMED child abuse or neglect, Open Safety Plan during Investigation (SP monitor and bio-parent should both be identified)	NOT in DHS Custody – CONFIRMED child abuse or neglect, Open Family Centered Services (FCS monitor and bio-parent should both be identified)	NOT in DHS Custody - NO CONFIRMED child abuse or neglect, NO FCS/Safety plan, NO developmental concerns
<p><b>**This is CAPTA</b></p> <p><b>Per IDEA, who is the parent?</b> The foster parent</p> <p><b>Who can consent for services?</b> The foster parent is responsible for consenting for SS services</p> <p><b>How may SoonerStart release information to DHS?</b> SS may release information to DHS with confirmation of DHS worker's identity (see next bullet).</p> <p>If the DHS worker who is requesting information is <u>different</u> than the DHS worker on record – RC will obtain the new worker's name and a copy of their ID badge or badge number before releasing any SS information.</p>	<p><b>**This is CAPTA</b></p> <p><b>Per IDEA, who is the parent?</b> Bio-parent/legal guardian retains all rights as the parent</p> <p><b>Who can consent for services?</b> Bio-parent/legal guardian is responsible for consenting for SS services</p> <p><i>Note – If the child is in a safety plan/FCS placement and bio-parent/legal guardian is “absent”, the safety plan/FCS monitor may consent for SS services and act as the “parent”.</i></p> <p><b>How may SoonerStart release information to DHS?</b> If DHS requests SS information, written consent from the bio-parent/legal guardian <u>will be requested</u>. If the parent or guardian declines to give written consent to share information with DHS, the RC will request that the DHS worker send a “Release for Non-Directory Educational Records” release form</p>	<p><b>**This is CAPTA</b></p> <p><b>Per IDEA, who is the parent?</b> Bio-parent/legal guardian retains all rights as the parent</p> <p><b>Who can consent for services?</b> Bio-parent/legal guardian is responsible for consenting for SS services</p> <p><i>Note – If the child is in a safety plan placement and bio-parent/legal guardian is “absent”, the safety plan monitor may consent for SS services and act as the “parent”.</i></p> <p><b>How may SoonerStart release information to DHS?</b> If DHS requests SS information, written consent from the bio-parent/legal guardian <u>will be requested</u>. Written consent from the bio-parent/legal guardian <u>should ALSO be requested</u> for the purpose of sharing SS information with the SP monitor.</p>	<p><b>**This is CAPTA</b></p> <p><b>Per IDEA, who is the parent?</b> Bio-parent/legal guardian retains all rights as the parent</p> <p><b>Who can consent for services?</b> Bio-parent/legal guardian is responsible for consenting for SS services</p> <p><i>Note – If the child is in a FCS placement and bio-parent/legal guardian is “absent”, the safety FCS monitor may consent for SS services and act as the “parent”.</i></p> <p><b>How may SoonerStart release information to DHS?</b> If DHS requests SS information, written consent from the bio-parent/legal guardian <u>will be requested</u>. Written consent from the bio-parent/legal guardian <u>should ALSO be requested</u> for the purpose of sharing SS information with the FCS monitor.</p>	<p><b>This is NOT CAPTA and is not an appropriate SoonerStart referral. This type of referral will not be accepted and will not go through the DHS referral link.</b></p>

	<p>along with a copy of their ID badge <u>BEFORE</u> sharing any SS information.</p> <p><b>NOTE...</b> If a child who is currently in SoonerStart <b>becomes involved in an investigation</b> of abuse and/or neglect, the RC/staff member will request the DHS worker's name, a copy of their ID badge or badge number and some type of documentation of the investigation if a request for SS information is received from DHS. Upon receipt of the above stated documents, the RC/staff member should notify their REIC before moving ahead to release information to DHS.</p> <p><i>If at any time, the child goes into "DHS Custody", refer to the yellow column regarding children in the custody of DHS.</i></p>	<p><b><i>IF DHS requests information AND the bio-parent/legal guardian is NOT involved with services the Safety Plan monitor is considered the "parent" and may give consent.</i></b></p> <p><b><i>If the bio-parent/legal guardian declines to give written consent to share information with DHS,</i></b> the RC will request that the DHS worker send a "Release for Non-Directory Educational Records" release form along with a copy of their ID badge. Upon receipt of the above stated documents, the RC/staff member should notify their REIC before moving ahead to release information to DHS.</p> <p><i>If at any time, the child goes into "DHS Custody", refer to the yellow column regarding children in the custody of DHS.</i></p>	<p><b><i>IF DHS requests information AND the bio-parent/legal guardian is NOT involved with services the Safety Plan monitor is considered the "parent" and may give consent.</i></b></p> <p><b><i>If the bio-parent/legal guardian declines to give written consent to share information with DHS,</i></b> the RC will request that the DHS worker send a "Release for Non-Directory Educational Records" release form along with a copy of their ID badge. Upon receipt of the above stated documents, the RC/staff member should notify their REIC before moving ahead to release information to DHS.</p> <p><i>If at any time, the child goes into "DHS Custody", refer to the yellow column regarding children in the custody of DHS.</i></p>	
--	---	--	--	--

## 1304: FAMILY CENTERED SERVICES (FCS) AND SAFETY PLANS

**(July 2021)**

When a family's circumstances impact child safety and a child's living situation is determined to be unsafe, the Oklahoma Department of Human Services (DHS) seeks to address these issues through **Family Centered Services (FCS)**. FCS are a type of intervention offered to families to help children and families stay together after an investigation has identified safety concerns for the child. The goal of FCS is to maintain children's safety while preventing them from being removed from the parents' custody. FCS involves opening a case with DHS without court involvement. A **Safety Plan** is developed in agreement with the child's family to address actions needed to control/remove any identified safety threats to the child. With the family's permission, supportive persons (neighbors, friends, volunteers, extended family members, tribal representatives, other culturally relevant supports) may be involved in the safety planning and implementation process. An out-of-home Safety Plan may result in the child staying with someone other than the person legally responsible for the child (i.e. parent/legal guardian) on a short-term basis. This person is typically identified as the Safety Plan "Monitor". If the child is allowed to remain in the home, another adult living in the home or who comes into the home regularly, may be identified by DHS as a Safety Plan Monitor.

Okla. Admin. Code § 340:75-4-12.1 (i)(2) specifically identifies SoonerStart services as a component of family centered services that may be included in a Safety Plan agreed upon by the parent/legal guardian of a child participating in an open FCS case.

Infants and toddlers in FCS are not in the custody of DHS and the parent/legal guardian retains all parental rights. When SoonerStart receives a referral from DHS for a child whose family is participating in FCS, the parent/legal guardian should be the person to sign all SoonerStart consents.

Upon receipt of a referral for a child identified to be participating in FCS, the Resource Coordinator will contact the person identified by DHS as the person with whom the child is currently living. This person may be the Safety Plan Monitor or the child's parent/legal guardian. Upon contacting this person, the Resource Coordinator will explain the SoonerStart process and make arrangements to complete the intake, screening and/or eligibility evaluation. If the child is living with a Safety Plan Monitor, the RC will inform him/her that the parent/legal guardian will be the person to provide consent for all SoonerStart services and that parent/legal guardian will need to be present at upcoming appointments. In these instances, the Resource Coordinator will also need to contact the parent/legal guardian to explain the SoonerStart process, the need for their written consent for services and request their attendance at all upcoming appointment(s). Referrals submitted by DHS caseworkers using the referral hyperlink should contain both the Safety Plan Monitor's name and contact information as well as the parent/legal guardian's name and contact information. Children identified as participating in FCS are considered CAPTA referrals.

If the parent/legal guardian has consented to participate in SoonerStart services and the Safety Plan Monitor will also be actively involved, the Resource Coordinator will request that the parent sign a consent to release information to the Safety Plan Monitor for the purpose of sharing information regarding the child's SoonerStart services.

If the parent/legal guardian cannot be located after two contact attempts (one in writing – email, letter, text) or does not agree to participate in SoonerStart services, the Safety Plan Monitor may be asked to act as the “parent” based on the definition of parent in the IDEA Part C regulations (“person with whom the child lives..”) and may sign all SoonerStart consents.

The Resource Coordinator should notify the DHS caseworker (by email) if attempts to contact the Safety Plan Monitor or Parent/Legal Guardian are unsuccessful or if the Safety Plan Monitor or Parent/Legal Guardian decline to participate in SoonerStart services. If no response from the caseworker within several days, the referral is cancelled and the EdPlan record is inactivated.

The Resource Coordinator may provide information to the DHS caseworker for a child currently enrolled in SoonerStart and participating in FCS, verbally by telephone or in-person after confirming the DHS caseworker's identity (scanned copy of DHS employee identification badge or employee badge number). SoonerStart records may be released to the DHS caseworker upon confirmation of the DHS caseworker's identity (scanned copy of DHS employee identification badge or employee badge number) AND receipt of a completed “Request for Non-Directory Educational Records” (DHS Form 04MP070E) **Appendix MM**

Inactive records for children previously enrolled in SoonerStart may not be released to DHS without written parental consent to release information unless the child is 1) in DHS custody, 2) currently involved in an investigation of child abuse or 3) currently involved in an investigation of neglect. SoonerStart may release records upon receipt of a completed “Request for Non-Directory Educational Records” (DHS Form 04MP070E) with one or more of the above three reasons checked accompanied by a scanned copy of DHS employee identification badge.

## **1305: SURROGATE PARENT(S)**

In certain situations, a surrogate parent may be appointed for a child in the SoonerStart program to protect the child's rights to a free, appropriate, public education which includes early intervention services.

A surrogate is needed when no parent can be identified (see definition of "parent" in **Parent Rights for SoonerStart Services – Notice of Procedural Safeguards (Appendix H)**); and SoonerStart staff, after reasonable efforts, cannot discover the whereabouts of a parent.

A surrogate parent should have the knowledge and skills that ensure adequate representation of the child. The surrogate parent cannot be an employee of SoonerStart, or any other agency (i.e. DHS) that is involved in the education or care of the child and must have no interest that conflicts with the interest of the child he or she represents.

The surrogate parent may represent the child in all matters relating to the identification, evaluation, and development of the Individualized Family Service Plan (IFSP) for the child. The SoonerStart Resource Coordinator will provide the surrogate parent with information regarding parental rights and procedural safeguards and complete the **Surrogate Parent Verification of Training Form (Appendix J)**. Documentation must be included in the Resource Coordinator's progress notes that this activity was completed.

## 1400: PROCEDURAL SAFEGUARDS

Procedural safeguards establish and define the process by which infants and toddlers with disabilities and their families are assured of their rights under the IDEA Part C and the Oklahoma Early Intervention Act. Procedural safeguards are the checks and balances of the system, not a piece separate from the system.

All SoonerStart personnel share responsibility for the implementation of procedural safeguards as outlined in the **Parent Rights for SoonerStart Services-Notice of Procedural Safeguards (Appendix H)** manual.

The manual is presented during early contacts (screening or eligibility evaluation) with the family by the Resource Coordinator or service provider. An explanation of the following sections should be sufficient in detail to provide the family with a thorough understanding of procedural safeguards:

- Parental Consent
- Confidentiality
- Parent's Right to Examine Records
- Notice of Meeting
- Prior Written Notice
- Fee for Records
- Dispute Resolution Options

For additional information, the family can be provided a copy of **SoonerStart Early Intervention Policies and Procedures Manual - 2013** or referred to the online version:

<http://ok.gov/sde/sites/ok.gov.sde/files/2012%20SS%20POLICIES%203-11-13%20Final.pdf>

If the child is eligible for early intervention services and an IFSP is completed, the Parent Rights for SoonerStart Services – Notice of Procedural Safeguards manual is presented to the family at each subsequent annual IFSP meeting; if a parent files a due process or formal written complaint; or any time the parent requests a copy.

A one page example of explanations and implications of procedural safeguards is included in (**Appendix K**) to assist the family in understanding their rights as well as a flow chart to assist SoonerStart staff in determining when procedural safeguards explanations are necessary.

### **Parental Consent**

Parental Consent must be obtained in writing before the eligibility evaluation can be conducted. If a child is determined eligible, and an IFSP is developed, written parental consent is required before services can be initiated. The Resource Coordinator is responsible for completing and obtaining parental signature(s) on the **Consent for Initial Evaluation/Assessment and Prior Written Notice (OK-SS-Consent-Evaluation)** form and the IFSP service delivery page.



Parental Consent must be obtained in writing before an evaluation to determine *continued* eligibility is conducted. The Resource Coordinator is responsible for completing and obtaining parental signature(s) on the **Consent for Re-Evaluation and Prior Written Notice (OK-SS-Consent-Reevaluation)** form and also responsible for explaining the criteria for continued eligibility; the possibility that early intervention services may be discontinued if the child no longer meets eligibility criteria; and that the parent can decline to give written consent for the re-evaluation. If the family refuses to consent to the re-evaluation, the IFSP team must meet to review outcomes and possibly modify services.

Parental Consent must be obtained in writing before SoonerStart can request records from, or provide records to, medical professionals; educational agencies or program; or any party outside of the early intervention program.

Exceptions to the requirement of parental consent for release of confidential information are:

A. the automatic referral requirements when a child is potentially eligible for preschool special education and child find information is provided using the **LEA Notification (Appendix L)(OK-SS-LEA Notice)** form.

B. exceptions listed in Family Educational Rights and Privacy Act (FERPA), 34 C.F.R. §99.31, including but not limited to:

1. When a child moves and changes early intervention providers, the early intervention records may be sent from one early intervention provider to another without the parent's consent;

2. Disclosure to comply with a judicial order or lawfully issued subpoena;

3. The disclosure is in connection with a health and safety emergency to appropriate authorities to protect the health or safety of the child or other individuals.

4. Release of education records to an agency caseworker or other representative of a State or local child welfare agency or tribal organization who has the right to access a child's case plan and when the agency or organization is legally responsible for the child's care and protection.\*

(\*effective January 2014)

### **Confidentiality**

SoonerStart must ensure that the confidentiality of personally identifiable information is protected at collection, storage, disclosure, and destruction stages. All personnel collecting or using personally identifiable information must receive training regarding SoonerStart Policies and Procedures.

The SoonerStart Regional Early Intervention Coordinator (REIC) must maintain for public inspection the names of individuals who have access to personally identifiable information.

The Resource Coordinator is responsible for explaining that the Part C federal regulations require that SoonerStart disclose a child's name, date of birth, and parent contact information (including parents' names, addresses, and telephone numbers) to the local education agency (LEA) where the child resides. This disclosure is mandatory and is provided *without* parental consent as part of Child Find to identify all children potentially eligible for Part B services. [34 CFR §303.401(d)(1)(i)(ii)(iii) and §303.401 (d)(2)].

### **Parents' Right to Examine Records**



The parents of a child receiving SoonerStart services must be afforded the opportunity to inspect and review records relating to evaluations and assessments, eligibility determinations, development and implementation of IFSPs, individual complaints dealing with the child, and any other area under this part involving records about the child and the child's family.

If the parent believes the information is inaccurate, misleading or violates the privacy or rights of the child/family, the parent may request that the record be amended. The REIC will determine the personnel to be involved in reviewing the request to amend the record. If SoonerStart makes the desired changes, or refuses to change the record, the REIC will provide Prior Written Notice to the parents.

### **Notice to Parents**

SoonerStart must inform parents that an "early intervention record" is created and may be maintained in print, video, audio and or computer media format. The early intervention record contains personally identifiable information directly related to the child and his or her family.

This information includes:

- *The child's name, address and date of birth*
- *The parents' contact information including parents' names, addresses and telephone numbers*
- *The child's social security number or other child specific number*
- *A list of personal characteristics or any other information that clearly distinguishes the child's identity*

Parents must receive a description of the children on whom personally identifiable information is maintained, the types of information sought, the methods used to gather information, and the uses to be made of the information.

The early intervention record may contain information provided by parents, referral sources, physicians (if applicable), developmental screenings, evaluations and assessments; and SoonerStart staff which includes:

- Intake – referral forms, initial home visit documents
- Progress notes
- Parent contact reports
- Incoming and copies of outgoing correspondence
- Individualized Family service Plan (IFSP) and reviews
- Evaluation – Multidisciplinary Evaluation and Child Assessment Team Summary (MECATS) and testing protocols.
- Medical – medical records, prescriptions
- Forms – consents, notifications, written notice, releases of information
- Medicaid billing (if applicable)

Information maintained in the record is utilized to determine eligibility and develop program planning for infants and toddlers with disabilities in the SoonerStart program.

Parents must be given notice of the SoonerStart procedures regarding the confidential storage, retention, and destruction of the child's early intervention records in their native language, unless clearly not feasible to do so.

The child's official electronic record is retained indefinitely in the EdPlan database after it is inactivated. This record includes the child's name, date of birth, parent contact information (including address and phone number), names of service coordinator(s) and early intervention services provider(s), exit data (including year and age upon exit), and any programs the child entered into upon exiting.

If a paper chart is created, it is maintained at the local SoonerStart site office in an **active** or **inactive** status until the child's third birthday. The child's inactive paper chart is retained at the local SoonerStart site office until the child's sixth (6<sup>th</sup>) birthday.\* Following the child's sixth (6<sup>th</sup>) birthday, the contents of the paper chart is scanned and archived digitally in the Oklahoma State Department of Health (OSDH) secured data system (PHOCIS). OSDH will retain paper charts one year after scanning and then they will be destroyed. Information may be accessed from the digital record by OSDH SoonerStart Administrators if necessary. Destruction of the digital record occurs when the child is 25 years of age.

All SoonerStart electronic records and paper charts, both active and inactive, are maintained in a confidential manner.

Parents may request information from their child's early intervention record by contacting the local SoonerStart office before the child's 6<sup>th</sup> birthday or the SoonerStart Program at the Oklahoma State Department of Education at 405-521-4880.

\* Inactive SoonerStart paper charts for **Oklahoma County and Tulsa County** are stored at the local site until the child's 10<sup>th</sup> birthday and then destroyed.

### **Prior Written Notice**

**Prior Written Notice (PWN) (OK-SS Prior Written Notice)** serves as the basis for formal notification to the family regarding their right to agree or disagree with early intervention service decisions made by the SoonerStart team. Prior Written Notice must be provided to parents prior to the proposal or refusal of initiation or change of identification, evaluation, placement or provision of appropriate early intervention services.

Prior Written Notice must include sufficient detail of the action being proposed or refused, the reason for the proposed action, procedural safeguards available, and state complaint procedures, including how to file a complaint. The notice must be provided in the parent's native language unless clearly not feasible to do so.

### **Fees for Records**

A copy of each evaluation, assessment of the child, family assessment and IFSP must be provided at **no cost** to the family as soon as possible after each IFSP meeting. SoonerStart may charge a fee for copies of records that are made for parents if the fee does not effectively prevent the parents from exercising their right to inspect and review records. SoonerStart may charge a fee for copies of records that are made for third parties (i.e. attorneys if records are subpoenaed), if the requesting party has written consent from the parent to receive early intervention records. Fees are charged at the discretion of the local SoonerStart site and are reasonable and customary charges set by the Oklahoma State Department of Health.

### **System of Payments and Fees**

If a State elects to adopt a system of payments, policies must be in writing and specify which functions or services, if any, are subject to the system of payments (including any fees charged to the family as a result of using one or more of the family's public insurance or benefits or private insurance).

A parent who wishes to contest the imposition of a fee, or the State's determination of the parent's ability to pay, may do one of the following:

- (i) Participate in mediation.
- (ii) Request a due process hearing.
- (iii) File a State complaint.
- (iv) Use any other procedure established by the State for speedy resolution of financial claims, provided that such use does not delay or deny the parent's procedural rights.

The Individuals with Disabilities Education Act (IDEA) requires that Part C programs be the payor of last resort and requires that Part C funds only be used for Early Intervention Services that an eligible child needs but is not currently entitled to under any other Federal, state, local or private sources.

### **Dispute Resolution Options**

Every effort should be made to resolve disagreements using informal decision making. However, there may come a time during provision of early intervention services when a dispute or complaint arises. Parties who can report complaints include parent(s), surrogate parent(s), legal guardian(s), individual(s), organization(s), and public or private Part C personnel acting on behalf of the State.

The overall responsibility for administering Oklahoma's dispute resolution system is conducted by the Oklahoma State Department of Education, Division of Special Education services (OSDE-SES). OSDE-SES contracts with the Special Education Resolution Center (SERC) at Oklahoma State University to manage the required processes for dispute resolution. The three dispute resolution options available in Oklahoma are mediation, due process, and formal written complaints.

*Mediation* in early intervention is a process designed to assist parents and Part C agencies to resolve disputes or complaints about identification, evaluations, or placement of the child, or the provision of appropriate early intervention services to the child and the child's family. A trained mediator works

with both parties to guide them toward a mutually satisfactory solution in the best interest of the child. A **Parent Agreement to Mediate and Request for Mediation** form is located in **Appendix HH**.

If a parent chooses not to use the Mediation process, SoonerStart will offer the family the opportunity to meet with an impartial party such as the Oklahoma Parent Center or Special Education Resolution Center (SERC) at Oklahoma State University. The impartial party will explain the benefits of and encourage the use of Mediation.

*Due Process* procedures govern the process for resolving individual child complaints concerning identification, evaluation, or placement of the child and arising from the provision of appropriate early intervention services to the child and the child's family, under Part C of the Individuals with Disabilities Education Improvement Act 2004 (IDEA).

*Formal Written Complaint* procedures govern the process for receiving and resolving any written complaint that a public agency or private service provider who receives Part C funds is violating a requirement or regulations of Part C the IDEA.

It is the responsibility of all SoonerStart staff to be familiar with the SoonerStart procedural safeguards as outlined in the **Parent Rights for SoonerStart Services – Notice of Procedural Safeguards** as well as the *SoonerStart Early Intervention Policies and Procedures Manual – 2013* regarding Oklahoma's Part C dispute resolution options. The REIC should be notified within 48 hours after a family has identified a dispute and contact the family to provide additional assistance.

Additional information is found in the *SoonerStart Early Intervention Policies and Procedures – 2013* or the online version:

<http://ok.gov/sde/sites/ok.gov.sde/files/2012%20SS%20POLICIES%203-11-13%20Final.pdf>

A full version of the **Parent Rights for SoonerStart Services – Notice of Procedural Safeguards** can be located in **Appendix H**.

## 1401: PRIOR WRITTEN NOTICE

(July 2020)

**Prior Written Notice (PWN) (OK-SS Prior Written Notice)** serves as the basis for formal notification to the family regarding their right to agree or disagree with early intervention service decisions made by the SoonerStart team. Prior Written Notice is provided to the parent a reasonable time before SoonerStart proposes or refuses, to initiate or change the identification, evaluation, placement of their child or the provision of appropriate early intervention services.

Prior Written Notice (PWN) is provided at the following times:

- Before\* and following a developmental screening
- Before\* and following determination of eligibility (initial, automatic qualifier or continuing)
- Following an IFSP meeting (initial, annual review, periodic review with any modifications)
- Following a transition meeting (development/initiation of Transition Steps and Services on the IFSP or the Transition Planning Conference)
- Parent/guardian revocation of consent for or withdrawal from services on an active IFSP
- Exit from SoonerStart based on completion of IFSP goals

*\*Note: “Before” the screening and “before” the evaluation – the PWN is already written into the consent for screening and consent for initial evaluation/assessment, a separate prior written notice before screening and evaluation is not necessary.*

The Resource Coordinator is responsible for providing A PWN to the family a reasonable amount of time *after* a decision is made by the Early Intervention (EI) team and *before* the proposed action will occur. This allows the family time to determine if they want to give consent or choose another action (e.g. calling an IFSP meeting, requesting mediation, etc.). However, if a proposed action is to take place within a timeframe that does not allow for PWN to be provided a “reasonable” amount time before the action occurs\*\*, the parent/guardian may waive the timeframe by signing off on the PWN form (see below)

**Optional:** I understand the above and agree that the action(s) described on this notice may occur without the notice being provided to me by SoonerStart a reasonable amount of time prior to the proposed or refused action(s) taking place.

**Parent Initials:**

**Date:**

*\*\*For example, a service delivery is modified to reflect increasing services from 30 minutes/1 time weekly to 60 minutes/1 time weekly and the provider is going to stay and complete a 60-minute visit on the same day as the modification. If the parent/guardian agrees to this action, they would need to sign off on the prior written notice waiving the “reasonable amount of time prior to” as services are occurring on the same date as the modification and reasonable amount of time prior is not possible.*

The PWN includes sufficient detail of the action being proposed or refused, the reason for the proposed action, procedural safeguards available and state complaint procedures including how to file a complaint. (Many of these components are already on the SoonerStart Prior Written Notice form.)

The Resource Coordinator will create and ensure that a family receives the PWN for any actions requiring the notice (see list above). If a family has an active email address on file in EdPlan and has consented to electronic communication (email), the PWN will be sent to the family through the SoonerStart Connect Parent Portal upon the RC creating a finalized PWN document in EdPlan. The notice is provided in the parent's native language unless clearly not feasible to do so.

The RC will document in their progress note (using the Logging Wizard) that the PWN has been generated and will also identify the method by which it was provided to the family (sent through portal, mailed, etc.). Copies of all finalized PWNs are maintained in the child's EdPlan record in the documents.

### **Systems of Payments - Notification to Parents**

The **Systems of Payments - Notification to Parents** is provided to all families after a confirmed referral. This allows the program to ensure that active, referred families understand how early intervention services are funded and that SoonerStart may seek Medicaid reimbursement for allowable services with parental consent to release personally identifiable information to the Oklahoma Health Care Authority (OHCA). For additional information, refer to Section 1402: Systems of Payment and Medicaid Consent.

## 1402: SYSTEM OF PAYMENTS AND MEDICAID CONSENT

**(revised July 2021)**

The SoonerStart program does not collect family fees, co-payments, deductibles and/or premiums for private or public insurance or benefits. Families are not charged family fees, co-payments, deductibles and/or premiums based on the family's ability or inability to pay. Oklahoma does not collect any fees from families and therefore will not collect fees if families fail to provide requested information and documentation. The SoonerStart program is supported by the following funding sources:

1. Medicaid
2. State general revenue
3. IDEA Federal funds

Upon receipt of an active, confirmed referral, the Resource Coordinator (RC) will explain and provide the **Systems of Payments - Notification to Parents (Appendix M)** to the family. Families with an active email address on file in EdPlan and who have provided consent for electronic communication (email) will be able to access this document in the SoonerStart Connect Parent Portal upon receipt of the Ad Hoc portal email (sent by the Resource Coordinator). Those families without email access and/or who have declined consent for electronic communication (email) will be provided a copy of the Systems of Payments document by their RC using another agreed upon method (US mail, fax, text, etc.) prior to, during or immediately following intake.

System of Payments is also explained in the **Parent Rights for SoonerStart Services – Notice of Procedural Safeguards (Appendix H)** document which is available online, through the SoonerStart Connect parent portal and/or provided by the RC to the family at various points in the process. The family will initial on the **Consent For Screening and Prior Written Notice** (OK-SS Consent-Screening), **Consent for Initial Evaluation/Assessment and Prior Written Notice** (OK-SS-Consent-Evaluation) and/or the **Individual Family Service Plan (IFSP)** acknowledging that they have received a copy of the Parent Rights or have been told how to access the document. This action satisfies that the family was informed of their rights which covers SoonerStart's intent to bill Medicaid for Medicaid compensable early intervention services.

With written parental consent to release personally identifiable information from the child's early intervention record, the SoonerStart program bills the Oklahoma Medicaid agency for Medicaid compensable early intervention services if the child is enrolled in Oklahoma Medicaid (SoonerCare). SoonerStart will not bill for Medicaid compensable services if the child is also enrolled in private insurance and Oklahoma Medicaid (SoonerCare) is the child's secondary insurance.

The SoonerStart program will not require families to sign up for or enroll in the Oklahoma Medicaid Program (SoonerCare) as a condition for receiving SoonerStart services. Parental consent must be obtained before personally identifiable information is disclosed to bill Medicaid. Personally identifiable information released to the Medicaid agency to access Medicaid reimbursement includes the child's

name and date and time of compensable early intervention services. Families have the right to decline SoonerStart's request to access the child's Medicaid benefits. Consent to disclose personally identifiable information to the Oklahoma Medicaid agency may be withdrawn at any time. If consent is not provided for SoonerStart to release personally identifiable information to the Oklahoma Medicaid agency for Medicaid compensable services, the SoonerStart program must still make available the services on the IFSP to which the parent has provided consent.

Written parental consent for the purpose of Medicaid billing is obtained by the Resource Coordinator (RC) prior to or during the intake process upon confirmation that a child has an active Medicaid (SoonerCare) enrollment number. If at any time a child who was not previously covered by Medicaid becomes eligible and enrolled in Medicaid, the RC will also seek consent from the parent for the purpose of billing Medicaid for compensable services. A RC will obtain consent from the child's parent/legal guardian using the **OK-SS-Medicaid Consent (Appendix T)** form which is available in EdPlan documents. Upon obtaining parent consent on this form, the RC will upload the signed document into EdPlan and enter the date of consent on the Personal Page of the child's EdPlan record. If the parent's signature has been obtained electronically or through the SoonerStart Connect Parent Portal, the dates of the consent will auto populate on the child's record Personal Page.

SoonerStart does not bill Medicaid for any children who are dually covered by Medicaid in addition to other medical benefits/insurance. If a family reports that their child is dually covered by Medicaid and other medical benefits/insurance, the RC is not required to obtain written parent consent to bill Medicaid. The RC must check with the family regarding their child's insurance status every three months in the event that Medicaid/SoonerCare becomes the child's primary insurance at some point in the future. The service provider(s) should not complete the procedure code section of the Service Provider Progress Note (**Appendix N**).

IDEA requires that Part C programs be the payor of last resort and requires that Part C funds only be used for Early Intervention Services that an eligible child needs but is not currently entitled to under any other Federal, state, local, or private sources.



## **1403: WRITTEN NOTICE (A.K.A. NOTIFICATION OF MEETING)**

IDEA Part C requires that all IFSP meetings are provided in accessible locations and at times that are convenient for families (§303.342(d)). IFSP meetings include those in which transition is initiated and transition planning conferences (TPC). Meeting arrangements must be made with, and written notice provided to, the family and other participants early enough before the meeting date to ensure that they will be able to attend. SoonerStart provides notification of IFSP meetings or “written notice”, using the **OK-SS-Meeting Notice form (Appendix T)**. Written notice must be provided in the native language of the family or other mode of communication used by the family, unless it is clearly not feasible to do so.

Written notice is not required before a screening or eligibility evaluation is conducted. SoonerStart staff should document all attempts at scheduling these activities with families as well as circumstances when the screening or evaluation is not completed due to no-show or cancellation by the family.

## 1500: EVALUATION

The purpose of the initial multidisciplinary evaluation is to determine a child's eligibility for IDEA Part C services. This process evaluates the child's functioning in five developmental areas: cognitive; physical, communication; social or emotional; and adaptive. The evaluation also includes a hearing and vision screening. The family-centered evaluation process is to gather information to determine a child's eligibility for services.

Parents are essential and participatory members of the evaluation team, and have a vital voice in making decisions about their child's program and services. Parental consent and Prior Written Notice is required before an evaluation or determination of eligibility is conducted. The **Prior Written Notice and Consent for Evaluation (OK-SS Consent-Evaluation)**, satisfies both the PWN and parental consent requirements. (PWN is not required for an assessment, such as the annual assessment).

**Prior Written Notice (OK-SS Prior Written Notice)** must also be provided to the family following the determination of eligibility, continued eligibility or ineligibility.

Parental consent is also required before an evaluation for continued eligibility is conducted. The **Prior Written Notice and Consent for Re-Evaluation (OK-SS-Consent-Reevaluation)** form satisfies both the PWN and parental consent requirements.

**APPROVED SOONERSTART EVALUATION TOOLS**

Evaluation Tool	Age Range	Norms	Assess
Battelle Developmental Inventory II (BDI-2)	Birth through 7 yrs.	Norm-referenced	
Bayley Scales of Infant Development	Birth through 3 yrs.	Norm-referenced	
Birth to Three Development Scale	Birth through 3 yrs.	Norm-referenced	
Brigance Inventory of Early Development	Birth through 7 yrs.	Norm-referenced	
Developmental Assessment of Young Children	Birth through 5 yrs.	Norm-referenced	
Developmental Profile III	Birth through 12.11 yrs.	Norm-referenced	
Early Intervention Development Profile II (EIDP)	Birth through 3 yrs.	Norm-referenced	
Early Learning Accomplishment Profile (ELAP)	Birth through 3 yrs.	Criterion-referenced	
Hawaii Early Learning Profile (HELP)	Birth through 6 yrs.	Criterion-referenced	
Mullen Scales of Early Learning	Birth through 5.8 yrs.	Norm-referenced	
Preschool Language Scale 4 & 5 (PLS4/PLS5)	Birth through 7.11 yrs.	Norm-referenced	Communication
Receptive Expressing Emergent Language Scale (REELS)	Birth through 3 yrs.	Norm-referenced	Communication
Rossetti Infant Toddler Scale	Birth through 3 yrs.	Criterion-referenced	Communication
Sequenced Inventory of Communication Development-R (SICD-R)	4 months through 48 months	Norm-referenced	Communication
Ski-Hi Language Development Scale	Birth through 5 yrs.	Norm-referenced	Communication/ Deaf or HOH
Non-Speech Test for Receptive/Expressive Language	2 through 2 yrs.	Norm-referenced	Communication in multiple disabilities

## 1501: DETERMINATION OF ELIGIBILITY

Eligibility for SoonerStart early intervention services is determined by a developmental evaluation, documentation of an automatic qualifying condition (**Appendix O**), or informed clinical opinion which includes review of existing information. The multidisciplinary evaluation team determines eligibility upon completion of the evaluation or review of the existing information which forms the basis of an automatic qualifying condition or informed clinical opinion. The Prior Written Notice and Consent for Evaluation (EdPlan) must be signed by the parent before eligibility is determined by evaluation, clinical opinion, review of existing data and/or automatic qualifying condition.

### Evaluation/Re-evaluation

The multidisciplinary evaluation team consists of person(s) representing two or more separate disciplines or professions. Parental consent is required prior to the administration of any evaluation. Evaluations are scheduled at the closest SoonerStart office to the family's home to be able to evaluate and serve a greater number of children and families. Exceptions to the evaluation location may be made for infants and toddlers who are medically fragile or if the family lacks transportation or the cost of transportation would limit the family's access to the service.

SoonerStart uses nondiscriminatory procedures for evaluation of the children and families which insure, at a minimum, that:

- tests and other evaluation materials, and procedures are administered in the native language of the child or other mode of communication, unless this is clearly not feasible;
- any evaluation procedures and materials used are selected and administered so as not to be racially or culturally discriminatory; and
- no single procedure is used as the sole criterion for determining a child's eligibility.

Evaluation/Re-evaluation procedures must include:

- administering one norm-referenced evaluation instrument across all areas of development as well as administering a second tool that can be norm or criterion-referenced. Oklahoma utilizes the Battelle Developmental Inventory – 2 (BDI-2) as the norm-referenced evaluation instrument for all eligibility evaluations.
- taking the child's history (including interviewing the parent); reviewing Intake information
- identifying the child's level of functioning in each of the developmental areas;
- gathering information from other sources such as family members, other caregivers, medical providers, social workers, and educators, if necessary, to understand the full scope of the child's unique strengths and needs; and
- reviewing medical, educational, and other pertinent records, existing or requested. Testing in the five developmental domains completed by outside agencies may be used for eligibility determination if the results are not older than 6 months.

### **Informed Clinical Opinion**

Informed clinical opinion is an integral part of all eligibility determinations. It provides a necessary safeguard against determination of eligibility based upon isolated information or test scores alone.

Part C federal regulations require the use of informed clinical opinion as an independent basis for eligibility determination when standardized measures fail to show an eligible percentage of developmental delay. Informed clinical opinion requires the qualified personnel who conducted the evaluation to determine a child's eligibility. However, if the child exhibits qualifying developmental delays based on the evaluation, informed clinical opinion cannot be used to determine that the child is ineligible.

Informed clinical opinion must include a review of existing information in addition to the standardized testing completed by the multidisciplinary evaluation team. Any pertinent records regarding current health status and medical history, functional abilities, as well as any developmental evaluations and assessments from other sources must be considered in eligibility determination.

Informed clinical opinion is meant to qualify children when the testing tool does not recognize the true sense of the child's delay. In Oklahoma, informed clinical opinion may not be used to qualify children considered "at risk" or children that would "benefit" from early intervention services. Children identified as "at risk" should be referred to the Child Guidance program or other programs in the area.

The multidisciplinary team must document the basis of their recommendation that the infant or toddler is or remains eligible for SoonerStart services in EdPlan on the **Multidisciplinary Evaluation and Child Assessment Team Summary form, (OK-SS IFSP MECATS)** which is found under the "Evaluations" and "MECATS" tabs. Both sections must be completed.

### **Automatic Qualifying Condition**

If an infant/toddler enters the program with medical records confirming a diagnosis of an automatic qualifying condition or syndrome (**Appendix O**), the multidisciplinary team should determine eligibility and complete the Oklahoma Family Interview (OFI) and IFSP.

If a review of the medical records confirms a diagnosis of an automatic qualifying condition or syndrome, then a BDI-2 should not be completed as part of the evaluation process.

### **Review of Existing Information**

If an infant/toddler enters the program with standardized testing completed in all five developmental domains, the multidisciplinary team may use this information to determine eligibility if the testing is not more than six (6) months old. A BDI-2 is not required to determine eligibility in this instance. A MECATS should be completed at the initial IFSP meeting by the Resource Coordinator and the assigned service provider documenting the existing testing information.

If an infant/toddler enters the program with standardized testing completed in only some of the five developmental domains, the multidisciplinary team may use this information to determine eligibility if the testing is not more than six (6) months old and indicates scores that meet SoonerStart's eligibility requirements. However, a BDI must be completed in the other developmental domains not included in the existing testing information by an evaluator of another discipline, if possible. The Resource Coordinator and the SoonerStart evaluator will complete a MECATS documenting the SoonerStart BDI scores and the existing testing information. The RC and the evaluator will both sign the MECATS form.

Any standardized testing from any outside agency should be considered for eligibility determination in these instances.

## 1502: CRITERIA FOR ELIGIBILITY

### Initial Eligibility

Infants and toddlers in Oklahoma who meet the criteria of developmentally delayed are eligible for SoonerStart services. As used in the Oklahoma Early Intervention Act, [Oklahoma State Statutes Title 70, Section 13-123] “developmentally delayed” means children who:

- Exhibit a delay in their developmental age compared to their chronological age of fifty percent or score two standard deviations below the mean in one or more of the following areas or in a sub-domain of one of the areas: cognitive, physical, communication, social or emotional, or adaptive development;
- Exhibit a delay in their developmental age compared to their chronological age of twenty-five percent or score one and one-half standard deviations below the mean in two or more of the following areas or in a sub-domain of two or more of the following areas: cognitive, physical, communication, social or emotional, or adaptive development; or
- Have a diagnosed physical or mental condition that has been identified as having a high probability of resulting in delay. This includes, but is not limited to: chromosomal disorders, neurological abnormalities, inborn errors of metabolism, genetic disorders, congenital malformation of the brain, congenital infections, sensory abnormalities and impairments, or identified syndromes. See **Appendix O** for a complete list of automatic qualifying conditions.

In addition to “developmentally delayed”, IDEA, Part C regulations (34CFR 303.321(a)(3)(ii)) require that informed clinical opinion be used as an independent basis to establish eligibility even when other instruments do not establish eligibility.

### Ineligibility

An infant/toddler is not eligible for SoonerStart services if he or she does not meet the criteria for developmentally delayed or is not determined eligible by informed clinical opinion (see Initial Eligibility). If the child is not eligible for services, the evaluation team is responsible for explaining parent rights and procedural safeguards and making any recommendations for other appropriate community resources and/or services. Information on how to make a re-referral to SoonerStart if needed should also be provided.

If the parent does not agree with the evaluation results documented on the **Multidisciplinary Evaluation and Child Assessment Team Summary (OK-SS IFSP MECATS)**, the Resource Coordinator is responsible for providing the parent with the **SoonerStart Parent Rights – Notice of Procedural Safeguards (Appendix H)** handbook and explaining their right to a timely dispute resolution of their concerns.

### **Continued Eligibility**

If continued eligibility for an infant/toddler in the SoonerStart program is questioned, a multidisciplinary team evaluation should be administered. For the purposes of determining continued eligibility for early intervention services, the child must exhibit:

- A delay in their developmental age compared to their chronological age of 25 percent or score one and one-half standard deviations below the mean in one or more domains or sub-domains; or
- Continue to have a diagnosed physical or mental condition that has been identified as having a high probability of resulting in delay. This includes, but is not limited to: chromosomal disorders, neurological abnormalities, inborn errors of metabolism, genetic disorders, congenital malformation of the brain, congenital infections, sensory abnormalities and impairments, or identified syndromes **(Appendix O)**.

The continuation of services for children who do not qualify for SoonerStart services limits available services for other children in the community. Local team leaders are to insure that services provided are reserved for children that meet the program's eligibility requirements.



## 1503: DOCUMENTATION OF ELIGIBILITY

Eligibility for early intervention services must be documented in EdPlan on the **Multidisciplinary Evaluation and Child Assessment Team Summary (OK-SS IFSP MECATS)**. See **EdPlan Tip Sheets** for Step By Step instructions.

- If an infant/toddler is determined to be eligible based on standardized testing completed by the multidisciplinary evaluation team, the developmental scores are recorded in EdPlan under the **Evaluations** tab of the SoonerStart Eligibility Process. Under the **MECATS** tab the appropriate “Type of Evaluation” is marked, the basis for Eligibility is marked and the Eligibility Statement is completed. Under the Eligibility Decision section, the radio button for “Your child is eligible for the SoonerStart Early Intervention Program” is checked. The parent/caregiver responses to the two questions are marked. Signatures are obtained electronically from the parent/caregiver and service providers. Check for errors then click **CREATE FINAL MECATS** button. If signatures are not obtained electronically, the signature page must be printed, signed by the parent/caregiver and service providers and faxed to the EASYFAX number on the bottom of the page.
- If an infant/toddler is determined to be eligible with an automatic qualifying condition, the information under the **MECATS** tab of EdPlan SoonerStart Eligibility Process will be completed. “Identified condition/syndrome” will be marked as the basis for Eligibility. Choose the appropriate condition/syndrome from the drop down list and complete the Eligibility Statement. Under the Eligibility Decision section, the radio button for “Your child is eligible for the SoonerStart Early Intervention Program” is checked. The parent/caregiver responses to the two questions are marked. Signatures are obtained electronically from the parent/caregiver and service providers. Check for errors then click **CREATE FINAL MECATS** button. If signatures are not obtained electronically, the signature page must be printed, signed by the parent/caregiver and service providers and faxed to the EASYFAX number on the bottom of the page. If the service provider completes a formal assessment tool to establish current levels of development in all domains, (e.g. BDI-2, ELAP, etc) the developmental scores are recorded in EdPlan under the **Evaluations** tab of the SoonerStart Eligibility Process. When the Oklahoma Family Interview (OFI) is the only assessment tool used, the information gained from the OFI regarding the child’s present levels of development should be recorded in EdPlan under the Evaluations tab of the SoonerStart Eligibility Process the boxes labeled “clinical observations/developmental needs”. Documentation of the medical diagnosis or automatic qualifying condition should be placed in the child’s chart.
- If an infant/toddler is determined to be eligible based on informed clinical opinion, the appropriate radio button is marked as the basis for eligibility and the Eligibility Statement is completed justifying the determination of eligibility. The developmental scores from the standardized testing completed by multidisciplinary evaluation team are recorded in EdPlan under the **Evaluations** tab of the SoonerStart Eligibility Process. Under the Eligibility Decision section, the radio button for “Your child is eligible for the SoonerStart Early Intervention Program” is checked. The parent/caregiver responses to the two questions are marked. Signatures are obtained electronically from the parent/caregiver

and service providers. Check for errors then click **CREATE FINAL MECATS** button. If signatures are not obtained electronically, the signature page must be printed, signed by the parent/caregiver and service providers and faxed to the EASYFAX number on the bottom of the page. If informed clinical opinion is based on a review of existing records/information that contain developmental scores from outside the SoonerStart program, these scores are also recorded in EdPlan under the **Evaluations** tab of the SoonerStart Eligibility Process.

- If an infant/toddler is determined to be ineligible for SoonerStart services, the developmental scores from the standardized testing completed by multidisciplinary evaluation team are recorded in EdPlan under the **Evaluations** tab of the SoonerStart Eligibility Process. Under the Eligibility Decision section, the radio button for “Your child is not eligible for the SoonerStart Early Intervention Program” is checked and the Eligibility Statement is completed to explain the basis for the decision (i.e. child does not have qualifying delays of 25% in two or more areas or 50% delay in one area of development). The parent/caregiver responses to the two questions are marked. Signatures are obtained electronically from the parent/caregiver and service providers. Check for errors then click **CREATE FINAL MECATS** button. If signatures are not obtained electronically, the signature page must be printed, signed by the parent/caregiver and service providers and faxed to the EASYFAX number on the bottom of the page.

Determination and documentation of eligibility must be completed on the MECATS in EdPlan AT or BEFORE the Individualized Family Service Plan meeting with the family.

A copy of the Multidisciplinary Evaluation and Child Assessment Team Summary (MECATS) is provided to the family. The Resource Coordinator will provide OK-SS **Prior Written Notice (OK-SS Prior Written Notice)** to the family regarding the eligibility decision.

## 1504: HEARING PROCEDURES AND PROTOCOLS

**(updated August 2021)**

Hearing/middle-ear screening is a screening only and not a complete assessment of hearing sensitivity. Not passing a screening does not necessarily indicate a hearing loss but rather is an indication of the need for an in-depth audiologic evaluation.

### **Evaluation Procedures**

Infants and toddlers being evaluated for the early intervention program will be screened for hearing as part of the evaluation process. Passing newborn hearing results (for children 6 months or younger), or a documented hearing screening completed within 6 months of the evaluation can be used as screening results. Family must provide an electronic or hard copy of the results. SoonerStart cannot accept parent report of a passed hearing evaluation.

### **Hearing Evaluation Documentation**

Hearing screening results are to be completed and reported on the Pediatric Middle Ear/Hearing Screening Form (OSDH Form No. 331-I, Appendix P). The original is uploaded into EdPlan and may be filed in the child's hard chart, if desired. The copy is given to the parent/caregiver.

Results of the hearing screening performed as part of the eligibility process, or documented hearing screening performed in the last six months, will be entered in EdPlan by clicking the EVALUATION tab under SoonerStart Eligibility Process and entering the date of the evaluation, who performed the evaluation, and the results, in the section labeled "Vision and Hearing Evaluation Information". This box should not be left blank at the conclusion of the Evaluation. If hearing cannot be completed during the evaluation, a plan to follow-up should be documented.

### **Children that do NOT qualify for SoonerStart services**

If the child does not qualify for SoonerStart services based on test scores, two attempts will be made to screen the child during the evaluation process. If a valid hearing screening cannot be achieved, due to noise, behavioral issues or other environmental or equipment factors, and the family and evaluators have no concerns, the child should be referred to the local Guidance Program or their physician for screening or follow-up and the chart should be closed in the SoonerStart EdPlan database. If the family or evaluators have documented concerns or reasons to suspect a hearing loss, the child can be referred to a SoonerStart contracted Audiologist and the chart should be closed in the SoonerStart EdPlan database. Documentation of a plan to refer should be entered in the "Recommendation and other Community Resources Available" section on the MECATS.

If a hearing loss is detected by the Audiologist, a new referral will be made back to SoonerStart due to an auto qualifying condition.

### **Contract Audiologists**

Hearts for Hearing  
3525 NW 56<sup>th</sup> St.Bldg. A #150  
Oklahoma City, OK  
405-548-4300

Allergy Ear Nose and Throat Institute  
4920 SE Lee Blvd.  
Lawton, OK 73505  
580-547-4065

Otologic Medical Clinic  
3400 NW 56<sup>th</sup> Street  
Oklahoma City, OK  
405-946-5563

Hedges Regional Speech and Hearing Center  
2615 E. Randolph Ave.  
Enid, OK 73701  
580-234-3734

### **Sedated ABR**

It may be determined by the Audiologist that the child will need a sedated ABR in order to get a valid screening. SoonerStart will ONLY pay for the ABR or other hearing screening tools used. SoonerStart does NOT pay for the medication used to sedate the child for the procedure. It is the responsibility of the Audiologist to bill private insurance or Medicaid for the sedation medication. The Audiologist is given this information as a part of their contract.

### **Hearing Screenings For Children Eligible for SoonerStart Services**

If an attempt to perform hearing screenings during the evaluation process is unsuccessful for a child who qualifies for SoonerStart services, an OAE should be attempted during a child's nap time prior to an audiological referral. Two OAE attempts must be completed before an audiological referral can be made. Tympanometry can be used if the equipment is available.

The chart below outlines the procedures for children who are eligible for SoonerStart services.

<b>RECOMMENDATION CRITERIA FOR CHILDREN ELIGIBLE FOR SERVICES</b>		
<b>Tympanometry</b>	<b>OAE or ABR</b>	<b>Recommendations</b>
pass	pass	rescreen annually; "at risk" rescreen every 6 months
pass	refer	refer to Audiologist
refer	refer	refer to physician, rescreen in 4-6 weeks. After physician visit and ears are clear, if rescreen continues to refer, refer to Audiologist.
refer	pass	refer to physician

### **At risk factors**

- Family history of hearing loss

- Did not pass newborn hearing screening
- Placed in the NICU
- Identified as at-risk for hearing loss by the Newborn Hearing Screening Program
- Recurrent history of otitis media (ear infections)
- Congenital infections suspected (neonatal herpes, CMV, syphilis, rubella, toxoplasmosis)
- History of frequent colds, adenoiditis, tonsillitis, or allergies
- Craniofacial anomalies (cleft lip and/or palate, pinna/ear canal abnormality, hydrocephalus)
- Serum bilirubin level >15 mg.dl
- Infant exchange transfusion
- Down Syndrome
- Speech/language communication difficulties
- Difficulty following age appropriate oral directions
- Inconsistent inattentive auditory behavior
- Native Americans

Hearing screenings completed outside of the evaluation process should be documented on the OSDH Pediatric Middle Ear/Hearing Screening Form (POSDH Form 331-I, Appendix P). The original is uploaded into EdPlan and may be filed in the child's hard chart, if desired. The copy is given to the parent/caregiver. Documentation on EdPlan must be completed in the "Hearing" section of the IFSP Present Levels of Development page. Save the page but do not re-finalize the IFSP document. Documentation on each hearing attempt and completion should be entered on the Present Levels of Development page.

### **Newborn Hearing Screening Program**

SoonerStart, along with all other entities administering hearing screening for the birth to three populations, is mandated by Oklahoma statute (Act 63-1-543) to report follow-up hearing results to the Newborn Hearing Screening Program as part of their annual data report to the Center for Disease Control and Prevention to determine babies "Loss to Follow-up/Loss to Documentation".

The **SoonerStart Hearing Screening Form 331I (Appendix P)** or the **NBHS Reporting Form, (Appendix Q)** is to be completed for all children "at risk" for hearing loss (see list above). Additionally, to assist the Newborn Hearing Screening Program with tracking and surveillance of infants throughout the Early Hearing Detection and Intervention (EHDI) Process, SoonerStart is asked to complete the **NHSP Tracking/Data Management Staffing Form (Appendix RR)** regarding children who have been diagnosed or are in the process of being diagnosed with hearing loss. This includes those receiving early intervention services as well as those families who declined services. Written parental consent should be obtained for SoonerStart to mail or fax these forms to the NBSP at the address below. Only the **SoonerStart Hearing Screening Form 331I or the NBHS Reporting Form** should be uploaded to the child's record in EdPlan.

Newborn Hearing Screening Program  
Oklahoma State Department of Health  
1000 NE 10<sup>th</sup> Street  
Oklahoma City, OK 73117  
(405) 271-4892 fax

### **Protocol for Deaf and Hard of Hearing Consultants**

The role of the SoonerStart Deaf and Hard of Hearing Consultant (DHH) is to support the Primary Service Provider (PSP). Visits with the DHH Consultant and the PSP, including contract providers, should occur concurrently. Scheduling will require flexibility with the DHH Consultant.

Joint Commission on Infant Hearing (JCIH) recommend the following:

- All children who are D/HH, birth to 3 years old and their families have EI providers who have the professional qualifications and core knowledge and skills to optimize the child's development and child/family well-being.
- Intervention services to teach American Sign Language (ASL) will be provided by professionals who have native or fluent skills and are trained to teach parents/families and young children.
- Intervention services to develop listening and spoken language will be provided by professionals who have specialized skills and knowledge.

Each Sooner Start site has a selected service provider(s) as the Deaf and Hard of Hearing Point of Contact (POC). This provider should be the primary service provider (PSP) for children with hearing loss. Providers that are SKI HI trained should also be the PSP for a child with hearing loss.

For consultative visit with the DHH Consultant, if there are several clients in an area, it will be more time effective to have the families come to the nearest County Health Department or SoonerStart office for visits with the Consultant. This will reduce driving time for the DHH Consultant and give the Consultant more opportunity to see more clients. The Consultant will set up a schedule with the Service Provider and Resource Coordinator to reserve a room for the visits and the family can be reimbursed for mileage as necessary.

For families who are seeking Auditory Verbal Therapy services (AVT), this will need to be staffed with the DHH Consultant in the area to determine service provision. The team will need to consider the availability of Listening and Spoken Language (LSL) services offered by Sooner Start providers first, before accessing outside contract services for AVT. Families may have to travel to SoonerStart offices where LSL providers are located for services. Families will be offered mileage reimbursement for travel to a SoonerStart office for this service.

*Note – If available, a DHH Consultant may be assigned to a child as an ongoing or consultative IFSP provider but they may not serve as the child's Primary Service Provider.*

## 1505: VISION SCREENING PROCEDURES AND PROTOCOLS

The Sooner Start Vision Screening is a screening only and not a complete assessment of the visual system. Not passing a screening does not necessarily indicate a vision loss but rather is an indication of the need for an in-depth visual evaluation.

### Procedure:

- Infants and toddlers being evaluated for the early intervention program will have a completed vision screening as part of the evaluation process.
- The vision screening results will be documented on the **SoonerStart Vision Screening Form ODH-645 (Appendix R)** and entered in EdPlan by clicking the “Evaluation” tab under Sooner Start eligibility process and entering the date of the evaluation and the results in the section labeled “Vision and Hearing Evaluation Information”.
- If the child is being seen by a pediatric ophthalmologist, a Confidential Release of Information should be completed by the parent during the evaluation process and sent promptly for current records (less than one year old) in lieu of doing the vision screening form. Once this information is received, it should be entered into EdPlan as outlined above.
- Children who are eligible with an automatic qualifying condition will have a completed vision screening by their first 6-month review.

### Concerns:

- If concerns are indicated on the vision screening and the service provider and/or the parents have concerns, the provider will recommend the family contact the child’s pediatrician to obtain a referral to a pediatric ophthalmologist.
- If there is a diagnosis of a vision loss or disorder documented by an ophthalmologist, the primary service provider will notify and consult with the Sooner Start Vision Consultant (SSVC) in their area.
- Any child with an auto-qualifying vision condition should also be referred to the SSVC. Although CVI is not included as an AQ, any child with that diagnosis should be referred to the SSVC.

**No concerns:** Re-screen annually or with subsequent evaluations

### Protocol:

- The role of the Sooner Start Vision Consultant (SSVC) is to support the Primary Service Provider (PSP). Visits with the SSVC and the PSP, including contract providers, should occur concurrently. Scheduling will require flexibility, as the SSVC will have set days scheduled with each team.
- The SSVC will notify each team of the day(s) they will be available for home visits in each county. The team will be responsible for scheduling visits within the hours specified by the SSVC.
- Prior to the consultation visit, the team should provide the SSVC with
  - Parent’s and child’s names,
  - presenting concerns,
  - a copy of a current ophthalmologist’s report (or record that one has been requested),

- address and directions to the home or location of the visit.
- The SSVC should be added to the IFSP if the team determines there is a documented concern for vision loss and there is a need for ongoing vision services or the ophthalmologist's report indicates a qualifying visual diagnosis.
- The SSVC will offer vision training specific to each child's needs to the PSP and other service providers.
- The PSP and other providers will carry through with vision objectives and activities between the periodic visits of the SSVC, as specified by the SSVC.
- The SSVC or the Regional Coordinator is responsible for maintaining a current accounting of all infants birth to three having a qualifying visual impairment to be included in the annual Federal Quota Fund Report with the Oklahoma AIM Center/Library for the Blind.
- The SSVC will not act as the PSP for any child.



## 1506: ADJUSTING FOR PREMATUREITY

(revised December 2021)

In determining eligibility for the SoonerStart program, the multidisciplinary team will adjust for prematurity for infants born prior to 37 weeks gestation. This adjustment will continue up until 24 months of age.

When testing an infant/child who was born prematurely, the team will need to compute the child's corrected age. This computation involves subtracting the amount of time (in months and days) the child was premature from the chronological age. This can be based on the discharge summary in the medical record when available, information from the referral source, or parent report.

See example below:

	Year	Month	Day
Date of testing	2009	10	12
Date of Birth	2008	8	8
Chronological Age	1	<del>2</del> (1)	4 (34)
Adjustment for Prematurity		1	6
Corrected Age	1	0	28

For the BDI-2, the multidisciplinary evaluation team will need to make this calculation in order to arrive at the corrected "test age". If the infant is eligible by automatic qualifying condition, standardized testing is not completed to determine eligibility.

If the child's adjusted age is a negative age, (the child would not have been born on the date the evaluation is completed) consider if the child has an automatic qualifying condition such as "small for gestational age" or "very low birth weight". If the child does not automatically qualify, the BDI testing age should be newborn or 1-31 days.

Families whose children do not qualify based on this adjustment should be assisted in accessing other community services such as Child Guidance services, Oklahoma Parents as Teachers (OPAT), etc., when available.

## **1507: SMALL FOR GESTATIONAL AGE (SGA) GUIDELINES**

Small for gestational age (SGA) refers to newborn infants with a birth weight below the 10<sup>th</sup> percentile for infants of the same gestational age. SGA is not a synonym for Very Low Birth Weight (VLBW).

Infants with a diagnosis of SGA who are under 12 months of age at referral will automatically qualify for Sooner Start services. Documentation from the child's medical record indicating this diagnosis must be received and filed in the child's Sooner Start record. No requalification is required at 12 months of age unless the IFSP team questions continued eligibility due to the child's progress and age appropriate development.

Infants at or over 12 months of age at referral, who have a diagnosis of SGA should be evaluated to determine eligibility.

## **1508: VERY LOW BIRTH WEIGHT (VLBW <2 lb. 10 oz.) GUIDELINES**

Very Low Birth Weight (VLBW) refers to infants whose weight at birth is 2 lbs. 10 oz. or less ( $\leq$  1190 grams.).

Infants who are under 24 months of age at referral who have VLBW and whose weight at birth was less than or equal to 2 lbs. 10 oz. will automatically qualify for SoonerStart services. Documentation from the child's medical records indicating the birth weight is less than or equal to 2 pounds 10 ounces must be received and filed in the child's Sooner Start record. No requalification is required at 24 months of age unless the IFSP team questions continued eligibility due to the child's progress and age appropriate development.

Children at or over the age of 24 months at referral, with VLBW and who weighed less than or equal to 2 lbs., 10 oz. at birth should be evaluated to determine eligibility.

## 1600: ASSESSMENT

### Initial Child Assessment

An initial assessment of each infant or toddler with a disability must be conducted by qualified personnel in order to identify the child's unique strengths and needs and the early intervention services appropriate to meet those needs. The assessment of the child must be conducted prior to the IFSP and include the following-

- A review of the results of the evaluation;
- Personal observations of the child; and
- The identification of the child's needs in each of the developmental areas

The initial child assessment is completed by the multidisciplinary evaluation team in conjunction with the SoonerStart eligibility evaluation. Documentation of the child's needs in each of the developmental domains along with clinical observations is recorded in EdPlan under Evaluation in the SoonerStart Eligibility Process Landing Page.

If a child is determined eligible due to an automatic qualifying condition, the initial child assessment must be completed before or at the child's Individualized Family Service Plan (IFSP) meeting by qualified personnel representing the multidisciplinary team. The **Oklahoma Family Interview (OFI) (Appendix BB)** is the assessment tool used to provide the necessary child assessment information. This information should be recorded in EdPlan under Present Levels of Development in the SoonerStart IFSP Process Landing Page. All information from the Clinical Observations/Developmental Needs section under Evaluation of the SoonerStart Eligibility Landing page section will automatically populate to the Present Levels of Development in the SoonerStart IFSP Process once the IFSP date and IFSP begin date are entered and saved on the SoonerStart IFSP Process Landing Page.

### Initial Family Assessment

The initial family assessment must be conducted prior to or as part of the IFSP meeting in order to identify the family's resources, priorities, and concerns and the supports and services necessary to enhance the family's capacity to meet the developmental needs of the family's infant or toddler with a disability. The family-directed assessment must--

- Be voluntary on the part of each family member participating in the assessment;
- Be based on information obtained through an assessment tool;
- Include information obtained through an interview with those family members who elect to participate in the assessment; and
- Include the family's description of its resources, priorities, and concerns related to enhancing the child's development.

The Oklahoma Family Resource Assessment (OFRA) Parent Checklist (**Appendix KK**) is the component of the OFI process that meets the requirement for the family assessment and no other assessment tools are necessary. The OFRA will be offered and completed by a family at the intake appointment. In instances where

a face-to-face intake was unable to be completed, the OFRA may be offered/completed by the family at the eligibility evaluation or Initial IFSP (child with an automatic qualifying condition). It will also be offered to and completed by the family as part of subsequent Annual IFSP Reviews. If a family declines to complete an OFRA, they are not declining to participate in the OK Family Interview (OFI) but only a component of the OFI/IFSP development and/or review process. The family's participation in the family assessment process (including completion of the OFRA) is documented on the IFSP/Assessment page in EdPlan. Prior Written Notice is not required if the family declines to participate in the family assessment process.

Information gathered on the OFRA form will be discussed and documented on the IFSP at the Initial and/or Annual IFSP meeting. The RC should review the information provided by the family on the OFRA form and be prepared to explain and discuss any resources, services and/or other community programs the family may potentially be eligible for and/or in need of for their child or family. Resources and/or other community services that are identified as a "need" for the family may be added to the IFSP as a "service coordination" outcome if desired by the family.

### **Ongoing Assessment**

Ongoing assessment includes:

- Periodic reviews of a child's progress toward reaching family-identified IFSP outcomes that address a child's participation in family and community life
- Periodic reviews of a child's unique abilities, strengths and needs that support the development and/or revision of the outcomes on the IFSP and assist in planning for transition.

Ongoing assessment is both a formal and an informal process. Formal procedures for ongoing assessment may include one or more of the following:

- Completing another OFI (OK Family Interview)
- Updating an existing OFI
- Utilizing published developmental profiles or checklists
- Additional health/medical tests and procedures
- Standardized testing and/or
- Structured observations.

SoonerStart utilizes the ASQ:SE-2 questionnaire as an ongoing assessment to be completed at the 6 month periodic and annual IFSP review. The parent responses are entered into the online ASQ system. The completed questionnaire should be uploaded to the documents page in the child's EdPlan record.

Informal procedures may include conversations with parents and caregivers and/or informal observations of the child in his/her daily activities.

## **1700: OKLAHOMA FAMILY INTERVIEW (OFI)**

The Oklahoma Family Interview (OFI) is a facilitated conversation with the family for the purpose of Individualized Family Service Plan (IFSP) development. The OFI is completed at the initial IFSP for all eligible families. The OFI helps the IFSP team gain a greater understanding of how the child and family functions. It helps the family determine where they are having challenges and what things are going well; new activities they would like to participate in; and outcomes they may want to add to the IFSP. The OFI was developed to meet a number of needs, including developing rapport, gathering information and planning services and interventions.

### **Who is the Primary Learner?**

The Resource Coordinator assists the family in determining who will be the “primary learner” for the child’s IFSP services. A primary learner is the adult who interacts with the child and SoonerStart provider on a consistent basis during early intervention services. The primary learner is empowered to provide intervention activities between service provider visits. The primary learner is never the child. If the parent or caregiver is the primary learner then the OFI will consist of family daily activities. If the childcare provider is determined the primary learner then the OFI will consist of childcare daily routines. If services are split equally between a parent or caregiver and childcare primary learner then both family and childcare activities will be discussed.

### **Responsibilities**

The Resource Coordinator and Service Provider will work as a team to gather the necessary information needed to develop an IFSP with the family.

The Resource Coordinator is responsible for:

- Facilitating the OFI/IFSP process including the family assessment
- Asking questions guided by the Oklahoma Family Interview Tool (OFIT)
- Collaborating with the Service Provider(s) to complete OFI
- Assisting with recap, outcome selection and outcome development

The Service Provider(s) is responsible for:

- Taking brief notes that capture the main points and “staring” potential outcomes
- Collaborating with the Resource Coordinator to complete the OFI
- Assisting with recap, outcome selection and outcome development
- Assisting in identifying and determining appropriate services to support the IFSP outcomes

### **OFI Tools (OFIT)**

Several tools have been developed to assist in completing an OFI. The **OK Family Interview IFSP Outline with EdPlan (Appendix BB)** gives -step-by-step procedures for completing an OFI at the initial IFSP. The **OK Family**

**Interview Tool (OFIT) (Appendix BB)** was developed to help guide discussions within each of the seven required daily activities and wrap questions.

### **Contractors and the OFI/IFSP Process**

Contracted service providers have received training on the Oklahoma Family Interview process. If a contracted service provider has been determined the most likely service provider for the family, he/she is expected to be an active participant in the OFI/IFSP process.

### **Annual OFI/IFSP**

The OFI is updated at the annual IFSP review. This is a time to review the information previously gathered, see how the family and child's day has changed and assist the family in identifying new outcomes to be addressed on the IFSP.

For more information on completing OFI/IFSPs, see Section 1701 of this manual.

## 1701: INDIVIDUALIZED FAMILY SERVICE PLAN

The **Individualized Family Service Plan (IFSP)** is completed for infants and toddlers and their families from birth to three years of age who have been found eligible for early intervention services. An IFSP provides information detailing the early intervention services or supports a child and or his/her family receives in the SoonerStart program.

It is the responsibility of the Resource Coordinator to:

- arrange the IFSP meeting in a timely manner;
- provide notice to parents (**Written Notice (OK-SS-Meeting-Notice)**);
- facilitate the **Oklahoma Family Interview (OFI)** for all families with the exception of children/families who will receive “service coordination” only
- facilitate a family assessment (OFRA – OK Family Resource Assessment), at each Initial IFSP and/or annual IFSP and enter all IFSP information into EdPlan
- submit the IFSP for PHOCIS data entry within 10 working days IFSP date;
- provide Prior Written Notice to the family following the IFSP meeting;
- coordinate, facilitate and monitor the delivery of services

### **IFSP Timeline:**

The IFSP must be completed within 45 calendar days of the child’s referral to the SoonerStart program. The 45 day timeline may not apply if:

- The child or parent is unavailable to complete the initial evaluation and/or the initial assessment, or the initial IFSP meeting due to exceptional family circumstances. This may include, but is not limited to, child or family member hospitalization, illness, cancellation, no-show, etc. Documentation must be recorded in the early intervention record.
- The parent has not provided consent for the initial evaluation or initial assessment despite documented, repeated attempts by SoonerStart to obtain parental consent. This may include, but is not limited to, family does not return telephone calls or respond to written correspondence, family moved and left no forwarding address, foster child relocated to another foster home, etc. Documentation of all attempts to contact must be recorded in the early intervention record.

It is the responsibility of the Resource Coordinator to document each step of the SoonerStart process, including the exceptions listed above when the 45 day timeline is not met.

### **IFSP Participants:**

The IFSP is developed by a multidisciplinary team which must include:

- the parent,
- the Resource Coordinator and
- the person(s) directly involved in conducting the evaluation or assessment.



If the person conducting the evaluation or assessment is unable to attend the IFSP meeting, arrangements may be made for the person's involvement through other means, including one of the following:

- Participating by telephone with the Resource Coordinator and parent
- Having a knowledgeable authorized representative attend the meeting (i.e. the most likely service provider)
- Making pertinent records available at the meeting (i.e. developmental scores, medical records, etc. used to determine eligibility).

Other participants may include persons who will be providing early intervention services and, at the parent's request, additional family members or an advocate or person outside of the family. A service provider may or may not be assigned when IFSP services are determined, but should be decided and services initiated within 15 working days of the IFSP date.

*Note: If it is suspected that the child/family will only be receiving "transition/service coordination" services with the Resource Coordinator serving as the IFSP primary service provider, the IFSP participant requirements are still the same.*

### **TYPES OF IFSPs**

#### **INTERIM:**

An Interim IFSP meeting may be conducted BEFORE eligibility is determined and assessments are completed if the SoonerStart team, with parental consent, determines that early intervention services are needed immediately by the child and the child's family. However, the eligibility evaluation, assessment and initial IFSP are still required to be developed within the 45-day timeline.

#### **INITIAL:**

A meeting to develop the Initial IFSP for a child determined eligible for SoonerStart services must be conducted within 45 days from the date the referral is confirmed.

#### **ANNUAL:**

The Annual IFSP meeting must be conducted at or before twelve months from the Initial IFSP or previous Annual IFSP meeting to evaluate and revise, if necessary, the IFSP for the child and family. SoonerStart utilizes the ASQ:SE-2 questionnaire as an ongoing assessment to be completed at the Annual IFSP review. The parent responses are entered into the online ASQ system. The completed questionnaire should be uploaded to the documents page in the child's EdPlan record. The results of any current evaluations or assessments should be used to determine the early intervention services needed. The participants required to attend the Annual IFSP meeting are the same as for the Initial IFSP meeting. The Annual IFSP meeting date will serve as the closeout date for current IFSP and outcomes. If there are outcomes that have not been accomplished or discontinued and are still a need, then they should be addressed during the annual review of the IFSP. A statement of progress towards each outcome must be documented on the IFSP in EdPlan.

## **PERIODIC REVIEW:**

### Six Month Periodic Review

The IFSP must be reviewed at least every six months or more frequently if conditions warrant or if the family requests a review. Participants for the Six Month Periodic Review must include:

- The parent
- The Resource Coordinator
- Individuals invited by the family (if any)

The Six Month Periodic Review meeting is less formal than the Initial/Annual IFSP meeting and may be done over the phone, through a teleconference, face-to-face meeting or other means acceptable to the parents and/or other participants. The Six Month Periodic Review determines the degree to which progress toward achieving the IFSP outcomes is being made and whether a modification or revision of the outcomes or services on the IFSP is necessary. SoonerStart utilizes the ASQ:SE-2 questionnaire as an ongoing assessment to be completed at the 6 month periodic review. The parent responses are entered into the online ASQ system. The completed questionnaire should be uploaded to the documents page in the child's EdPlan record. Staff members who are directly involved in conducting evaluations and assessments or who provide early intervention services are not required to attend unless services, frequency of services or outcomes need to be modified. A statement of progress towards each IFSP outcome must be documented on the IFSP. If the review is completed by phone, the Six Month Periodic Review is finalized in EdPlan with only the signature of the Resource Coordinator. If the review is completed in person with the family and/or other participants, all participants will sign the IFSP when finalizing the Six Month Periodic Review in EdPlan. The Six Month Periodic Review is not considered a formal IFSP meeting, therefore neither a Notification of Meeting nor a Prior Written Notice (PWN) is required unless modifications are being made to the IFSP.

If a family has requested to withdraw from services due to no longer having any concerns about their child's development, the Resource Coordinator should make efforts to offer and complete a periodic review of the IFSP in order to close out the existing IFSP document. Since this review is to discuss progress toward achieving IFSP outcomes, the meeting follows the same requirements as the Six Month Periodic Review. This may also be done over the phone or other means acceptable to the parents/guardians. Only the Resource Coordinator's signature is required on the finalized IFSP document in EdPlan if the review is completed by phone (see above).

## **IFSP MODIFICATION:**

If a service or an outcome is to be added/revised, a provider is to be added/removed or a service delivery frequency/time/intensity/location is to be changed, a Periodic Review meeting for the purpose of modifying the IFSP must take place. The participants required to attend the IFSP Modification (periodic review) meeting are the same as for the Initial/Annual IFSP meeting. Parental consent must be obtained for any changes to IFSP services or outcomes. The IFSP Modification (periodic review) is finalized in EdPlan with signatures of the parent, the Resource Coordinator and the all other IFSP team members participating. A Notification of Meeting and a Prior Written Notice are required any time changes and/or modifications are made to the IFSP.

### IFSP Content:

The IFSP must contain family demographic information, family resources/priorities/concerns, child specific information and child/family outcomes. The IFSP is required to include the name of the Resource Coordinator who will be responsible for the implementation of the IFSP and coordination with other agencies/persons including transition service. The primary service provider information must be included.

- adaptive development
- social-emotional development
- communication development
- physical/motor development
- cognitive development
- health (including vision and hearing)

Information must be based on professionally acceptable objective criteria. Although developmental evaluation or assessment scores may be recorded in this section but they should always be accompanied by a brief explanation or description of actual observations or parent report of each developmental area. Results of vision and hearing screenings completed as part of the initial evaluation, annual screening and/or any additional screenings following evaluation/IFSP or review are also to be included. Health information should include specific information regarding a child's diagnosis if there is a known diagnosed health/medical condition(s) for the child. (Health information should be included even if the diagnosis is NOT an automatic qualifier). Any other additional health, medical or developmental information known or gathered at the IFSP meeting may be added during the IFSP completion process with the family.

### Family Assessment:

With the concurrence of the family (documented in EdPlan at the top of the IFSP Family Assessment page), the IFSP will include a statement of the family's resources, priorities, and concerns related to enhancing the development of the child as identified through the assessment of the family. Per IDEA, a family assessment must be completed utilizing a tool and an interview. Resource Coordinators will inform families of the family assessment process/IDEA requirement and provide the OK Family Resource Assessment (OFRA) to each family at the intake appointment. The RC will also provide the OFRA form to the family at each Annual IFSP Review (Note: Families always have the option to answer or decline to answer any questions and/or portions of the OFRA but the RC will always offer the OFRA form to them.)

### Daily Routines:

The IFSP must include information gathered from the Oklahoma Family Interview (OFI). This is done by capturing information about various daily child and family routines and activities including the following:

- Waking Up\*\*
- Diapering/Toileting/Dressing\*\*
- Eating (Meals/Snacks/Feeding/Meal Prep)\*\*
- Hanging Out\*\*
- Outings
- Bath Time
- Sleeping (Nap/Bedtime/Nighttime)\*\*

Within each routine, staff should gather information regarding the following:

1. What is the child doing during that each routine/daily activity?
2. What is the child level of engagement, independence and social relationships?
3. What is everyone else (siblings, parents/caregiver) doing during each routine/daily activity?
4. Over the next 6-12 months, what would you like to see happening that isn't happening now?\*
5. Is there anything that would make these times better?\*

#### ***\*Required questions to be asked for each routine/daily activity***

***\*\*These routines may need to be addressed with childcare also if the child is attending childcare and/or services will be provided in the childcare setting.***

As the OFI is completed, specific pieces of information within each section/routine/activity should be "starred" utilizing an asterisk or other indicator in EdPlan. These stars may include the following:

- Actions/activities/routines that do not seem to be going well or are challenging for the child or family
- Anything that the parent/caregiver would like to see different or changed in the future
- Anything that the parent/caregiver would like to see happening that isn't happening now
- Any service coordination needs to potentially be addressed (family/child needs – resources, services, etc.)
- Any concerns you as an interviewer may have heard during discussion of a specific area/activity/routine

Staff will end the OFI by asking the three "wrap up" questions and discussing as needed:

- Are there any activities that you, your family or your child participate in that we have not discussed? Would you like to discuss them now?
- Are there any additional activities that you'd like yourself, your family or your child to be able to participate in? Would you like to tell us about that?
- Is there anything that weighs on your mind? Would you like to share that with us?

“Starred” information will then be recapped with the parent/caregiver and outcomes selected for inclusion on the IFSP. For additional information regarding the OFI, contact your Regional Early Intervention Coordinator (REIC).

### **Outcomes:**

The IFSP must include measurable, developmentally appropriate results or “outcomes” expected to be achieved by the child and/or family (including pre-literacy and language skills). For each outcome, the IFSP must also include the following information:

- Measurability criteria (statement of desired action, frequency of desired action, timeline/timeframe for the desired action)
- Strategies and methods to be used to meet the outcome including a statement of “who” on the IFSP team(RC or Provider) is responsible for ensuring that the outcome is addressed
- Identification of the plan to measure progress (provider progress note, parent report, service coordinator contact with the family, other)
- At IFSP reviews, a statement of progress must also be included for each outcome

Informal outcomes are generated through the OFI process completed with the family/caregivers. These outcomes are determined by the family based on a review of specific routines/daily activities of the child and family including their resources, priorities and concerns. The informal outcomes are then developed into formal IFSP outcomes preserving as much of the family’s wording as possible. Formal IFSP outcomes must be functional, participation-based and chosen by the family. The criteria for functional outcomes are:

- Reflect the priorities of the family
- Useful and meaningful
- Reflect real-life situations (daily activities of the child and/or family)
- Free of discipline-specific jargon
- Measurable

For more information regarding IFSP outcomes, please refer to the **IFSP Outcomes Technical Assistance Document (Appendix S)**.

Procedures and methods used to measure progress can include parent report, provider progress note, service coordinator contact with the family and/or product (Medicaid application, obtaining an assistive technology device). The family’s opinions about the measurement and progress towards an outcome should be respected and noted on the IFSP document.

### **Services and Environment:**

The IFSP must include a statement of the specific early intervention services that are necessary to meet the unique needs of the child and family to achieve the identified results or outcomes. This must include the:

- a) **Early Intervention service** – developmental services designed to meet the developmental needs of the infant and toddler as identified by the IFSP team. These services may include:
- Assistive Technology device and service
  - Audiology
  - Child Development services
  - Family Training, Counseling and home visits
  - Health services
  - Medical services
  - Nursing services
  - Nutrition services
  - Occupational Therapy
  - Physical Therapy
  - Psychological services
  - Service Coordination
  - Sign Language and Cued Speech services
  - Social Work services
  - Special Instruction
  - Speech-Language Pathology
  - Transportation and Related Costs
  - Vision services
- b) **Start Date** – the projected date for the initiation of each early intervention service which must be as soon as possible after the parent consents to the service but no more than 15 working days from the initial or annual IFSP date. The start date may or may not be the same date as the IFSP date. With the family's permission, a provider may initiate services the same day as the IFSP if the services are equal in duration to the services promised in the IFSP. "IFSP/Intervention" should be indicated on the provider's progress note as documentation of both activities. If the family declines a timely start date (within 15 working days), the start date will be the actual first date of service even if it falls outside of the 15 working day timeframe. The provider should document the family's "decline" of a timely start date in the IFSP progress note.
- c) **End Date** – (Duration) the projected length of time a given service will be provided to enable the child to achieve his or her outcomes on the IFSP.
- d) **Frequency** – the number of days or sessions that the service will be provided (1 day per week, 14 sessions in 6 months, 24 times in 12 months, etc.)
- e) **Length** – length of time the service will be provided in each session (45 minutes, one hour, etc.)

- f) **Location** – actual place or places where a service will be provided (home, childcare, community setting, etc.)
- g) **Natural Environment** – if NO, then justification as to why an early intervention service is not conducted in the natural environment must be provided
- h) **Intensity** – whether the service is provided on an individual or group basis.
- i) **Method** – how the service is provided (direct therapy, consultation, family education and support)
- j) **Provider** - The service provider who provides the specific early intervention service on the IFSP. It is possible that multiple EI services will have the same provider (i.e. physical therapy and assistive technology services could have the same physical therapist listed)
- k) **Payment Source** – The payment source for all early intervention services in Oklahoma is either “Part C funds” or “Medicaid.”

The IFSP must also include information regarding any medical and/or other services that the child or family needs or is currently receiving through other sources outside the SoonerStart program. These services are neither required, nor funded, under IDEA, Part C. These types of services (i.e. private physician, eye specialist, private physical therapy services, independent hearing evaluations, etc.) that the child and/or family is currently accessing or plans to access should be listed on the IFSP. This information may be included on the “Create Final” IFSP landing page in the box titled “Medical and Other Services that the Family or Child needs or is receiving through other sources (neither required nor funded under Part C). Again, these are services not required through the IFSP nor funded by SoonerStart.

The contents of the IFSP must be fully explained to the family and informed written consent must be obtained prior to the provision of early intervention services described in the IFSP.

The parent survey is provided to the family at the Initial IFSP meeting and at each subsequent annual IFSP meeting.

### **Transition:**

The Transition Plan must be developed and added to the IFSP when the child is between the ages of 27 and 33 months of age. Adding the Transition Steps and Services page to the IFSP takes place at a Periodic Review – IFSP Modification meeting if completed at any time other than the Initial or Annual IFSP meeting. The required participants at the transition initiation meeting to develop the transition plan and add the steps and services page are the same as the required participants for the initial or Annual IFSP meetings. The transition initiation meeting may be completed in conjunction with an Initial IFSP and/or Annual IFSP review(if the annual review meeting is held within the required timeframe). The transition initiation meeting must also meet IFSP accessibility and notification requirements therefore a Notification of Meeting and a Prior Written Notice are required.

## **1702: CONSULTATION ON THE IFSP**

Consultation varies from primary service provision in that “consultation” is directed to assist the Primary Service Provider(s) (PSP) and the parent in identifying appropriate or new strategies to address IFSP outcomes within the child and family’s daily routines and activities. Consultation services could be defined as “indirect” interventions where the consulting provider and the PSP work together to address an area of concern or a specific identified IFSP outcome. Consultation can take several forms but for the purposes of SoonerStart, the consulting provider should:

- Identify and suggest new strategies or interventions in collaboration with the PSP and the family
- Provide training, mentoring and/or coaching to the PSP in learning to implement new strategies or interventions with the child and family
- Provide ongoing support and encouragement to the PSP as new strategies and/or interventions are implemented with the child and family
- Ideally, the end result of “consultation” should be for the PSP and the family to learn and implement new knowledge and intervention skills that can be applied directly towards identified IFSP outcomes or areas of concern.

### **Note:**

Section 1504: Hearing Procedures and Protocols for Consultants

Section 1505: Vision Screening Procedures and Protocols for Consultants



## 1703: NATURAL ENVIRONMENT

IDEA Part C requires that early intervention services be provided, to the maximum extent appropriate, in the natural environment, including the home and community settings in which children without disabilities participate.

Natural environment means settings that are natural or normal for the child's age peers who have no disabilities.

SoonerStart services provided in a childcare setting or location outside the home (grandparent's or relative's home) when the parent is not present requires written consent by the parent as well as the designation of an adult "primary learner" who will implement early intervention activities on a consistent basis with the child. The primary learner may be a relative or a childcare provider who has agreed to participate in this role. The written parental consent allows the SoonerStart provider to engage the primary learner in early intervention services for the child.

A location is a natural environment if it is:

- the child's home;
- where this child would go if he or she did not have a disability;
- in a part of the community where children and families without disabilities spend time when they are not being treated or tested for illness or health issues.

Examples include, but are not limited to:

- a community daycare or preschool;
- a park, library or YMCA program; or
- a church, synagogue or other faith-based setting

A location is not a natural environment if it:

- is where people usually go because they have disabilities or medical issues;
- was chosen because it had specialized equipment
- was chosen because it was convenient for the specialists who work with the child

Examples of "non-natural environments" include but are not limited to:

- a health department
- a hospital setting, rehabilitation center or outpatient therapy clinic
- a therapist's office
- a segregated program in a public school

## **1704: SOONERSTART SERVICES IN CHILDCARE SETTINGS**

SoonerStart is required to provide services for children served through Part C of the Individuals with Disabilities Education Act (IDEA) in the child's natural environment. Per IDEA this can include a childcare/early head start setting. SoonerStart's philosophy is one of parent education, therefore providing services in a childcare setting requires a "primary learner" to be an active participant in the early intervention services. A primary learner is defined by SoonerStart as an adult who is available to interact with the child and service provider on a consistent basis during visits in the home, at a childcare or in any community setting. The primary learner may be the parent or another person who will provide ongoing intervention to the child between these visits. The primary learner cannot be the child.

### **Providing SoonerStart Services in a Childcare Setting:**

When a family requests that SoonerStart services be provided in a childcare setting, the Resource Coordinator guides the family through the IFSP process with input from the childcare providers. The IFSP team will gather information from the family and the childcare provider through the Oklahoma Family Interview (OFI) process. The **Oklahoma Family Interview Tool (OFIT) (Appendix BB)** is a resource for the IFSP team to help acquire information for IFSP outcome development. The RC may also utilize the **Parent Childcare Letter (Appendix V)** to help the family navigate all the steps necessary to set up SoonerStart services in the childcare/early head start setting.

### **Role/Responsibilities of the Resource Coordinator:**

- Start the discussion regarding services being provided in a childcare setting – This conversation should start at intake upon the RC identifying that the child attends a childcare/early head start.
- Inform the parent of their roles/responsibilities in the process of setting up SoonerStart services at the childcare/early head start.
- Obtain parental consent on the Release of Confidential Information for SoonerStart to contact and provide services at the childcare/early head start.
- Coordinate the IFSP meeting and ensure that the childcare/early head start including the primary learner is invited.
- Conduct the OFI with the family and childcare/early head start (RC will need to make other arrangement to gather information from childcare/early head start if they are unable to attend the IFSP meeting).

### **Role/Responsibilities of the Service Provider:**

- Provide intervention strategies to the primary learner.
- Communicate with the Parent/Guardian regarding service delivery and progress.
- Notify the RC and/or the family if the Primary Learner is not an active participant during intervention visits.

### **Role/Responsibilities of the Family:**

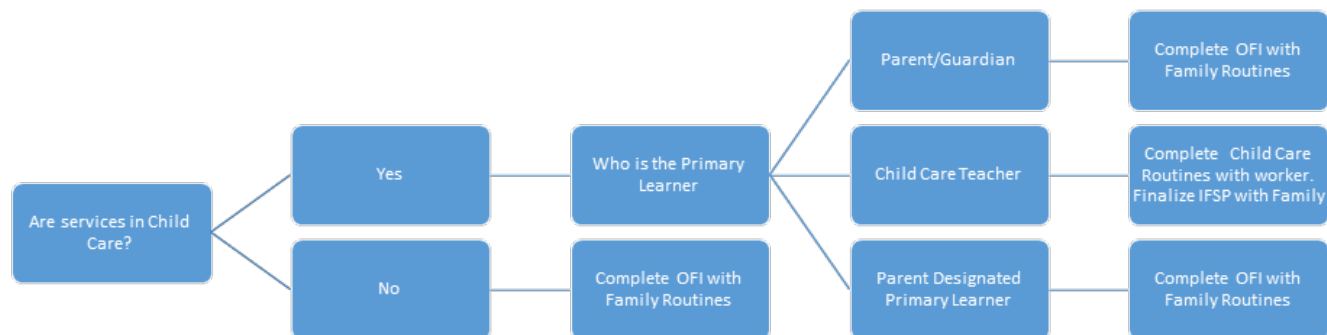
- Inform SoonerStart of their request for SoonerStart services to be provided in childcare/early head start setting.
- Contact the childcare/early head start center and discuss their request for SoonerStart services to be provided at the childcare/early head start site
- Obtain verbal consent from the childcare/early head start for SoonerStart to provide services in the center.
- Designate a primary learner and provide the name/contact information for that person to the RC prior to the IFSP meeting .
- Sign a **Consent for the Release of Confidential Information** for SoonerStart to be able to communicate with the childcare/early head start (A consent form may also be needed for the primary learner if that person is not an employee of the childcare/early head start.) Note – Childcare/early head start may also require the parent/guardian to sign a release of information in order for them to work with SoonerStart in their center.
- Be present and participate in all IFSP meetings including subsequent reviews and modifications.

Childcare/Early Head Start and the primary learner will be invited to the initial IFSP if the parent/guardian has provided consent for SoonerStart to discuss services with them. Even though the childcare/early head start is an active participant during the IFSP, the parent/guardian will make the final decision on which outcomes will be included on their IFSP. If the childcare/early head start or primary learner is unavailable for the initial or annual IFSP review meeting, the RC will attempt to obtain needed child information from them, either by phone or in-person interview, prior to the IFSP meeting. In instances when this is not possible, the RC will obtain the information following the IFSP meeting and then review the information with the family (may be reviewed by phone) to determine if any changes to the IFSP are necessary (additional outcomes, etc.). If it is determined that changes are needed, an IFSP modification appointment will be scheduled with the IFSP team including the childcare/early head start and primary learner.

If after providing services in a family's home, the family requests to "move" services or add additional services at the childcare/early head start location, the above steps will be necessary. The RC will need to talk with the family to inform them of the steps necessary to facilitate a "move" to or addition of childcare/early head start services.

*Note... If a child is "new" to a childcare/early head start center, the staff may need some time to get to know the child before they are able to provide appropriate information regarding the child's development and/or needs within the childcare/early head start setting. In these instances, it may be necessary to set up SoonerStart services to occur at the childcare/early head start center and then gather additional information from them after a reasonable amount of time. This information can then be reviewed with the family to determine if there are changes necessary to the IFSP (additional outcomes, etc.).*

If at any time intervention services are not in line with SoonerStart’s mission statement and procedures, the IFSP team will arrange for a review of the IFSP and discuss possible solutions with the family.



## 1705: FIRST INTERVENTION VISIT

IDEA, Part C requires early intervention services to begin within a timely period after the date of parental consent on the IFSP. SoonerStart defines “timely” as 15 working days after parental consent is obtained on the Initial IFSP and subsequent Annual IFSPs. The anticipated date of the first intervention visit by each service provider is recorded on the Service Delivery page of the IFSP in EdPlan as the “Begin” date.

If, during the IFSP meeting, the parent/caregiver declines to schedule the first intervention visit within 15 working days, the actual agreed upon first visit date should be entered as the “Begin” date on the service delivery page of the IFSP even if more than 15 working days in the future. Do not enter a **placeholder** date to satisfy the 15 day timely services requirement.

Following the completion of the first intervention visit, the service provider should enter the date in the First Intervention Visit Log in EdPlan. Do not enter the anticipated first visit date – only the actual first visit date. If the date of the first visit occurred more than 15 working days from the IFSP date, the reasons for delay will automatically populate. The Service provider should select if the delay was attributed to the family, staff or weather reasons and select Save and Continue.

When more than one service provider is assigned to serve the family, the service provider who provides the first visit following the IFSP is responsible for entering the first visit date in the First Intervention Visit Log in EdPlan.

If attempts to contact the family are unsuccessful or the family withdraws from the program before the first intervention visit can be completed, the service provider should enter information in the Comment box on the First Intervention Visit Log stating that the visit did not occur due to family reasons. Select Save and Continue. An error message will populate but disregard and exit the First Intervention Visit Log.

## **1800: EARLY CHILDHOOD OUTCOMES (ECOs)**

SoonerStart is required to report outcomes data for children served through Part C of the Individuals with Disabilities Education Act (IDEA) as part of their Annual Performance Report (APR).

The three child outcome areas required to be reported are:

- Positive social-emotional skills (including social relationships)
- Acquisition and use of knowledge and skills (including communication skills)
- Use of appropriate action to meet their needs

### **Early Childhood Outcomes (ECO) Ratings:**

The ECOs utilize a 7-point scale to summarize information from multiple sources to describe a child's functioning related to a child's progress on each of the three child outcome areas required by the Office of Special Education Programs. The information may include one or more norm-referenced or curriculum-based assessments, a parent report on child's skills and behavior, progress notes of service providers working with the child, observations by a childcare provider, or other sources.

The ECO is NOT an assessment instrument. Ratings are provided for every eligible infant and toddler in the SoonerStart program according to their developmental abilities in each of the outcome areas at two points: when they begin early intervention services and when they exit the program.

All children who are less than 30 months of age at the time of the initial IFSP must be given an Entry child outcome rating. Children who are 30 months or older at the time of the Initial IFSP are not given an Entry or Exit rating because they will not receive 180 days of service (approximately 6 months) before their third birthdays.

An Entry rating on all three early childhood outcomes is required to be given as soon as possible, but no more than 10 working days following the first intervention visit. The Exit rating must be given a) within 30 days before a child's third birthday (to allow transition at 3 years) or b) or no more than 10 working days after the child's exit date that occurs prior to transition.

### ***Special Considerations:***

1. All children who receive an Entry rating must be given an Exit rating if they receive 180 days or more of services from the date of the IFSP to the last day of IFSP services.
2. A child who exits the SoonerStart program with less than 180 days of early intervention services but re-enters SoonerStart less than six months from his/her original exit date (see Re-Referral/Re-Open Procedures) keeps his/her original Entry rating.
3. A child who exits the SoonerStart program with less than 180 days of services but is re-referred more than six months from his or her exit date (Re-Referral/Re-Open Procedures) must be given a new Entry rating if the child is less than 30 months of age.

4. If a family reports that they are transferring their child to another SoonerStart site and he/she has received services for more than 180 days, the current service provider should complete the Exit rating to be entered in the EdPlan database before sending the child's information to the receiving SoonerStart site. If the child resumes services at the new SoonerStart site, a new Exit rating is given when the child exits the program at the new site. The new rating will overwrite the prior Exit ratings given at the old site. If the family does not continue services at the new site, a new Exit rating is not given.
5. If a child transfers to another site with less than 180 days of services, an Exit rating is not given by the current provider. If services resume at the new site and the total time of services at the former site plus the new site equals 180 days or longer, an Exit rating is given when the child leaves the program.

When completing the EXIT ratings, the exit date should be the last intervention visit provided by the service provider for a child exiting SoonerStart before his/her third birthday. The EXIT date will be the child's third birthday for a child that is transitioning at age three.

#### **ECO Completion for Contract Providers**

In order to comply with the timelines, SoonerStart Contract Providers completing Early Childhood Outcome ratings will submit their Entry and Exit ratings by completing an electronic version of the ECO form and sending it by email to the Lead Clinician or designated SoonerStart clerical staff, who will be responsible for entering ratings into the EdPlan database. Contract Providers are responsible to adhere to documentation timelines. Contract Providers will retain a printed copy of the ECO form to submit as documentation with their invoice for billing.

#### **Role of the Family:**

The service provider giving the Entry and Exit ratings should explain ECOs to the family and give them an opportunity to participate in the ratings for their child. ECO ratings rely on information about a child's functioning across situations and settings. Parent input is crucial: family members see the child in situations that professionals do not. As members of the IFSP team, families are natural participants in the ECO rating discussion. Their role in the rating is as the child expert, while other members of the team will know child development and the skills and behaviors expected at various age levels.

Whether or not families choose to participate in the rating discussion, professionals must be able to explain why the rating is being done and what it means.

The Entry and Exit ECO ratings will be shared with public school personnel as part of the child's EdPlan record during the transition process, if written parental consent is obtained.

#### **Entry and Exit ECO in EdPlan**

The date of the Initial IFSP must be entered in the Early Childhood Data page in EdPlan. It does not auto-populate. An Entry rating must be selected from the drop down box for each of the three Outcome statements. Information to support the ratings should be entered and dated. Always Save and Continue when

the information is completed. The Initial IFSP date should be entered even if the child is more than 30 months of age however Entry ratings are not required.

If the child has an Entry ECO completed, the date of the last date of service should be entered regardless of the length of time the child has received services. If the services are provided less than 180 days, no rating is selected. When Saved is selected, an error message will populate that services were less than 180 days. Ignore this message and select Save and Continue at this time. A red X will populate on the Early Childhood Data page.

If the services are provided 180 days or more, an Exit rating must be selected from the drop down box for each of the three Outcome statements. Select “yes” or “no” and provide a description in the progress box for each outcome statement. Completing the Evidence to Support Ratings boxes with relevant information and where it came from in addition to a description of progress is best practice but not required.

Entry and Exit ECOs are saved in the EdPlan workspace but are not saved as a document and do not transfer to the LEA when the record is shared at transition.



## 1900: ASSISTIVE TECHNOLOGY

### IDEA and Assistive Technology:

Assistive technology is a critical early intervention service authorized under Part C of the Individuals with Disabilities Education Act (IDEA) for children with disabilities birth to three years of age. Oklahoma SoonerStart Early Intervention builds upon and provides supports and resources to assist family members and caregivers to enhance children's learning and development through everyday learning opportunities.

**Note:** View the full **Technical Assistance Guide: Assistive Technology for Infants and Toddlers with Disabilities**, IDEA Part C, for more complete information regarding assistive technology consideration and assessment and to view specific laws as they relate to providing AT devices and services to infants and toddlers at:

<https://www.okabletech.org/wp-content/uploads/2021/07/AT-Part-C-Overview-Revision-FY21.pdf>

### What are Assistive Technology Devices and Services?

Assistive technology (AT) **device** means any low-tech or high-tech item, piece of equipment, or product system, whether acquired commercially, modified, customized, or individually created, that is used to increase, maintain or improve functional capabilities of children with disabilities.

Assistive technology **service** means a service that directly assists a child with a disability in the selection, acquisition or use of an assistive technology device. Assistive technology services include:

- the evaluation of the needs of a child with a disability, including a functional evaluation of the child in the child's customary (natural) environment;
- purchasing, leasing, or otherwise providing for the acquisition of assistive technology devices for children with disabilities;
- selecting, designing, fitting, customizing, adapting, applying, maintaining, repairing or replacing of assistive technology devices;
- coordinating and using other therapies, interventions, or services with assistive technology devices, such as those associated with existing education and rehabilitation plans and programs;
- training and technical assistance for a child with disabilities, or if appropriate, that child's family and
- training or technical assistance for professionals (including individuals providing early intervention services or other individuals who provide services to, or are otherwise substantially involved in the major life functions of individuals with disabilities).

The need for AT devices and services should be determined on an individual basis by the IFSP team as they consider all services that are necessary for the child to achieve his/her outcomes.

### Assistive Technology Assessment

The following are important to note as teams are completing the assessment process:

Unlike other educational assessments, an AT assessment is not completed with the administration of one test during a singular event.

- Assistive technology assessment is ongoing and should be a continual part of the child's plan.
- Assistive technology assessments are conducted within the child's natural environment by providers knowledgeable about AT devices and services.
- SoonerStart may provide adaptive equipment for trial and use as an assessment tool. The equipment used in this program may be new or used. The equipment may be owned by the State of Oklahoma or may be entrusted to the State of Oklahoma by individuals for use in the SoonerStart program. See **Equipment Use Agreement (Appendix W)**.

### **Assistive Technology Use and Demonstration Reporting**

- SoonerStart may access the **AT Device Demonstration Program** to offer individual or group exploration of one or more AT devices to assist in decision making about device purchase or utilization (**Appendix PP**).
- Demonstrations of assistive technology should be reported on the **SoonerStart AT Use and Demonstration Reporting Form**
- The form is available online at :  
[https://okabletech.formstack.com/forms/soonerstart\\_assessments\\_and\\_at](https://okabletech.formstack.com/forms/soonerstart_assessments_and_at)

To report AT demonstrations and usage via Qualtrics App:

[https://osde.co1.qualtrics.com/jfe/form/SV\\_daGER6PYXjMG9Lv](https://osde.co1.qualtrics.com/jfe/form/SV_daGER6PYXjMG9Lv)

### **Funding for Assistive Technology**

Depending on the type of AT required, there are many funding sources available to the child including Medicaid, private insurances, and other public or private sources. When the Public and Private funding sources have been exhausted, SoonerStart is the payer of last resort.

#### **Public & Private funding sources by age:**

[https://www.okabletech.org/wp-content/uploads/2018/02/Funding-Chart2017\\_Public.pdf](https://www.okabletech.org/wp-content/uploads/2018/02/Funding-Chart2017_Public.pdf)

#### **Able Tech access to Public & Private funding sources with qualification criteria:**

<https://www.okabletech.org/resources/at-funding-guide/section-2-funding-strategy/>

If a SoonerStart team is unable to access external funding for assistive technology devices/services in a timely manner, then SoonerStart resources can be utilized. To access funding through SoonerStart the team must complete the following steps:

**Step 1.** Submit the **SoonerStart Assistive Technology Request (Appendix X)** to the Executive Director of SoonerStart Early Intervention, Special Education Services, Oklahoma State Department of Education.

**Step 2.** The Executive Director reviews the AT Request Form within ten working days. The documentation review is to insure that the IFSP team has provided adequate justification for the acquisition of the AT.

**Step 3.** The SoonerStart team is contacted within ten working days to request more information/documentation if necessary or to inform the team that the reviewed documentation is determined complete.

**Step 4.** Once the documentation has been reviewed and determined complete, acquisition of the equipment is coordinated through the SoonerStart Program and provided to the family in a timely manner.

In some circumstances, families may offer to donate assistive technology equipment to SoonerStart that is no longer being used by their child. All donations are subject to the Oklahoma State Department of Education's "Donation Solicitation and Acceptance Policy" which can be viewed at <http://ok.gov/sde/sponsorshipdonation>. Donated AT may be delivered to ABLE Tech and they will use the equipment in the ABLE Tech Device Reuse Program.

## 2000: AUTISM SPECTRUM DISORDERS (ASD)

When a child is referred to SoonerStart who has a diagnosis of Autism Spectrum Disorder (ASD), the team may receive copies of reports, evaluations (i.e. diagnostic reports) and recommendations provided by the family. This information will be considered in the development of an appropriate Individualized Family Service Plan (IFSP).

Often at referral, a child does not have a diagnosis of ASD. However, parents may describe behaviors that are associated with ASD and that are not appropriate for the child's developmental age. Awareness of the warning signs associated with autism is the key to early identification.

Some behaviors indicative of ASD that may be observed or parents may describe are:

- Child does not respond to his/her name;
- Child has lost previously acquired skills;
- Child does not imitate others' behavior;
- Child is rigid in routines or has very difficult transitions;
- Child does not draw attention to objects in the environment (joint attention);
- Child is not pointing by age of 12 months; and
- Child engages in repetitive or stereotypical behavior.

At the time of the initial family contact, the Resource Coordinator will inform families with children between the ages of 18 and 30 months that SoonerStart will screen their child to assess the risk for ASD.

### **Evaluation / Assessment for ASD:**

It is the responsibility of the SoonerStart multidisciplinary team to determine the developmental status of a child, not to offer a diagnosis. The multidisciplinary team is responsible for determining eligibility for SoonerStart as well as gathering information about the child's current levels of functioning so that appropriate intervention services can be coordinated.

Children with a confirmed diagnosis of ASD by a qualified physician or mental health professional are automatically eligible to receive SoonerStart services. Those children shall still proceed through the assessment process so the team can gather important information for developing the IFSP. Information about a child's abilities/levels of functioning in all areas of development should be obtained through assessment completed by the primary service provider, even though this information is not needed to determine eligibility.

Without a diagnosis of ASD, a child must proceed through the eligibility determination process. During the initial evaluation and assessment, service providers screen all children who are between the ages of 18 and 30 months for ASD using the Modified Checklist for Autism in Toddlers-Revised (M-CHAT-R; Robins, Fein, & Barton, 2009) **Appendix NN**. The M-CHAT-R is a Level 1 screening tool validated for screening toddlers between 16 and 30 months of age, to assess risk for autism spectrum disorders (ASD). The M-CHAT-R is based

on parental report. If a child qualifies for services and passes the M-CHAT-R, it is recommended the provider re-administer the M-CHAT-R when concerns related to communication, play, social skills, and behavior continue as well as when there is a sibling diagnosed with ASD. Service providers may find the IFSP review an appropriate timeframe to revisit the discussion. For children receiving IFSP services prior to 18 months of age, service providers screen for ASD using the M-CHAT-R at their earliest convenience after the child reaches 18 months of age.

If a child receives a total score of 0-2 on the M-CHAT-R, indicating a low risk for ASD, and is younger than 24 months of age, the M-CHAT-R should be re-administered after the child's second birthday. No further action is required until the child's 2<sup>nd</sup> birthday. A total score of 3-7 on the M-CHAT-R indicates a medium risk for ASD. In this case, the Modified Checklist for Autism in Toddlers, Revised with Follow-Up (M-Chat-R/F) (**Appendix OO**) is administered. The M-CHAT-R/F is designed to reduce the false positive rate (false positive cases are children who fail the M-CHAT-R but do not have ASD). Service providers administer the M-CHAT-R/F only for the items the child fails. If the M-CHAT-R/F score remains at a 2 or higher, the child has screened positive indicating a risk for ASD. A total score of 8-20 on the M-CHAT-R indicates the child is at high risk for ASD. It is acceptable to bypass the Follow-up in this case and proceed to the Level 2 interactive screening measure, if available.

If a child between 24 months and 30 months is at risk for ASD on the M-CHAT-R and M-CHAT-R/F and there is an available service provider who has successfully completed the reliability training they may administer the Screening Tool for Autism in Two-Year-Olds (STAT). The STAT is a Level 2 interactive screening measure developed to screen for autism in children between 24 and 36 months of age. Level 2 screening tools specific to autism spectrum disorder help to identify children at risk of having ASD rather than other developmental disorders. For the children who are at risk on the M-CHAT-R and are between the ages of 18-23 months, if there is an available service provider who has successfully completed the reliability training they will be responsible for administering the STAT at their earliest convenience after the child reaches 24 months of age.

The multidisciplinary evaluation team must use their informed clinical opinion to assess a child's present level of functioning in each of the developmental areas and to establish a child's eligibility, even when other instruments fail to establish eligibility. Therefore, if a child does not meet eligibility criteria based on the developmental testing, but the child fails the M-CHAT-R and M-CHAT-R/F and/or STAT, the evaluation team should use that information as support for the basis of the eligibility decision. Additional information/testing may also help support the decision if determined a need by the evaluation team.

For children between the ages of 30 and 36 months, the Screening Tool for Autism in Two-Year-Olds (STAT) may be administered when there is an available service provider who has successfully completed the reliability training and concerns are present related to communication, play, social skills, and behavior as well as when there is a sibling diagnosed with ASD.

Screening tools for autism such as the STAT identify whether or not a child is at-risk for Autism Spectrum Disorder, they are not diagnostic. Service Providers have a professional responsibility to inform the family when the results of the developmental evaluation and screening have raised concerns that are consistent with autism spectrum disorder. Service Providers should encourage the family to discuss the findings and concerns of the multidisciplinary team with their primary health care provider.

Intervention services are not contingent upon the child having a diagnosis of ASD. SoonerStart is not responsible for diagnostic services.

The results of the screening for ASD are documented on the **Multidisciplinary Evaluation and Child Assessment Team Summary (MECATS)** form in the *Other Screening section* when the screening is administered as part of the evaluation process. The family receives a copy of the MECATS. The service provider(s) document this activity in the service provider progress note for the visit as well as maintains the completed screening tool in the child's SoonerStart record. If the child is eligible for SoonerStart services, the results of the screening should also be included in the "Health" section under Present Levels of Development on the Individualized Family Service Plan (IFSP).

If the screening is administered outside of the evaluation process for a child currently receiving SoonerStart services, the service provider(s) records those screening results on the IFSP in the same location at the next IFSP review. The service provider documents the screening in the progress note for the visit as well as maintains the completed screening tool in the child's SoonerStart record.

A written statement of the results can also be provided to the family when the screening indicates a child is at-risk for Autism. The **Autism Spectrum Disorder (ASD) Screening Results Form (Appendix Y)** was developed for this purpose.

If a child has been determined eligible for SoonerStart services and demonstrates behaviors that indicate the child could be at-risk for Autism Spectrum Disorders, appropriate evidenced-based strategies should be implemented.

## **2100: STAFF MEETINGS**

While staff meetings are not a requirement of IDEA Part C, SoonerStart considers it best practice for staff at each site to meet on a regular basis. Each site is allowed the flexibility to establish their own agendas for staff meetings and frequency of meetings.

Staff meetings are vital to the functioning of a well-coordinated staff and may serve many functions:

- Dissemination of policy/procedure information from the State Office.
- Training
- Provider assignment
- Consultation with other staff on intervention strategies
- Sharing of resource information

## 2101: PROVIDER ASSIGNMENT

Every effort should be made to evaluate all children referred and locate appropriate services to meet the needs of all children/families determined eligible for the SoonerStart program within the 45-day timeline. Contact the OSDH and OSDE SoonerStart state offices for assistance when a multidisciplinary evaluation team cannot be identified or if evaluations are being delayed.

Efforts to assign a service provider should include, but are not limited to, the following:

- The Lead Clinician may review caseloads and check with all possible SoonerStart providers (staff first, then contract) to assign a service provider within 7 calendar days of the determination of eligibility.
- A staffing may be conducted to assign a service provider within 7 calendar days of the determination of eligibility.
- If the SoonerStart provider caseloads are maximized (staff and contract), the Lead Clinician may explore the availability of Child Guidance staff to provide EI services to Medicaid-eligible children on an IFSP in areas where Child Guidance Clinics are available. (See Section 2200: Referral to Child Guidance for IFSP Service Delivery.)
- Once local resources are exhausted, the Lead Clinician and/or Health Department Administrator should contact adjacent counties to see if they can assist with evaluations and/or the provision of services.
- When local resources are not available for a service, the team may explore the availability of any community-based resources for provision of the services that may be without charge to the family. If the family accesses a community-based service, this service is reported in EdPlan on the Family Assessment Page under Community Resources.
- A service provider may or may not be assigned when IFSP services are determined, but should be determined and services initiated within 15 working days of the IFSP date. Contact the OSDH and OSDE SoonerStart state offices for assistance regarding families who have services pending provider assignment greater than 15 working days after the parent signs the IFSP. If a service provider is not available to provide IFSP services as identified on the IFSP within 15 working days, the family is eligible for compensatory services (See Compensatory services).

SoonerStart operates using a transdisciplinary approach to service delivery. Transdisciplinary means the parent and persons from two or more disciplines teach, learn and work together across traditional disciplinary or professional boundaries.

- The SoonerStart team should designate one team member as the Primary Service Provider. The Primary Service Provider (PSP) is responsible for developing a therapeutic relationship with the family; offering emotional support; building advocacy skills; and providing education on issues related to health, development, treatment options, and community resources. The primary provider is the key contact person between the family and the rest of the SoonerStart team. It is the role of the PSP to



facilitate communication and cohesive teamwork. The PSP helps parents set goals with the team and coordinates and monitors the implementation of the IFSP.

- Additional service providers may be added to the child's IFSP if the child's/family's IFSP team determines that additional services may be needed in order for the child's outcomes to be achieved. This is an IFSP team decision and does not need to be staffed.
- Team members may provide direct or consultative services or both to the family and other team members. Consultative services can be done in person, phone, email or texting etc.

The Lead Clinician reminds providers (staff and contract) of the continued eligibility process/criteria and ensures team compliance with this state policy.

The OSDH SoonerStart state office is available to assist with this process if needed.

## 2200: REFERRALS TO CHILD GUIDANCE FOR IFSP SERVICE DELIVERY

Every effort is made to provide the appropriate level of services for the infants and toddlers receiving services, or eligible to receive services, on an **Individualized Family Service Plan (IFSP)**. In the event Early Intervention (EI) staff levels and/or contract funds are inadequate to meet service needs, SoonerStart will make a referral to the Child Guidance Program.

SoonerStart staff will determine eligibility for all EI referrals received. In the event an EI service provider cannot be identified as indicated above, infants and toddlers who are Medicaid-eligible shall be referred to Child Guidance sites (where available), when speech, child development, or psych services are determined to be the most appropriate. When SoonerStart determines that a Child Guidance Provider is the appropriate person to provide eligibility evaluation or intervention services, the Child Guidance Provider will be considered part of the child's evaluation and/or IFSP team. Information regarding the child (demographic, eligibility and/or program) may be provided to the assigned provider without parental written consent. The EI multidisciplinary evaluation team shall document an Entry Early Childhood Outcome (ECO) rating for the child in the EdPlan database prior to referring to Child Guidance.

The Resource Coordinator will continue to coordinate services. An Oklahoma Family Interview (OFI) will be conducted and an IFSP will be developed with participation by the Child Guidance provider. The federally-required periodic and annual review of the IFSP will continue to be conducted. (These reviews may be documented on ODH 332-F as follow-up staffing for Child Guidance requirements).

IFSP services offered to families provided by Child Guidance will be provided at the County Health Department. According to the Individuals with Disabilities Education Act (IDEA) Part C, section 632, transportation is listed as an early intervention service and is defined as "transportation and related costs that are necessary to enable an infant or toddler and the infant's or toddler's family to receive services identified by the Individualized Family Service Plan (IFSP)." When the IFSP team determines that this transportation is necessary, this service should be provided at no cost to families.

Child Guidance staff will provide the services as promised on the IFSP. Child Guidance staff will code time and effort (T&E) activities to Child Guidance by using T&E program code 288 and activity code 020, and bill Medicaid. For speech services, Child Guidance will also fax the request to the physician for referral as needed.

IFSP service delivery plans will continue to be entered in the PHOCIS EI Module. However, encounters made by Child Guidance staff will not be entered on the PHOCIS EI Module. The Child Guidance module will be completed as with any other Child Guidance client. Services will be documented on a Billing Charge Data (BCD) form by the clinician and entered into PHOCIS Accounting Reports (PAR) by the Child Guidance clerk. IFSP service delivery plans for Child Guidance providers must also be entered in the SoonerStart EdPlan database.

If the Child Guidance provider is the Primary Service Provider on the child's IFSP, he or she documents an Exit rating for the child on the Child Outcome Summary Form (COSF) when the child exits the program for any reason or transitions at age three if the child has received six months of early intervention services. The COSF is required to be given to the Lead Clinician for routing for data entry in the SoonerStart EdPlan database. The SoonerStart record is where all documents related to the infant or toddler's early intervention services will be maintained, except for Child Guidance provider documentation. Any documentation by the Child Guidance provider will be maintained in the infant or toddler's Child Guidance/Health Department record and a copy provided to the local EI site for the child's SoonerStart file.

### **Staff Meetings**

A Child Guidance provider may attend their team's staffing meeting only for the time that they and the team are staffing the specific child or children that are receiving IFSP services through Child Guidance. Due to FERPA confidentiality statutes the Child Guidance provider must be excused for the remainder of staffing in order to continue SoonerStart client staffing.

## 2300: TRANSITION

Transition planning ensures the smooth transition for infants and toddlers under the age of three and their families from SoonerStart services to preschool or other appropriate services for toddler with disabilities. Formal transition planning must occur for every child in the SoonerStart program who is between the ages of 27 and 36 months of age. Informal discussions regarding the transition process may occur with the family throughout the time the child receives early intervention services.

The Resource Coordinator is responsible for facilitating transition planning. This may occur in conjunction with a regularly scheduled IFSP meeting or an IFSP review meeting with the family. *The Transition at Age Three: Steps for Success* (Appendix Z) is a guide provided to the family to assist in transition planning. IDEA requires that the three components of transition planning occur no later than 90 before the child's third birthday.

- Transition steps and services on the IFSP
- Notification to the LEA
- Transition Planning Conference

### **Transition Steps and Services on the IFSP:**

A formal discussion regarding the transition process should occur as soon as possible after the child is 27 months old but in all cases, no later than 33 months of age. The transition plan is considered a part of the IFSP and is individualized to meet the needs of the child and family including possible program options, new environments and any necessary activities to enable a successful transition. Initiation of the transition plan should be completed at an IFSP meeting (initial, periodic review or annual review). The required participants at the meeting to initiate transition planning are the same as the required participants for an IFSP meeting (Section 1701):

- The parent,
- The Resource Coordinator and
- The person(s) directing involved in conducting the evaluation or assessment.

*If it is suspected that the child/family will only be receiving "transition/service coordination" services with the Resource Coordinator serving as the IFSP primary service provider, the IFSP participant requirements are still the same as outlined above.*

The transition plan initiation meeting must also meet IFSP accessibility and notification requirements. All SoonerStart staff share responsibility to assist families in preparing for transitions to new settings and changes in services upon the child's third birthday.

The family is also informed of the IDEA requirement that SoonerStart provide child find information to the Local Education Agency (LEA) of all IDEA Part B potentially eligible children served by the SoonerStart program.

In Oklahoma, an Individualized Educational Program must be developed for IDEA Part B eligible children by their third birthday, even when the third birthday occurs prior to the end of the school year. Oklahoma has not elected to offer IDEA Part C services beyond age three, therefore a child will have no IDEA Part C options from the third birthday through the remainder of the school year. If a child's third birthday occurs during the summer, the child's IEP team, convened by the school district, will determine the date when services under the IEP will begin.

The transition page in EdPlan is used to document all activities during the transition process. Transition activities should also be documented in the case management logging wizard by the Resource Coordinator and the service provider progress notes. The date of this formal discussion is considered the initiation of transition services and should be entered into EdPlan on the transition page.

**Notification to the LEA:**

IDEA requires that SoonerStart must provide child find information to the Local Educational Agency (LEA) where a child resides at least 90 days (3 months) prior to the child's third birthday. Parental consent is not required to provide the following personally identifiable information for each child that is potentially eligible for Part B services:

- Child's name
- Child's date of birth
- Parent's contact information (including parents' name, addresses and telephone numbers)

Oklahoma defines a child as "potentially eligible" who is:

- Determined eligible for early intervention services by a multidisciplinary evaluation team and/or
- Enrolled in early intervention services who has not met all outcomes on his or her Individualized Family Service Plan; and/or,
- Enrolled in early intervention services who is demonstrating a delay in any developmental domain based on the expertise of a member of the Individualized Family Service Plan team.

A child who is receiving SoonerStart services through an IFSP or has been determined eligible for SoonerStart services through a multidisciplinary evaluation or automatic qualifying condition is potentially eligible for Part B services and should be included in a Notification to the LEA.

The Resource Coordinator will notify the LEA, no later than 33 months of age for the area in which the child resides, that he/she is potentially eligible for Part B services. The Notification to the LEA must be written and contain the demographic information as required by IDEA for child find (Appendix L). The notification will be created/saved in EdPlan and then mailed or sent electronically to the LEA. The date of the LEA notification is documented in EdPlan on the transition page and in the Resource Coordinator's progress note. The school district/LEA should also be identified on the transition page in EdPlan in the field "Which LEA will receive SoonerStart information".

**Notification to the SEA:**

IDEA also requires that the State Educational Agency (SEA) is notified of all children potentially eligible for Part B services. Since the SEA – Oklahoma State Department of Education – is also the lead agency for SoonerStart – Part C services, the SEA is notified of all children potentially eligible for Part B services through EdPlan. An intra-agency agreement between SoonerStart (Part C services) and OSDE 619 services (Part B services) ensures seamless transition services for infants and toddlers with disabilities served in the SoonerStart program. It is the responsibility of the Resource Coordinator to arrange and facilitate the Transition Planning Conference.

**Transition Planning Conference (TPC):**

The Transition Planning Conference (TPC) may be held in conjunction with an IFSP meeting if the family is in agreement. The meeting to develop the transition plan may also be combined with the TPC. The required SoonerStart participants at the TPC are the same as the required participants for the IFSP meeting. The TPC must also meet IFSP accessibility and notification requirements. For the purpose of scheduling a transition conference, approval by the family is not required to be in writing and can be verbal consent that is documented in the contact log. However, written parental consent is required to share additional information such as the IFSP, evaluation or assessment results; or other pertinent records to be transmitted to the LEA or any community agency or program considered as a provider of appropriate services at age three. The date of written parental consent should be documented in the case management logging wizard by the Resource Coordinator. Records are transmitted to the LEA by PCG at the request of the Resource Coordinator. The date records are transmitted is listed as an event in Student History in the child's electronic record. That date will automatically populate the "SoonerStart records transmitted to LEA with parental consent" text box on the Transition page.

The SoonerStart Meeting Notice (OK-SS-Meeting-Notice) should be completed prior to the TPC and sent to the family and LEA (and other relevant parties) as notification of the scheduled TPC. Prior Written Notice (OK-SS Prior Written Notice) is also required following the TPC meeting. The TPC completion date is entered in EdPlan in the field marked "Coordinated and Facilitated Transition Planning Conference (TPC) with LEA".

**Transition Planning Conference - Part B services:**

If a toddler in the SoonerStart program is potentially eligible for Part B services, SoonerStart, with the approval of the family, will convene a Transition Planning Conference (TPC) among the required SoonerStart staff, the family and the LEA not fewer than 90 days or more than 9 months before the child's third birthday. If the family requests a delay in scheduling the TPC, or declines to meet with the LEA to consider Part B services, this is documented in EdPlan when entering the date of the TPC and in the contact log. If the family declines to consider Part B services a Prior Written Notice (PWN) is required.

If the child's third birthday is in the summer, the TPC should occur in the spring prior to the child's third birthday to allow for availability of local school district staff and time for the plan to be in place before the next school year begins. With written consent of the family, information that will be helpful to the local school district will be shared in advance of the TPC.

In the event that the local school district representative is unable to participate in the TPC due to unforeseen circumstances, the conference may be postponed/re-scheduled if acceptable to SoonerStart and the family and if the postponement/rescheduling will not jeopardize compliance with the required IDEA timelines. However, if postponing/rescheduling is not acceptable to SoonerStart and the family or if postponing/rescheduling will jeopardize IDEA compliance, then the TPC should proceed without local school district participation. The exception to this would be the family requesting to postpone the transition conference until the school district representative is available.

If the LEA does not participate in the TPC, SoonerStart must conduct the transition conference and use that meeting to develop or revise the transition plan in the IFSP (including identifying appropriate transition steps and services). In addition, SoonerStart must provide parents at the conference with information about Part B preschool services. This information includes a description of the Part B eligibility definitions, state timelines and process for consenting to an evaluation and conducting eligibility determinations under Part B, and the availability of special education and related services. However, services available from the local school district, how and when the evaluation(s) and eligibility determination will occur must be provided by the LEA representative at a later date.

The Individualized Education Program (IEP) for a child transitioning from SoonerStart and eligible for Part B services must be developed and implemented by the child's third birthday. The IEP team must consider the IFSP including its natural environment statement when developing the initial IEP. (CFR 300.323(b)). At the request of the parent, an invitation to the initial IEP meeting must be sent to the SoonerStart Resource Coordinator, or other SoonerStart representative, if the child previously received SoonerStart services (CFR 300.321(f)).

#### **Transition Planning Conference - Other Community Services:**

If the family of a toddler in the SoonerStart program has declined to participate in a TPC with the LEA then reasonable efforts must be made to hold a meeting to discuss other appropriate services the toddler may receive. All activities and/or attempts to arrange the TPC should be documented in the contact log. The TPC should include the Resource Coordinator, SoonerStart service provider(s), the family, and providers of other appropriate services. The date of this completed TPC should be entered in EdPlan in the field marked "Coordinated and facilitated Transition Planning Conference with Family and/or Community Programs". The 90 day timeline requirement is not applicable for children not referred for Part B services. Prior Written Notice should be provided if the family declines a TPC with the LEA regardless of whether a TPC is conducted.

#### **Transition - Late Referrals:**

A child is considered a late referral to SoonerStart if he/she is determined eligible for SoonerStart services at 33 months of age or later (or less than 90 days from the third birthday).

#### **Referred Less Than 45 Day Prior To Third Birthday:**

If a child is referred to SoonerStart fewer than 45 days prior to the child's third birthday SoonerStart is not required to conduct an initial evaluation, assessment or initial IFSP meeting for the child. With parental

consent, SoonerStart will refer the child to the LEA or other appropriate community services. The Resource Coordinator will contact the family and explain to them that SoonerStart does not have adequate time to evaluate the child before his/her third birthday. The Resource Coordinator will assist the family, with their consent, in contacting the LEA or appropriate community services.

**Referred More Than 45 Days But Less Than 90 Days Prior To Third Birthday:**

If a child is referred to SoonerStart between 45 and 90 days prior to the child's third birthday, SoonerStart is required to conduct an initial evaluation, and if eligible, an assessment and initial IFSP meeting for the child. If the child is determined eligible, SoonerStart must develop a transition plan. A Transition Planning Conference (TPC) may take place but is not required. If the child is potentially eligible for IDEA Part B services, SoonerStart will provide Notification to the LEA as soon as possible for the area in which the child resides. The Resource Coordinator will initiate transition during the initial IFSP meeting. The Resource Coordinator will refer the child, with parental consent, as soon as possible to the LEA or community services as appropriate. Information pertaining to the child, initial evaluation, assessment and IFSP, will be shared with receiving LEA or community services with written parental consent. At the discretion of the family, a TPC may be combined with the initial IFSP meeting and the LEA or other community agencies invited to attend.

**Referred More Than 90 Days Prior To Third Birthday:**

If a child is referred to SoonerStart more than 90 days before the child's third birthday, all requirements as stated under Transition Planning Conference are applicable. However, IDEA section 637(a)(9)(A)(ii)(II) requires that the TPC be convened with the LEA only for children potentially eligible for preschool services under Part B of the act. (See Oklahoma's definition of "potentially eligible"). If a child is referred more than 90 days but determined potentially eligible less than 90 days before his/her third birthday, the child is considered a late referral.

**Documentation in EdPlan:**

The dates of Transition Initiation, Notification to the LEA and TPC should be entered on the Transition page under the SoonerStart IFSP Process in EdPlan. Dates entered past the due date for the Transition Initiation and TPC with the LEA will trigger a selection of reasons for missing the target date. The reason must be selected before saving the page. The Notification to the LEA will automatically calculate if the date entered is due to a late referral. If not due to a late referral, a Notification to the LEA that is past the target date is considered a staff reason.

When a family moves to another school district after the Notification to the LEA is completed for the previous school, a new Notification to the LEA should be sent to the new school district however the date of the first Notification should not be changed. The date of the first Notification to the LEA is used to determine compliance.

When a family moves to another school district after the TPC is completed for the previous school, and a new TPC is completed with the new school district, the date of the first TPC should not be changed. The date of



the first TPC is used to determine compliance. Documentation of the 2<sup>nd</sup> TPC should be entered in the text box under Steps and Services.

For records inactivated after the Target Transition Date (between the child's age of 33 months and 36 months), or after the third birthday, the dates for the Transition Initiation, Notification to the LEA and TPC with the LEA or Community must be entered BEFORE inactivation. Entering the required dates after the record is inactivated does not trigger the selection of reasons for missing the timeline if the date entered is past due. This results in a determination of noncompliance even if due to a family reason. To enter missing dates, reactivate the record, enter dates, select appropriate reason for missing timeline (if applicable), Save the page and inactivate. The reactivation (Entry) and inactivation (Exit) line in Student History must be deleted by a Regional Coordinator or Lead Clinician.

All dates entered on the Transition page (and in all data fields in EdPlan) must be in the 00/00/0000 format. It is recommended that the date is generated from the calendar icon beside each date field.

## **2301: SHARING SOONERSTART RECORDS WITH THE LEA**

When a family gives written consent for their child to transition from Part C (SoonerStart) to Part B (the local education agency, or LEA) at age 3, the electronic EdPlan records must be shared with the selected LEA. Sharing the EdPlan record and all other transition activities are required to be completed when the child is between 27 and 33 months of age. If timelines allow, it is best practice to share the SoonerStart record AFTER a Student Testing Number (STN) has been assigned and prior to the completion of a Transition Planning Conference.

The Resource Coordinator will send a message to PCG (EdPlan database vendor) on the EdPlan Message Board located on the Main Menu page of EdPlan requesting that the SoonerStart record be shared with the child's assigned LEA. The message must include the child's name, date of birth, local ID number and the name of the child's school district. After the record is shared, "Transfer Student Records" will show in Student History and the date will auto-populate on the Transition page.

The Resource Coordinator will notify (email, phone, etc.) their LEA contact that the child's records have been "shared" in EdPlan. When contacting the LEA, it is helpful to remind the school contact that the records are available in their "Inactive Students" list. The EdPlan Administrator for the LEA must activate the record for school personnel to view.

The shared record will contain all finalized documents (MECATS, IFSPs, etc), plus all documents uploaded, including medical records. Contact logs that have been saved in the documents as well as progress notes are also included in the shared record. The ECO ratings are not finalized in a document and therefore do not transfer with the record.

EdPlan records for a child who has turned three years of age may be shared with the LEA if the parent/guardian provides written parental consent by signing the SoonerStart Consent to Release Information. Any previous consents signed by the parent while the child was enrolled in SoonerStart are no longer valid after the child turns three years old. The Consent to Release Information must be signed in the presence of a SoonerStart staff member.

The EdPlan record does not have to be re-activated before sharing with the LEA or documenting the request to share in the record's Contact Log.

## 2400: FAMILY SURVEY

The IDEA requires Part C lead agencies to report on family outcomes resulting from the family's participation in early intervention. Specifically, states must report the extent to which families report that early intervention helped them:

- Know their rights;
- Effectively communicate their child's needs; and
- Help their children develop and learn

To address this federal reporting requirement, SoonerStart implements an annual process for families to submit a family survey. The results of the survey are reported in Oklahoma's Annual Performance Report (APR) submitted to the Office of Special Education Programs (OSEP). Results of the survey are also useful to local SoonerStart sites to help improve the quality of services in each area. Families should be informed that:

- Their input is important.
- This is an opportunity for families to help make SoonerStart services better for young children and their families in the future.
- Participation in this survey is voluntary.
- Responses are confidential and only traced using demographics for federal reporting purposes.
- Responses do not affect their services.
- If they do not feel a question is applicable, they may skip it
- There are no right or wrong answers, only valuable views from their experiences.

SoonerStart families are asked to complete the family survey at the Initial IFSP meeting and at each subsequent Annual IFSP meeting. The completion of the family survey should also be requested when the child exits the program. The Resource Coordinator provides the family with the **Oklahoma Parent Center Family Survey Brochure (Appendix AA)** which outlines the instructions for completing the survey at the annual IFSP meeting. Families can choose to complete the survey one of four ways:

- Request a printed copy of the survey from a SoonerStart staff person
- Take the survey online at [www.OklahomaParentsCenter.org](http://www.OklahomaParentsCenter.org)
- Request that the survey be mailed to them by calling 877-553-4332 (toll-free)
- Answer the survey over the telephone by calling 877-553-4332

SoonerStart staff should notify families that their responses on the Family Survey help guide SoonerStart's efforts to improve services and outcomes for children and their families.

# **ADMINISTRATIVE PROCEDURES**

## **2501: CHART DOCUMENTATION**

**(revised July 2020)**

Chart documentation includes any and all forms of documentation (written or electronic) by SoonerStart staff recorded in a professional capacity in relation to the provision of early intervention services. Documentation demonstrates accountability and provides relevant information regarding the child and family and the services provided by SoonerStart staff. Chart documentation includes staff progress notes (written or electronic), EdPlan contact log entries as well as early intervention forms and reports.

### **Progress Notes:**

SoonerStart chart documentation for services and activities with infants and toddlers and their families is completed in the Contact Log and/or Logging Wizard in EdPlan or on the Service Provider Progress Note (Appendix N) Chart documentation must be legible and contain no erased, whited out or blacked out entries. Errors should be lined through and initialed. All SoonerStart services or activities must be documented using one of the above-mentioned formats. Services or activities that are scheduled and do not occur should also be documented. All documentation should be factual, non-judgmental and contain information reflective of professional observations and assessments.

Resource Coordinators -- RCs will use the EdPlan logging wizard for all chart documentation (progress notes) of case management services and non-billable activities completed with children and families. Documentation must be completed in a timely manner ( $\leq 5$  working days after the completion of an early intervention service or activity). Medicaid billable activities documented in the logging wizard are electronically submitted for reimbursement by PCG. The RC does not print, sign or submit a progress note for entry in the PHOCIS system.

Service Providers – Service provider progress notes are completed immediately following an eligibility evaluation, any IFSP meeting and/or early intervention visit. If using the NCR progress note, a copy of the progress note should be left with the family. Completed progress notes must be routed to designated personnel for PHOCIS data entry, billing and filing in a timely manner (see above). Service Providers may complete their progress notes using the EdPlan Contact Log in the child's record when caregiver signatures are not required. If completed using the EdPlan Contact Log, the service provider progress note is printed, signed and submitted to clerical for PHOCIS data entry and Medicaid billing if applicable. All Service Provider progress notes are maintained in the child's paper chart.

### **Forms/Reports:**

All SoonerStart forms are considered chart documentation and will be maintained electronically in the child's EdPlan record (refer to Section 2509 for chart content descriptions). If a child receives an eligibility evaluation utilizing electronic testing materials, the evaluation results are uploaded to the EdPlan record instead of being printed and filed in a paper chart. Following an eligibility evaluation utilizing paper testing materials, a paper chart is created by OSDH staff to maintain paper testing materials (i.e. BDI-2 booklets), service provider

progress notes, the Confidential Record form (**Appendix TT**) and other forms as required by OSDH. Documents maintained in the child's electronic EdPlan record should not be copied and/or filed in the paper chart.

The OSDH Client Information Worksheet (CIW) (Appendix DD) is completed by the service provider at the initial IFSP and subsequently at the Annual IFSP. The worksheet is submitted to clerical support staff to be entered into the Demographic, Financial and Insurance modules of PHOCIS and then filed in the child's SoonerStart paper chart. The form is not uploaded to the EdPlan record.

**Reporting Child Abuse/Neglect to DHS:**

If it is necessary to complete the Suspected Child Abuse/Neglect Report Form (ODH 333-F) (Appendix CC), it should be maintained in the child's OSDH health department record in the "Administrative" section. If no OSDH health department record exists, one should be opened. For the Oklahoma County and Tulsa County sites, a Health Department administrative file should be created and maintained per Health Department policies for confidential records. The child abuse report is not education related; therefore, it will not be retained in the child's SoonerStart Early Intervention record. The SoonerStart staff member completing the ODH 333-F form must document their activities either in the EdPlan record or on the Service Provider progress note. The documentation should state only that "ODH Form 333-F was completed".

## **2502: SERVICE COORDINATION**

**(revised July 2020)**

Service coordination services are provided by a Resource Coordinator to assist and enable SoonerStart infants or toddlers and their families to receive the services and rights, including procedural safeguards required by IDEA, Part C regulations.

Each child eligible under IDEA, Part C and the child's family must be provided with a Service Coordinator. The SoonerStart Resource Coordinator (RC) provides this service. The RC assists parents of infants and toddlers in gaining access to and coordinating the provision of early intervention services and other services that the child or family needs or is receiving; facilitating the timely delivery of available services; and continuously seeking the appropriate services necessary to benefit the development of each child being served for the duration of the child's eligibility for the SoonerStart program.

The Resource Coordinator's responsibilities include:

- Facilitating the initial contact and/or intake process for all new SoonerStart referrals. This process may also include the completion of a developmental screening as determined necessary by the RC.
- Coordinating the completion of evaluations and assessments including the OFRA and OFI at times and places convenient to the family;
- Assisting in the performance of evaluations and assessments;
- Facilitating and participating in the development and review of IFSPs and scheduling a periodic review of the IFSP at least every six months as well as a review of the IFSP annually;
- Ensuring implementation of the early intervention services identified in a child's IFSP, including transition services, and coordination with other agencies and persons;
- Assisting the family with assigned IFSP outcomes as stated on the IFSP;
- Collaborating with the family and other IFSP team members to arrange IFSP meetings at times and in settings that are convenient to the family and facilitating the family's participation and the involvement of other IFSP team members;
- Facilitating the development of a transition plan to Part B services or other appropriate services for children between 27 and 33 months of age;
- Providing Prior Written Notice (OK-SS Prior Written Notice) to parents a reasonable amount of time before SoonerStart proposes to initiate or change the identification, evaluation, or placement of the infant or toddler with a disability, or the provision of appropriate early intervention services to the child or the child's family;

- Arranging for translation and/or interpretation services for early intervention meetings and services when needed, unless it is clearly not feasible to do so (§303.321(a)(5).
- Informing families of their rights and the availability of advocacy services and ensuring that procedural safeguards are implemented throughout the early intervention process;
- Maintaining current information for each child in EdPlan;
- Record keeping to ensure that IFSPs, eligibility documentation, correspondence and chart documentation are current and included in the SoonerStart EdPlan record;
- Documenting all contact/activity (including attempted or missed contact/activity) with or related to the child/family. These contacts/activities include telephone contact, text message contact, email correspondence, fax correspondence, home visits, office visits, and all other SoonerStart related meetings/appointments. This documentation will be completed in the EdPlan Logging Wizard and must include all of the required components for Medicaid reimbursement;
- Demonstrating knowledge and understanding about IDEA, Part C and IDEA, Part C regulations.



## **2503: RE-REFERRAL AND RE-ACTIVATION PROCEDURES**

**(updated January 2021)**

When a child is re-referred to SoonerStart after the EdPlan record has been inactivated, the status of the child when the file was closed in the database and the length of time the file has been closed determines whether the child is reactivated in the EdPlan database to continue services or reactivated with a new referral date.

### **Re-referral – Exited before Screening or Evaluation Completed**

Upon reactivation, the child's referral and intake pages in EdPlan will be editable if the child exited (record inactivated) during the referral or intake process. Enter the new referral date and information before proceeding with updating the Intake and scheduling a screening or evaluation.

### **Re-referral – Exited, Not Eligible at Previous Evaluation**

Upon reactivation, the child's referral and intake pages in EdPlan will be blank. Enter the new referral date and intake information. Conduct an evaluation or obtain medical documentation to determine *initial* eligibility according to SoonerStart policies.

### **Re-referral – Exited Less Than Six Months FOLLOWING INITIAL ELIGIBILITY**

The original referral date in the EdPlan record will not change when a child is re-referred less than 6 months after the initial eligibility evaluation was completed. Reactivate the child's record and schedule the initial IFSP. Although the IFSP may be past the 45-day timeline, document in the progress notes that the chart was closed and re-opened. If properly documented, the chart is considered in compliance for meeting the 45-day timeline due to exceptional family circumstances. Document this reason in EdPlan when finalizing the IFSP.

### **Re-referral – Exited Less Than Six Months After IFSP Services Initiated**

The original referral date in the EdPlan record will not change when a child is re-referred **less than six months** after the completion of an IFSP service visit. Reactivate the child's record and schedule an IFSP review. The IFSP team must meet to review the child's services and update the IFSP as necessary. IFSP services are written onto the IFSP with the end date(s) being the next scheduled annual IFSP review per the original referral/IFSP.

### **Re-Referral – Exited More Than Six Months Following Initial Eligibility And/Or IFSP Services**

When a child is re-referred more than 6 months after the date of the initial eligibility evaluation or the completion of an IFSP service visit, this is considered a new referral. Reactivate the EdPlan record and cancel the previous referral (on the Intake page) to allow for the new referral date and information to be entered. Enter a new referral date in the EdPlan record. Conduct an evaluation or obtain medical documentation to determine *initial* eligibility according to SoonerStart policies.

### **Re-Referral – Following Exit Due to Completion of IFSP Prior to Reaching Maximum Age**

When a child is re-referred after exiting due to completion of his/her IFSP this is considered a new referral, regardless of the time that has elapsed between the re-referral and the last IFSP service visit. Reactivate the EdPlan record and cancel the previous referral (on the Intake page) to allow for the new referral date and information to be entered. Enter a new referral date in the EdPlan record. Conduct an evaluation or obtain medical documentation to determine *initial* eligibility according to SoonerStart policies.

### **Re-Referral – Exited, Screened with No Concerns**

When a child is re-referred after previously being screened and no concerns noted, this is considered a new referral. Reactivate the EdPlan record and cancel the previous referral (on the Intake page) to allow for the new referral date and information to be entered. Enter a new referral date in the EdPlan record. Conduct an evaluation or obtain medical documentation to determine *initial* eligibility according to SoonerStart policies.

TO INACTIVATE AFTER	DUE TO...	ACTION	RE-REFERRAL	ACTION
<b>Referral</b>	Unable to confirm the referral with family – attempts to contact unsuccessful	Save and Create Event on Referral Page with Parent Notified Date blank. Cancel the referral on the referral page. Inactivate on the Personal Page.	Re-Activate (Referral and Intake Information does not clear –must overwrite)	Enter new referral date and information, schedule eligibility evaluation.
<b>Referral Confirmed or Intake Completed</b>	Attempts to contact unsuccessful, or family declined referral	Save and Create Event on Referral Page with Parent Notified Date completed. Cancel the referral on the Intake Page. Inactivate on the Personal Page	Re-activate (Referral and Intake Information does not clear –must overwrite)	Enter new referral date and information, schedule eligibility evaluation.
<b>Eligibility Evaluation – Eligible</b>	Attempts to contact unsuccessful, or family declined services	Inactivate record on Personal Page. <b>DO NOT CANCEL REFERRAL BEFORE INACTIVATION</b>	< 6 months, Re-activate, keep same referral date	Schedule initial IFSP. Note Family reason for missed timeline
			> 6 months, Re-activate, Cancel Referral on Intake Page. (Referral dates do not clear)	Enter new referral date and information, schedule eligibility evaluation.
<b>Eligibility Evaluation – Not Eligible</b>	Ineligibility	Inactivate record on Personal page <b>DO NOT CANCEL REFERRAL BEFORE INACTIVATION</b>	Re-activate (Referral and Intake pages are cleared)	Enter new referral date and information, schedule eligibility evaluation.
<b>ASQ3 Screening</b>	No concerns	Inactivate on Personal Page <b>DO NOT CANCEL REFERRAL BEFORE INACTIVATION</b>	Re-activate, Cancel Referral on Intake Page. (Referral and Intake Information does not clear)	Enter new referral date and information, schedule eligibility evaluation
<b>IFSP</b>	1. Attempts to contact unsuccessful, or family declined services	Inactivate on Personal Page <b>DO NOT CANCEL REFERRAL BEFORE INACTIVATION</b>	< 6 months, Re-activate, keep same referral date	Schedule IFSP review and continue services
			> 6 months, Re-activate, Cancel Referral on Intake Page. (Referral dates do not clear)	Enter new referral date and information, schedule eligibility evaluation
	2. Completion of IFSP Prior to Reaching Maximum Age		<b>CONSIDERED NEW REFERRAL</b> Re-activate, Cancel Referral on Intake Page. (Referral dates do not clear)	Enter new referral date and information, schedule eligibility evaluation

At Age 3	Transitioned	Inactivate on Personal Page	N/A	N/A
----------	--------------	--------------------------------	-----	-----

## 2504: TRANSFER PROCEDURES

When a family moves to another SoonerStart site, portions of the paper chart and the electronic record must be transferred to the new site.

### **Family Notifies SoonerStart That They Are Moving:**

When a family reports that they are moving to a new location in the state, the Resource Coordinator provides the family with the contact information of the SoonerStart office in the new area. The Resource Coordinator obtains the change of address information from the family and updates EdPlan with the new information on the Referral Page. The Resource Coordinator notifies their Regional Early Intervention Coordinator (REIC) by email that the child needs to be transferred. The email notification should contain:

- a. Child's full name
- b. Child's DOB
- c. Child's local ID
- d. New SoonerStart site

The REIC transferring the record from the original site will:

- a. Verify that EdPlan is up-to-date and all appropriate events created.
- b. Enter the new SoonerStart site location on the child's Personal page, and SAVE.
- c. Enter the name of the designated Resource Coordinator or REIC on the child's Parents/Team page. This person is primarily responsible for coordinating services at this site or may re-assign to another Resource Coordinator. SAVE.
- d. Notify the REIC/RC at the receiving site by email that a child has been transferred to their caseload and site.

The Resource Coordinator or REIC at the original site is responsible for ensuring the COPIES of the following chart documents are mailed to the new EI site for monitoring and accountability (Do not include test protocols or medical records):

- **Provider Progress Notes (last 6 months of services only) – only if determined pertinent for continued services and/or documenting cancellations or no-shows impacting timelines.**
- **Any additional chart information determined pertinent for continued services**

If the child transfers to another SoonerStart site before an eligibility evaluation is completed, the RC from the sending site should cancel the referral before notifying their REIC that the record needs to be transferred. This allows the RC/REIC at the new site to enter in the date he/she receives the referral and the date of contact with the family and begin a new 45-day timeline.

If the child has been determined eligible by the former site team, the ORIGINAL referral date is retained in the database and an initial IFSP is scheduled. Although the record may reflect that the IFSP is past the 45-day timeline, it should be documented in the progress notes or the EdPlan contact log that the chart was

transferred. If properly documented, the chart is considered to be in compliance for meeting the 45-day timeline due to exceptional family circumstances.

If the child has an active IFSP and is currently receiving early intervention services, the new Resource Coordinator should schedule an IFSP meeting with the family and new service provider(s) to review outcomes and service delivery.

It is the sending REIC's responsibility to verify that all data (include ECOs, if applicable) have been entered into EdPlan BEFORE the record is transferred to another site and the receiving REIC's responsibility to verify that EdPlan is current before assigning a new Resource Coordinator.

### **Family Does Not Notify SoonerStart That They Are Moving:**

When a family arrives at a new SoonerStart site and reports that they were receiving services at another SoonerStart site:

1. The new Resource Coordinator or REIC searches EdPlan for further information regarding the status of the child.
2. If the record is currently "active" in EdPlan, the new REIC will notify the former Resource Coordinator/REIC by email that the child needs to be transferred to the new site.
3. The former Resource Coordinator/REIC verifies that EdPlan is up-to-date and that all data has been entered.
4. The former REIC then notifies the new REIC by email that the record is ready to be transferred. The new REIC will update the child's EdPlan record with the new Resource Coordinator's name, the new site and any new demographic information for the child.

If the child has not had an eligibility evaluation completed, the referral is cancelled by the sending site so that a new referral date can be entered along with the new site and new RC's name.

If the child has been determined eligible by the former site team, the ORIGINAL referral date is retained in the database and an initial IFSP is scheduled. Although the record may reflect that the IFSP is past the 45-day timeline, it should be documented in the progress notes or EdPlan contact log that the chart was transferred. If properly documented, the chart is considered to be in compliance for meeting the 45-day timeline due to exceptional family circumstances.

If the child has an active IFSP and is currently receiving early intervention services, the ORIGINAL referral date is retained in the database. The new Resource Coordinator should schedule an IFSP meeting with the family and new service provider to review outcomes and service delivery. If the child is "inactive" in EdPlan, see **Section 2503: SoonerStart Re-Referral and Re-Activation Procedures**.

The former EI unit will mail COPIES of the following to the new EI unit for monitoring and accountability (Do not include test protocols or medical records):

- **Provider Progress Notes (last 6 months of services only) – only if determined pertinent for continued services and/or documenting cancellations or no-shows impacting timelines.**

- **Any additional chart information determined pertinent for continued services**

**Transfer of Records – Out of State:**

The Resource Coordinator receives a written release for SoonerStart records from another EI program in another state. Follow procedures outlined in **Section 2511: Releasing Confidential Information** to send copies of the:

- Multidisciplinary Evaluation and Child Assessment Team Summary (MECATS)
- Individualized Family Service Plan – current

Original records remain in the SoonerStart office where the chart was initially opened and are maintained and stored according to the procedures noted in **Parent Rights for SoonerStart Services – Notice of Procedural Safeguards (Appendix H)**.

## 2505: APPOINTMENTS AND MISSED SERVICES

Consistent with the provisions of the Individuals with Disabilities Education Act (IDEA), Part C, the frequency and length of SoonerStart services is decided by the family and SoonerStart staff at the Individualized Family Service Plan (IFSP) meeting. Unforeseen events, such as provider illnesses and family emergencies, as well as planned activities such as trainings or vacations etc. should be considered and discussed with the families when determining IFSP services.

Service providers schedule appointments with SoonerStart families at mutually agreed upon times according to the frequency and length of services outlined in the child's IFSP. These appointments may or may not be on the same day or time from week to week or month to month. It is the provider's responsibility to ensure that the total number of promised services to the child occur as outlined in the IFSP. Only a scheduled appointment that is cancelled by the provider or the family is considered a "missed service." When an official announcement is made which authorizes the local SoonerStart site or county health department to maintain only essential services due to hazardous weather conditions, any SoonerStart service previously scheduled for that day(s) is not considered a "missed service."

NOTE: If the IFSP Service Delivery page indicates **weekly or bi-weekly** services then the provider is obligated to provide the service as written. For example, if the family's typical early intervention services occur on Mondays, but a holiday falls on a Monday, the service provider must offer the family an intervention visit on another day of that same week.

If a family cancels, refuses services from an assigned SoonerStart provider, or does not make the child available for the scheduled appointment, the family is not entitled to make-up services that result from missed services.

If a SoonerStart provider cancels or fails to provide services in accordance with a current IFSP, the site/provider must offer the family the opportunity to receive make-up services following the missed services. Make-up services must be provided within the IFSP effective dates whenever possible unless the family declines to make-up the missed services. If the family agrees to make-up the missed services, but the family is unavailable or refuses to accept two different offered appointment dates, the family forfeits the missed services.

All missed services and the follow-up actions must be documented on a service provider progress note or in the EdPlan contact log.

### Intake/Screening Appointments:

- If a family **cancels** the first scheduled intake/screening appointment, the RC should make 2 attempts to reschedule the appointment with one attempt being in writing (letter) as soon as possible. If the family does not respond to the letter by the specified date, the RC will cancel the referral and inactivate the record.



- If a family **misses/no shows** a scheduled intake/screening appointment, the Resource Coordinator (RC) should attempt to reschedule the appointment. The RC will make **one** contact attempt in writing (letter) and will require the family to contact the RC within 5 working days (letter must include a “contact by” date). If the family does not respond by the specified date, the RC will cancel the referral and inactivate the record.
- If a family **cancels** a “*rescheduled*” intake/screening appointment the RC will make **one** contact attempt in writing (letter) and will require the family to contact the RC within 5 working days (letter must include a “contact by” date). If the family responds, the RC will offer to schedule the child in the first available evaluation slot to ensure that the 45 day timeline is met. If the family does not respond by the specified date, the RC will cancel the referral and inactivate the record.
- If a family **misses/no shows** a “*rescheduled*” intake/screening appointment and the family does not contact the SoonerStart office *within 24 hours* following the missed/no show appointment to reschedule, the RC will cancel the referral and inactivate the child’s record.
- Intake/screenings that are cancelled by the RC should be rescheduled as soon as possible.

#### **Eligibility Evaluation Appointments:**

- If a family **cancels** the first scheduled evaluation appointment, the RC should make 2 attempts to reschedule the appointment with one attempt being in writing (letter) as soon as possible. If the family does not respond to the letter by the specified date, the RC will cancel the referral and inactivate the record (If a screening was completed prior to the evaluation, do not cancel the referral before inactivating).
- If a family **misses/no shows** the first scheduled eligibility evaluation appointment, the RC should attempt to reschedule the appointment. The RC will make **one** contact attempt in writing (letter) and will require the family to contact the RC within 5 working days (letter must include a “contact by” date). If the family does not respond to the letter by the specified date, the RC will cancel the referral and inactivate the record (If a screening was completed prior to the evaluation, do not cancel the referral before inactivating).
- If a family **cancels** a “*rescheduled*” evaluation appointment, the RC will make **one** contact attempt in writing (letter) and will require the family to contact the RC within 5 working days (letter must include a “contact by” date). . If the family does not respond to the letter by the specified date, the RC will cancel the referral and inactivate the record (If a screening was completed prior to the evaluation, do not cancel the referral before inactivating).
- If a family **misses/no shows** a “*rescheduled*” evaluation and does not contact the SoonerStart office *within 24 hours* following the missed/no show appointment to reschedule, the RC will cancel the referral and inactivate the child’s record. (If a screening was completed prior to the evaluation, do not cancel the referral before inactivating).
- Evaluations that are cancelled by SoonerStart staff should be rescheduled as soon as possible.

#### **Initial IFSP Appointments:**

- If a family **cancels** the first scheduled Initial IFSP appointment, the RC should make 2 attempts to reschedule the appointment with one attempt being in writing (letter). If the family does not respond

to either contact attempt, the RC will send a PWN to the family which includes the date of the cancelled appointment and inactivate the record.

- If a family **misses/no shows** the first scheduled Initial IFSP appointment, the RC will make **one** contact attempt in writing (letter) and will require the family to contact the RC within 5 working days (letter must include a “contact by” date). If the family does not respond by the specified date, the RC will send a PWN to the family which includes the date of the missed appointment and inactivate the record.
- If a family **cancels** a “rescheduled” IFSP appointment, the RC will make **one** contact attempt in writing (letter) and will require the family to contact the RC within 5 working days (letter must include a “contact by” date). If the family does not respond by the specified date, the RC will send a PWN to the family which includes the date of the cancelled appointment and inactivate the record.
- If a family **misses/no shows** a “rescheduled” Initial IFSP appointment and does not contact the SoonerStart office *within 24 hours* following the missed/no show appointment to reschedule, the RC will make **one** attempt to contact the family.
  - *The contact attempt must be in writing (letter) and will require the family to contact the RC within 5 working days (letter must include a “contact by” date). The letter must also be accompanied by a Prior Written Notice notifying the family of the missed IFSP appointment(s) including the date(s) of the missed appointment(s).*
  - *If the family does not respond by the specified date, the RC will inactivate the record.*
  - *If the family responds to the letter and requests to continue SoonerStart services, another Initial IFSP appointment will be rescheduled.*
  - *If the family responds and declines to participate in further services, the RC will document the family’s request in the EdPlan Contact Log and inactivate the child’s record.*
- Initial IFSP appointments that are cancelled by SoonerStart staff should be rescheduled as soon as possible

### **Ongoing Intervention Appointments:**

- If a family **misses/no shows or cancels** three consecutive ongoing early intervention appointments, the service provider will make one attempt to contact the family by phone to determine whether or not they are interested in continuing SoonerStart services. Service providers should document this attempt to contact either in the EdPlan Contact Log.
  - If the service provider is unable to make contact with the family by phone or upon reaching the family and the family declines to continue services, the service provider will then notify the RC. If the family has declined further services, the RC will send PWN to the family and inactivate the child’s record. If the service provider was unable to make contact with the family, the RC will send a contact letter asking the family to contact the RC and/or Service Provider within 5 working days (letter must include a “contact by” date). The letter must also be accompanied by a Prior Written Notice notifying the family of the attempts to contact/reschedule and the timeframe for the record closure (the “contact by” date).
  - If the family does not respond by the specified date, the RC and/or Service Provider will take necessary steps to inactivate the record.

- If the family responds to the contact attempts and requests to continue services, an intervention appointment will be rescheduled.
- If the family responds to the letter and declines to participate in further services, the RC and/or Service Provider will take steps to inactivate the child's record and will send a Prior Written Notice regarding the family's request to decline further services.
- Ongoing intervention appointments that are cancelled by the family or SoonerStart staff should be rescheduled. (This includes missed/no show appointments that are followed by a call from the family with 24 hours of the missed/no show appointment.)

## 2506: COMPENSATORY SERVICES

Compensatory services are services provided to the family to make up for a delay in implementation of services or missed services which were promised on the IFSP, when the missed services or delay is attributed to the SoonerStart program or SoonerStart staff. Families are *eligible* for compensatory services when:

- the initial IFSP meeting date exceeds the 45 day timeline due to system delays.
- the early intervention services cannot begin because there are no providers available to implement services within 15 working days of the IFSP date.
- the service provider is unable to provide services due to his/her own illness or other scheduling conflicts.
- the annual IFSP meeting did not take place in a timely manner and services were stopped because providers did not have authorizations to continue services.

When IFSP services are not available on a timely basis, the SoonerStart team should address provision of compensatory services as part of the IFSP meeting once a service provider is identified or services resumed. Compensatory services are not necessarily one-for-one and are to be decided by the IFSP team which includes the family. If compensatory services are considered necessary due to fewer provided visits than promised on a previous IFSP, the number of compensatory visits may be fewer than previously promised, if acceptable to the family, but cannot be more than the number of visits promised.

Compensatory services are NOT included on an IFSP. These services are provided in addition to the services outlined on a current IFSP. (If visits are added to the number of visits on an IFSP, then they are not considered compensatory).

Compensatory visits are documented on a progress note by the service provider but cannot be billed to Medicaid because they are outside of the IFSP. Progress notes for compensatory visits should be designated by writing “Compensatory” on the top of the note. Compensatory services can also continue past the 3<sup>rd</sup> birthday until the agreed upon extra services are completed.

If a child ages out of SoonerStart and the family is eligible for compensatory services or compensatory services are being provided, the Regional Coordinator is responsible for notifying the Part C Coordinator at the State Department of Education.

## **2507: DATABASE AND DATA ENTRY**

The SoonerStart program utilizes two databases to record information regarding services provided by SoonerStart staff. EdPlan is maintained by the Oklahoma State Department of Education and the PHOCIS database is maintained by the Oklahoma State Department of Health.

The PHOCIS database contains information across all health department programs however, the EI Module is specific to the SoonerStart program. All SoonerStart visits and services provided are entered into the EI module. The PHOCIS database tracks the number of services promised to the child and family and the number of services provided. The child's Early Intervention PHOCIS record remains "open" for 6 months after the child's 3<sup>rd</sup> birthday.

EdPlan maintains the official electronic record for all SoonerStart children. Information from the child's EdPlan record is the source for all data reports generated and submitted to federal and state agencies. Any data errors or omissions can result in incomplete or incorrect data that could ultimately affect state and federal funding for the SoonerStart program.

All SoonerStart staff should review data reports on a regular basis to insure that information has been submitted timely and accurately.

EdPlan contains demographic, evaluation and service provision information regarding every child served in the SoonerStart program. Staff members have access to the children entered into the database that are served in their sites. A statewide search should be completed before entering a new referral into the database to determine if the child is entered as new referral or as a transfer from another site.

Data entry is completed after intake; determination of eligibility (MECATS completion), the initial IFSP and any subsequent IFSP meetings; completion of the entry or exit Childhood Outcome Summary form; the initiation of Transition Planning; the Notification to the LEA; the Transition Planning Conference (TPC) and closure of the SoonerStart file. All staff are responsible to ensure timely data entry in EdPlan no more than 10 working days from the date the event or activity took place.

## 2508: EXITING AND INACTIVATION PROCEDURES

Children may exit the SoonerStart program for any of the following reasons:

1. Aged out at 3 years old
2. Attempts to contact caregiver(s) were unsuccessful
3. Child was screened, but the caregiver has no concerns
4. Completion of IFSP prior to reaching maximum age
5. Deceased
6. Moved out of state
7. Not eligible for early intervention services
8. Withdrawal of child from services or services declined by caregiver(s)

Exiting a child requires inactivating the record in EdPlan. Once the child is inactivated, he or she will no longer show on the site list or case reports.

If attempts to contact the family are unsuccessful or the family declines participation in SoonerStart, the inactivation procedures are based upon where the family is in the SoonerStart process:

1. Referral - If unable to contact the family following the referral to SoonerStart, confirm with referral with no date, cancel the referral on the Referral Page and inactivate the record.
2. Intake – If unable to contact the family following Intake or the family declines referral and further services, confirm the referral and then cancel the referral on the Intake Page. Inactivate the record.
3. Eligibility Evaluation completed - If unable to contact family following Evaluation or family declines the IFSP and further services, do not cancel the referral. Inactivate record.
4. IFSP services in progress - If unable to contact family to schedule intervention visits or family declines further services, do not cancel the referral. Inactivate record.

If the Eligibility Evaluation indicates the child is not eligible or the caregiver has no concerns following an ASQ screening, the record should be inactivated using same date as ineligibility determined or the screening conducted. Do not cancel the referral.

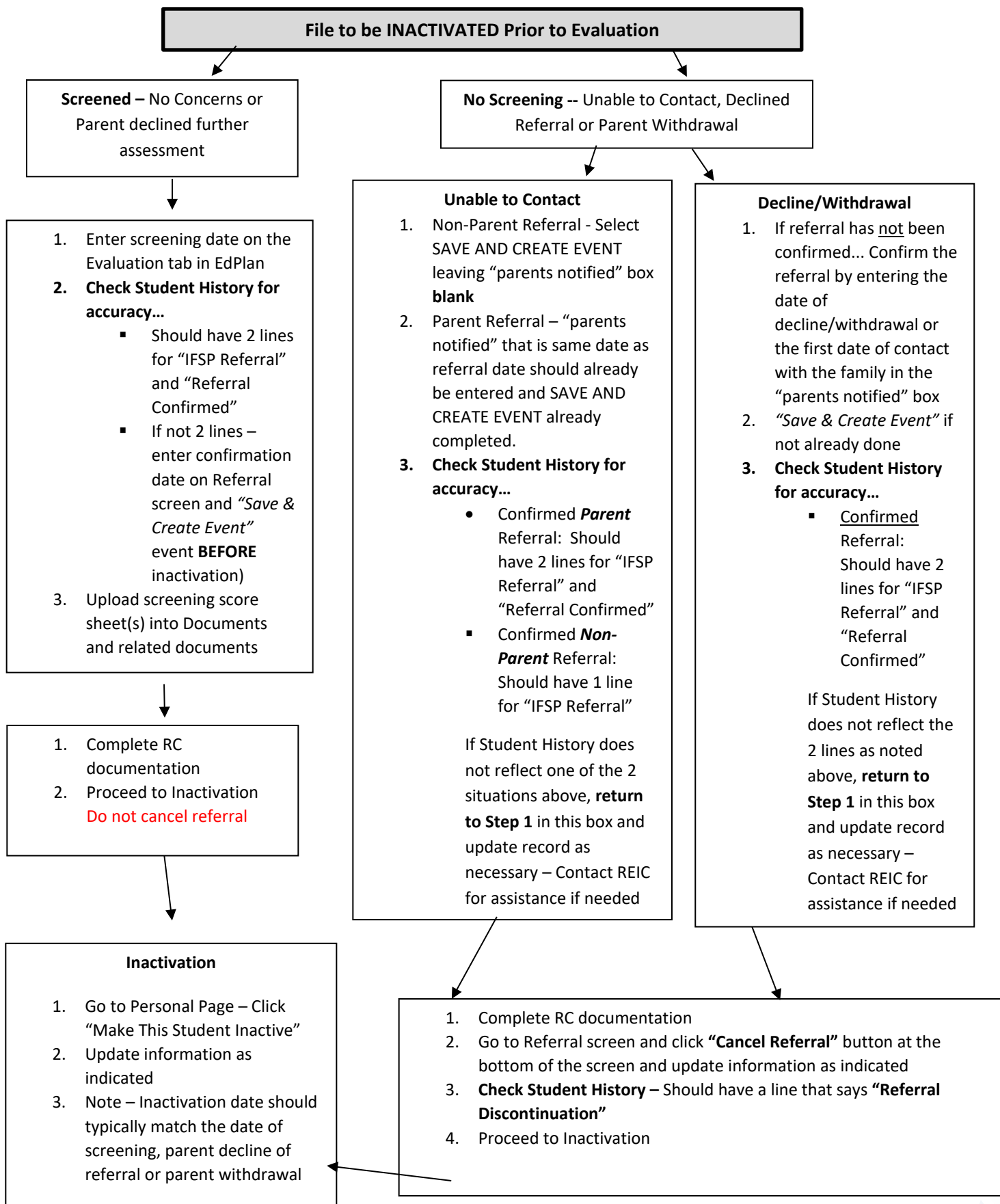
### **Timeline Deadlines for Inactivation**

Reason for exit	Inactivation should occur no more than...
1: aged out	One week after the third birthday (ensure all documentation is up to date)
2: contact unsuccessful	One week after three documented attempts to contact the family**
3: screened/no concerns	One week after screening (ensure screening information was recorded)
4: completed services	One week after services completed
5: deceased	One week after notification
6: moved out	One week after notification
7: not eligible	One week after eligibility is denied

8: declined/withdrew	One week after notification
----------------------	-----------------------------

#### **Checklist for Inactivation**

<b>Step</b>	<b>Things to consider...</b>
Student History	Have all events been created?
Documents	Have all documents been saved?
Contact Log	Is the contact log up to date?
Service End Date	If services are ending early, is the modified end date on the <b>“Service and Environment Page”</b>
ECO/Last date of Service	Over six months of service, has the ECO been entered? Less than 6 months, has the last date of service been added?
1 <sup>st</sup> Intervention Visit	Has the 1 <sup>st</sup> intervention visit been added to the <b>“First Intervention Visit Log”</b> ?
Transition Steps/Services	Have all transition activities been added to <b>the “Transition Steps/Services”</b> page?
Shared with the LEA	If the child is turning three and was referred to the LEA, was the EdPlan record shared with child’s school district?





## 2509: SOONERSTART CLIENT RECORD

(July 2020)

A paper chart/record is not created for a child in the SoonerStart program unless an eligibility evaluation is completed. When a child is referred, an electronic record is opened in the EdPlan database. All documents for the referral and intake process are created in EdPlan or uploaded to the child's record. If a screening is completed, only the screening score sheet(s) will be uploaded. The question/screening booklet(s) will be destroyed.

Following an eligibility evaluation, a paper chart is created by OSDH staff to maintain service provider progress notes, paper testing materials not available in electronic form (i.e. BDI-2 booklets), the Confidential Record form (**Appendix TT**) and other forms required by OSDH. Documents maintained in the child's EdPlan record will not be copied and/or filed in the child's paper chart. The paper charts are maintained at the local SoonerStart site where clerical support staff, together with the majority of the team and Resource Coordinator, are housed.

If a child receives an eligibility evaluation utilizing electronic testing materials, the electronic evaluation results are uploaded to the child's EdPlan record. Electronic testing material and results should not be printed and/or filed in the child's paper record.

The SoonerStart Regional Early Intervention Coordinator (REIC) must maintain, for public inspection, the names of individuals who have access to personally identifiable information for each child in their region. EdPlan also maintains a log of SoonerStart staff who access the child's electronic record. Anyone obtaining access to the child's paper chart, except for parents and authorized staff members (§ 303.406) must use the Confidential Record form to document their access and state the purpose for accessing the record.

### The EdPlan electronic record contains:

- RC and REIC progress notes in the Logging Wizard and/or Contact Log
- Medical documentation of auto qualifier (statement of diagnosis only)\*
- Written letters/correspondence (emails are not required unless needed for non-compliance documentation)
- Hearing/Vision/MCHAT screenings
- Consent for Electronic Communication
- Medicaid consent with signature
- MECATS and signature page, as necessary
- IFSP and signature page, as necessary
- OFRA documents
- PWN consent for screening w/signatures
- PWN consent for evaluation or re-evaluation w/signatures
- ALL other PWN documents
- ASQ3 Screening score page
- ASQ-SE2 questionnaire w/out score page
- Signed Consents to Release Information
- ALL Notifications of Meetings
- System of Payment form (as needed)
- All outside record requests & releases (include DHS requests and ID badges)
- Notification to the LEA
- Autism Spectrum Disorder Screening Results
- Any other documents created and finalized in EdPlan “documents” (Referral, Intake, etc.)
- Documents related to COVID as required by the program

### The paper chart contains:

- Confidential Record with ongoing signatures
- Service Provider progress notes
- BDI & other test booklets (as applicable)
- Other forms as required by OSDH

Medical records are not to be uploaded in a child’s EdPlan record (except for the statement of diagnosis) and are not filed or maintained in a child’s paper chart. Upon receipt of a medical record, the information should be reviewed by the appropriate SoonerStart staff. After review, the medical record is provided to the family or destroyed.

### Closed Records:

The child’s official electronic record is retained indefinitely in the EdPlan database after it is inactivated. This record includes the child’s name, date of birth, parent contact information (including address and phone number), names of service coordinator(s) and early intervention services provider(s), exit data (including year and age upon exit), and any programs the child entered into upon exiting.

If a paper chart is created, it is maintained at the local SoonerStart site office in an **active** or **inactive** status until the child’s third birthday. The child’s inactive paper chart is retained at the local SoonerStart site office

until the child's sixth (6<sup>th</sup>) birthday.\* Following the child's sixth (6<sup>th</sup>) birthday, the contents of the paper chart is scanned and archived digitally in the Oklahoma State Department of Health (OSDH) secured data system (PHOCIS). OSDH will retain paper charts one year after scanning and then they will be destroyed. Information may be accessed from the digital record by OSDH SoonerStart Administrators if necessary. Destruction of the digital record occurs when the child is 25 years of age.

All SoonerStart electronic records and paper charts, both active and inactive, are maintained in a confidential manner.

Parents may request information from their child's early intervention record by contacting the local SoonerStart office before the child's 6<sup>th</sup> birthday or the SoonerStart Program at the Oklahoma State Department of Education at 405-521-4880.

\* Inactive SoonerStart paper charts for **Oklahoma County and Tulsa County** are stored at the local site until the child's 10<sup>th</sup> birthday and then destroyed.

## **2510: CONFIDENTIAL RECORD**

**(July 2020)**

SoonerStart must keep a record of anyone obtaining access to early intervention records, except access by parents and authorized staff members (§ 303.406). The Confidential Record form is used to document access to the child's SoonerStart paper chart and for what purpose (Appendix FF).

The Confidential Record may reflect when an Administrator (OSDE or OSDH) reviews a child's chart; an audit or monitoring takes place; or a Service Provider or Resource Coordinator who is NOT assigned to the child has a reason to review the chart or a particular piece of it. Assigned Resource Coordinators, service providers and clerical support staff are expected to regularly be in the child's chart as part of their official SoonerStart – Part C duties, and are not required to sign in each time. When SoonerStart staff review the child's electronic record documentation of access is indicated in EdPlan.

## **2511: RELEASING CONFIDENTIAL INFORMATION**

*(revised January 2022)*

All SoonerStart staff are expected to adhere to the FERPA regulations protecting the privacy of student education records. Additional protections have been instituted by the Oklahoma State Department of Education (OSDE) in the release of confidential information.

The SoonerStart Regional Coordinator is responsible for determining if child records requested may be released at the local site level or if the request is required to be submitted to the OSDE to be processed through OSDE Legal Services. The REIC is also responsible for ensuring that the release of requested information is documented in the Contact Log of the child's EdPlan record and includes the date and to whom the information is released.

### **Social Security:**

Social Security requests for records to support the application for SSI benefits signed by the parent(s) (Form SSA-827) may be processed at the local level by the Resource Coordinator with the approval of the REIC. The signed SSA-827 specifies that the authorization permits disclosure of all the client's medical or educational information to Social Security and DDS offices for the time period requested. All treatment notes (including psychological counseling notes that are maintained in the SoonerStart record) are covered in this disclosure release. Information provided to the Social Security Administration is utilized to make a determination for granting SSI benefits. While Form SSA-827 authorizes release of the entire record, the SoonerStart REIC may use discretion in providing the most appropriate and applicable documentation (i.e. MECATS, IFSP, progress notes) to assist the Disability Determination Division in determining a child's eligibility. Administrative paperwork such as evaluation consents, prior written notice, notifications of meetings is not needed.

### **Department of Human Services:**

Under Oklahoma statute 10A § 1-6-103, SoonerStart records may be released to the Oklahoma Department of Human Services (DHS) for a child who is in DHS custody or the subject of an investigation of Child Abuse or Neglect or involved in an active Family Centered Services Plan.

Upon receiving a completed Request for Non-Directory Educational Records (DHS Form 04MP070E) from the DHS caseworker and a copy of the DHS caseworker's employee ID badge or ID badge number, the site's REIC or designee may release the requested records or information.

Inactive records for children previously enrolled in SoonerStart may not be released to OKDHS without written parental consent to release information unless the child is 1) in DHS custody, 2) currently involved in an investigation of child abuse or 3) currently involved in an investigation of neglect. SoonerStart may release records upon receipt of a completed "Request for Non-Directory Educational Records" (DHS Form 04MP070E) with one or more of the above three reasons checked accompanied by a scanned copy of OKDHS employee identification badge.

### **Parent Requests to Release Information:**

Parents or legal guardians of a child enrolled or previously enrolled in the SoonerStart program may request that information from their child's record be provided to an outside agency or program by completing a SoonerStart Consent to Release Confidential Information form. The Release form must outline the specific information being released and to whom and be signed by the parent or legal guardian. The signed form is only applicable to a one-time release of the specified information unless indicated on the consent form that sharing of information will be on-going (ex: releasing records to child's primary physician). Parent or legal guardian signatures may be obtained in person, electronically or by mail.

Whenever possible, SoonerStart should provide the parent or legal guardian with a copy of their child's SoonerStart record or any part of the record that is requested, for the caregivers to release as they choose.

### **Information Requests from Other Programs**

Requests for SoonerStart records received from doctors' offices, Head Starts, LEAs or other community programs that bear the signature of the child's parent or legal guardian may be at the local SoonerStart site by the REIC or their designee.

Record requests from an attorney either through a subpoena or a notarized release form should be forwarded to the REIC. The REIC will submit the request to the SoonerStart Executive Director for processing through Legal Services. The OSDE Legal Services will review the request and inform the REIC if the documentation from the child's SoonerStart record should be submitted to Legal Services. Legal Services will make the final decision and be responsible for sending the information to the requestor. If the local site receives telephone calls from the legal firm requesting the status of the release of information, refer the caller to the REIC.

Staff who receive a legal request through a subpoena or court order for verbal information (telephone call, meeting, etc.) regarding a current or former child served in the SoonerStart program should contact his/her supervisor for additional guidance. In most circumstances, it is recommended that the staff person seek the advice of the legal department of their respective agency.

**Procedures For Processing Requests For Confidential Information --- (continued on next page)**

### **Procedures For Processing Requests For Confidential Information:**

1. Check the database to make sure the child is in the local site's service area. If the child is not in the service area, fax or email the request to the appropriate SoonerStart site.
2. Review the records request document to determine if the request is within the scope of records maintained in the SoonerStart record and contains the required signatures. If additional information is necessary, notify the REIC who will follow up with the requesting agency or program.
3. Make a copy of the records request document and upload to the Documents page in the child's EdPlan record.
4. Fax or scan/email the requested record information to the requesting agency or program with the permission of the REIC.
5. Document release of records in the Contact Log in the child's EdPlan record.

## 2512: ADOPTION RECORD PROCEDURES

### PROCESSING ACTIVE SOONERSTART RECORDS

#### Existing EdPlan Record

Upon receiving a copy of an adoption decree, the existing EdPlan record documents must be printed per the following steps:

#### Existing EdPlan Record:

1. Go into Documents and Create Final of Contact Log
2. Print ALL documents including the Contact Log from the Documents section of the child's EdPlan record. Early Childhood Outcomes (ECOs) are not printable and are not required to be processed to include in the sealed adoption record.
3. When finished with using pre-Adoption record to create new EdPlan record, email the REIC that pre-Adoption record may be inactivated.
4. REIC will notify State EdPlan Manager that child's EdPlan record should be inactivated due to adoption.

#### Sealing the existing SoonerStart chart for child who has been adopted:

Loosely file the documents printed from the child's previous EdPlan record and in the current paper chart. This will help with organizing the information you are going to separate into the sealed envelope and the new chart. Put information in two piles with the assistance of the table below:

Forms/Documents/Notes	Sealed Envelope	New Physical Chart
Copy of Adoption Decree	X	
Confidential Record	X	You will create a new one
Referral/Intake/Change of Demographics (Paper copies)	X	
Signed Consents including OSDH Consent for Service (Paper copies*)	X	
PHOCIS Demographic Report or PHOCIS Worksheet	X	
RC & Service Provider Progress Notes (including anything pulled from the Contact Log in EdPlan & emails)	X	X Only if needed
MECATS	X	You will create a new one in EdPlan
ASQ, ASQ/SE, Hearing Screening/Reports, Vision Screening/Reports, MCHAT, Testing Protocols	X	
IFSPs	X	You will recreate the most recent one in EdPlan
Releases	X	



Correspondence (Notification of Meetings, WN, Medicaid WN, Letters, Fax Cover Letters)	including those printed from EdPlan	
Medical Records, Documentation of diagnoses	X If not needed for continuing services	X As needed for continuing services, identifying information must be redacted

\*Paper copies = not developed in EdPlan or consents received prior to EdPlan

File documents that are to be sealed (based on the table above) in a sealed Envelope:

1. Label the envelope with child's old name and date of birth
2. Add an additional label with the statement below.

UNDER SEAL – DO NOT RELEASE  
INFORMATION WITHOUT COURT ORDER  
OR IF REQUESTED FOR INTERNAL AUDIT

3. Seal the envelope with confidential packing tape. If you do not have confidential packing tape. You can use normal packing tape and label the tape as confidential with permanent marker.
4. File the sealed envelope in the closed records under the child's old name.

#### New EdPlan Record:

Enter a new referral in EdPlan with the child's new name and demographic information. The most recent data from the current/old EdPlan record (referral reason and source, Intake, Evaluation, MECATS, IFSP, ECO, Transition) should be re-entered in the new EdPlan record per the following steps:

1. Add the child to EdPlan with the new name.
2. Re-enter information on the Personal Page with the child's new name and/or caregivers.
3. Re-enter Referral with the child's new name and/or caregivers. Use the original dates of referral and parent notified date. Save Referral in Documents.
4. Re-enter Intake with the child's new name. Use the original dates. Save Intake in Documents.
5. Re-enter and finalize MECATS with child's new name. Use original dates.
5. Re-enter and finalize most recent Initial or Annual IFSP with child's new name.
6. Re-enter 1<sup>st</sup> intervention visit from most Initial or Annual IFSP.
7. Re-enter entry ECO.

#### CREATING A NEW SOONERSTART CHART FOR CHILD WHO HAS BEEN ADOPTED:

1. Label a new file folder with the child's new name.
2. The Lead Clinician and the Regional Coordinator (or their designees) should review all forms/documents/notes set aside based on the table above (New Physical Chart) for a final determination of existing documents that are pertinent to the child's services.

3. Redact all identifying information on the documents to be filed in the new physical chart. Using a black permanent marker, black out all identifying information. After information is redacted, copy the redacted forms/documents/notes. Review the copies to ensure that no identifying information can be seen through the blacked-out information. Repeat the process if necessary. **Shred all original redacted copies.**
4. Write the child's new name, adoptive parents' names and contact information on the copied, redacted document.
5. File the forms/documents/notes in the child's new chart.
6. Include a new Confidential Record form with the appropriate signatures and date that the new chart is created and reviewed.
7. File as appropriate with current SoonerStart charts.

#### **FIRST INTERVENTION VISIT FOLLOWING CREATION OF NEW CHART**

1. Have family complete a new PHOCIS worksheet.
2. Create a new Medicaid Written Notice with the date originally developed and provide to adoptive family.
3. Update and get parent signatures on releases including the Texting/Emailing release with Child's new name.
4. Print new consents for screening and/or evaluation with the child's new name in EdPlan. Get parent signatures and date to match the original consents with the child's former name.
5. Print the signature page of the MECATS and IFSP with the child's new name from EdPlan. Get parent signatures and dates to match the original signature dates on the old documents with the child's former name.

#### **LEGAL NAME CHANGE:**

In the event that a child's name is legally changed outside of the adoption process, enter the new name on the child's personal page in EdPlan and update the database. Forms and documents contained in the child's SoonerStart chart may be re-printed or the child's name lined through and the new name written above it.

#### **CREATING AND PROCESSING ADOPTED CLIENT RECORDS IN PHOCIS:**

When a SoonerStart child is adopted, the PHOCIS database must also be updated. If the child has participated in other OSDH programs, clerical support staff may need to take additional steps to ensure that the original record is archived appropriately. Clerical support staff should contact the OSDH Records Consultant for their region for additional support.

#### **SOONERSTART RECORDS FOR CHILD ADOPTED THAT ARE INACTIVE UNDER AGE THREE**

If SoonerStart receives an adoption decree for a child under the age of three, who was previously served (inactive) in the SoonerStart program, it should be placed in the Administrative section of the closed paper chart.

Place the contents of the closed paper chart in an envelope and write a statement across the face of the envelope: UNDER SEAL-DO NOT RELEASE INFORMATION WITHOUT COURT ORDER or IF REQUESTED FOR INTERNAL AUDIT. Record the birth name, date of birth and date the record is eligible for destruction (25 years from date of adoption) on the outside of the envelope. Use confidential packing tape to seal the envelope. Re-file the closed chart.

The EdPlan electronic record should not be changed, modified or deleted while it remains inactive. If the child is re-referred less than 6 months from the last date of services and the site is notified that the child was previously referred under a different name, follow the instruction provided earlier in this section for “EdPlan record for child who has been adopted”. If the child is re-referred more than 6 months from the last date of services and the site is notified that the child was previously referred under a different name, enter the child as a new referral into EdPlan and notify the EdPlan Program Manager that the previous EdPlan record should be inactivated due to adoption.

### **SOONERSTART RECORDS FOR CHILD ADOPTED AFTER AGE THREE**

If SoonerStart receives an adoption decree for a child over the age of three, who was previously served (inactive) in the SoonerStart program, it should be placed in the Administrative section of the closed paper chart.

Place the contents of the closed paper chart in an envelope and write a statement across the face of the envelope: UNDER SEAL-DO NOT RELEASE INFORMATION WITHOUT COURT ORDER or IF REQUESTED FOR INTERNAL AUDIT. Record the birth name, date of birth and date the record is eligible for destruction (25 years from date of adoption) on the outside of the envelope. Use confidential packing tape to seal the envelope. Re-file the closed chart.

The EdPlan electronic record should not be changed, modified or deleted. Adoptive parents requesting SoonerStart records must have proof of the child’s original name (while in SoonerStart program) and proof of adoption of the child. After verifying documents and obtaining a written release of information, the EdPlan record may be printed with all demographic information related to the child redacted according to the procedures outlined above. This includes the parent(s) name, address, phone number and any references to family members. The REIC will send the adoption documentation and redacted record to the Oklahoma State Department of Education Legal Services for release.

## **2513: ELECTRONIC COMMUNICATION WITH SOONERSTART FAMILIES**

Under the Family Educational Rights and Privacy Act (FERPA), SoonerStart employees are legally and ethically obliged to safeguard the confidentiality of child and family information. This presents unique challenges when communicating with families using email and/or texting. There is the potential for others to inadvertently view the information on the family's mobile phone or computer once the information has been transmitted; or the information stored on the transmitting phone or computer may be subject to disclosure through the Oklahoma Open Records Act.

However, email correspondence is efficient, economical, and provides the family with timely information. Texting allows for immediate notifications and responses and is especially useful when scheduling appointments with families. Because emailing and/or texting has become a preferred method of communication between early intervention staff and parents, SoonerStart has procedures in place to protect both the SoonerStart program and the family.

The **Consent for Electronic Communication (Appendix JJ)** must be completed and signed by the parent or caregiver if the family desires to receive information about their child's SoonerStart services electronically.

The **Consent for Electronic Communication** may be signed through the SoonerStart Connect Parent Portal in EdPlan. After confirming that the family has an active email address, the RC will send an Ad Hoc email through EdPlan to activate their access to the SoonerStart Connect Parent Portal. The authorization form, along with any other consent forms created by the RC, will be available for the parent's signature in the parent portal.

The parent/caregiver has the right to terminate their authorization at any time. This request must be in writing, signed and dated. It cannot be retroactive to cover information released by any prior authorization.

SoonerStart staff may only use their institutional email account (sde.ok.gov or health.ok.gov) for electronic correspondence with the family. Text messages to the family may only be sent and received on an official OSDE or OSDH cellular phone. Personal email accounts or personal cellular phones should never be used when communicating with SoonerStart families.

## 2514: GUIDELINES FOR REPORTING SUSPECTED CHILD ABUSE OR NEGLECT

Oklahoma State law (10A O.S. 1-2-101) requires every person, private citizen or professional, who has reason to believe that a child under the age of 18 is a victim of abuse or neglect, to immediately report the matter to the Department of Human Services, at the statewide hotline (1-800-522-3511). As employees of the State of Oklahoma, ALL SoonerStart staff (both Oklahoma State Department of Health and Oklahoma State Department of Education) must follow the reporting procedures outlined in this document.

House Bill 2259 amending child abuse and neglect reporting requirements was signed into law in May of 2018. Staff are now required to report suspected child abuse and/or neglect “immediately.” SoonerStart defines “immediately” as no more than ONE HOUR following the interaction with a SoonerStart family that precipitated the knowledge or suspicion of possible child abuse and/or neglect. If an employee has reason to believe that a child is in immediate physical danger, the employee must contact local law enforcement in addition to making a report to the OKDHS Child Abuse Reporting Hotline.

Following the verbal report to the OKDHS Child Abuse Reporting Hotline, the employee should immediately complete the **Child Abuse Reporting Form (ODH Form 333F) (Appendix CC)** including as much information as possible. The documented information should objectively and accurately reflect the nature of the abuse and/or neglect without overstating or minimizing the incident(s).

The original completed Child Abuse Reporting Form (ODH Form 333F), should immediately be mailed to the OKDHS office where the child resides or where the injury occurred--whichever office seems most reasonable. The “One Week Follow-Up” Section of the Child Abuse Reporting Form (Form 333F), will be left incomplete. One copy of the completed Child Abuse Reporting Form (ODH form 333F), should then be filed in the in the administrative section of that child’s medical record (Health Department record). A progress note should be made stating only “ODH Form 333F completed” and filed in the SoonerStart record.

If the child is not a Health Department client, a medical record should be opened for that child and the Child Abuse Reporting Form (ODH Form 333F), should be filed in the administrative section of that medical record. A progress note should be made stating only “ODH Form 333F completed” and filed in the SoonerStart record. A separate file should be established in each county health department to contain “Child Abuse Reporting Forms,” (ODH Form 333F) related to child abuse reports made on behalf of children whose names are not known. For the Oklahoma County and Tulsa County sites, a Health Department administrative file should be created and maintained per Health Department policies for confidential records.

Approximately one week after the report was made the “One Week Follow-Up” section of the Child Abuse Reporting Form (ODH Form 333F), should be completed. The form should be returned to its appropriate place in the child’s medical record.

**Oklahoma State Department of Health employees should send a copy of the completed form to:**

The Oklahoma State Department of Health  
The Family Support & Prevention Service  
1000 Northeast Tenth Street, 7th Floor  
Oklahoma City, Oklahoma 73117-1299

**Oklahoma State Department of Education employees should send a copy of the completed form to:**

Mark Sharp, Executive Director – SoonerStart  
Oklahoma State Department of Education  
2500 N. Lincoln Blvd.  
Oklahoma City, OK 73105

Please state “CONFIDENTIAL” on the outside of the envelope.

Failure to report suspected abuse is a crime – legally and morally. No person, regardless of his or her relationship with the child or family, is exempt from reporting suspected abuse. A person reporting in good faith, however, is immune from both civil and criminal prosecution.

SoonerStart staff having a reason to believe a child is a victim of abuse or neglect are legally responsible for making certain that the report is called in to the statewide hotline. Reporting suspicion to a supervisor or another SoonerStart staff does not satisfy this legal responsibility. The absence or unavailability of a supervisor should not delay reporting. Oklahoma State Department of Health (OSDH) employees and Oklahoma State Department of Education (OSDE) employees must complete ODH Form 333F Suspected Child Abuse and Neglect Reporting Form. This reporting form has been made available to all SoonerStart sites. Please refer to ODH Form 333F and instructions for completing which include procedures for routing and filing. The child abuse report is not education related; therefore, it will not be retained in the child’s SoonerStart Early Intervention record.

If a SoonerStart employee receives second-hand information from someone outside of SoonerStart that a child is a victim of abuse or neglect, the situation must be addressed. The SoonerStart employee should request that the person with the direct knowledge of the abuse or neglect immediately make the report to OKDHS and offer assistance in calling the statewide hotline. The report to OKDHS must be made in the presence of the SoonerStart employee who received the second-hand information to ensure that the report is actually made. However, if the person who has direct knowledge refuses to report, the SoonerStart employee must immediately call the statewide hotline. If, at any point in time, the person receiving the second-hand information has a reason to believe a child is a victim of abuse or neglect, said person must promptly report the matter to DHS as provided herein.

A report of believed abuse or neglect is a request for an investigation to gather facts and protect the child from further harm. Proving abuse or neglect prior to reporting is not required. Investigation and validation of child abuse and/or neglect reports are the responsibility of OKDHS. If additional incidents of abuse or neglect

occur or are believed after the initial report has been made, another referral to OKDHS with the additional concerns and information should be made.

The fact that SoonerStart is a voluntary program has no relation to the state mandate that suspected child abuse or neglect must be reported to OKDHS. Often SoonerStart staff have a strong established relationship with the family and staff members are uncomfortable reporting their suspicions. They may think that they can work with the family without involving OKDHS or law enforcement. While reporting does not guarantee the family situation will improve, not reporting guarantees that if the abuse and/or neglect exists, the child will continue to be at risk of further harm, and perhaps more serious harm.

## **Statutory Definitions:**

### **Abuse:**

"Abuse" means harm or threatened harm to the health, safety, or welfare of a child by a person responsible for the child's health, safety, or welfare, including but not limited to nonaccidental physical or mental injury, sexual abuse, or sexual exploitation. Provided, however, that nothing contained in the Oklahoma Children's Code shall prohibit any parent from using ordinary force as a means of discipline including, but not limited to, spanking, switching, or paddling.

"Harm or threatened harm to the health or safety of a child" means any real or threatened physical, mental or emotional injury or damage to the body or mind that is not accidental including but not limited to sexual abuse, sexual exploitation, neglect or dependency.

"Sexual abuse" includes but is not limited to rape, incest, and lewd or indecent acts or proposals to a child, as defined by law, by a person responsible for the health, safety, or welfare of a child.

"Sexual exploitation" includes but is not limited to allowing, permitting, encouraging, or forcing a child to engage in prostitution, as defined by law, by any person eighteen (18) years of age or older or by a person responsible for the health, safety, or welfare of a child, or allowing, permitting, encouraging, or engaging in the lewd, obscene, or pornographic, as defined by law, photographing, filming, or depicting of a child in those acts by a person responsible for the health, safety, and welfare of the child.

### **Neglect:**

"Neglect" means:

1. The failure or omission to provide any of the following:
  - a. Adequate nurturance and affection, food, clothing, shelter, sanitation, hygiene, or appropriate education,
  - b. Medical, dental, or behavioral health care,
  - c. Supervision or appropriate caretakers, or
  - d. Special care made necessary by the physical or mental condition of the child
2. The failure or omission to protect a child from exposure to any of the following:
  - a. The use, possession, sale, or manufacture of illegal drugs,
  - b. Illegal activities, or
  - c. Sexual acts or materials that are not age-appropriate, or
3. Abandonment.



## 2515: RETENTION AND DESTRUCTION OF SOONERSTART RECORDS

(July 2020)

A child's SoonerStart records is maintained electronically in "active" status while the child is receiving early intervention services. Upon the child's third birthday, (or earlier if the family discontinues SoonerStart services), the record is placed in "inactive" status and retained indefinitely in the EdPlan database. This record includes the child's name, date of birth, parent contact information (including address and phone number), names of service coordinator(s) and early intervention services provider(s), exit data (including year and age upon exit), and any programs the child entered into upon exiting.

The child's record in the Early Intervention module of the health department's PHOCIS data system will automatically close when the child is 3 years and 6 months of age. Do not manually close the Early Intervention record in PHOCIS.

If a paper chart is created, it is maintained at the local SoonerStart site office in an **active** or **inactive** status until the child's third birthday. The child's inactive paper chart is retained at the local SoonerStart site office until the child's sixth (6<sup>th</sup>) birthday.\* Following the child's sixth (6<sup>th</sup>) birthday, the contents of the paper chart is scanned and archived digitally in the Oklahoma State Department of Health (OSDH) secured data system (PHOCIS) with the **EXCEPTION** of:

- testing materials (BDI booklet, ELAP booklet, etc.)
- medical records
- Resource Coordinator checklists or "to-do" notes for clerical staff

Testing protocols, medical records and checklists should be destroyed immediately following the submission of the paper record to OSDH.

OSDH will retain paper charts one year after scanning and then they will be destroyed. Information may be accessed from the digital record by OSDH SoonerStart Administrators if necessary. Destruction of the digital record occurs when the child is 25 years of age.

All SoonerStart electronic records and paper charts, both active and inactive, are maintained in a confidential manner.

Parents may request information from their child's early intervention record by contacting the local SoonerStart office before the child's 6<sup>th</sup> birthday or the SoonerStart Program at the Oklahoma State Department of Education at 405-521-4880.

The SoonerStart Record Retention and Destruction policy will replace the current procedures outlined in the Parents Rights for SoonerStart Services – Notice of Procedural Safeguards provided to families. These procedures are included in the explanation of procedural safeguards given to families at enrollment in the SoonerStart program and annually at the IFSP meeting.

\* Inactive SoonerStart paper charts for **Oklahoma County and Tulsa County** are stored at the local site until the child's 10<sup>th</sup> birthday and then destroyed.

# APPENDIX

## **Appendix: By Appearance in Manual**

A - Public Awareness Plan Templates

B - SoonerStart General Flyer and Process

C - SoonerStart Mission Statement

D - SoonerStart Great Expectations

E - SoonerStart Promise

F - SoonerStart Referral Guide

G – SoonerStart Intake Talking Points

H - Parent Rights for SoonerStart Services – Notice of Procedural Safeguards

I - SoonerStart Release of Confidential Information

J - Surrogate Parent Verification of Training

K - One Page Example of Explanations and Implications of Procedural Safeguards

L - LEA Notification

M – Systems of Payments and Notification to Parents

N - Service Provider Progress Note - ODH 641 with Instructions (303G Included)

O - Automatic Qualifiers List

P - SoonerStart Hearing Screening Form –ODH 331-I

Q - NBHS Reporting Form with Instructions

R - SoonerStart Vision Screening Form – ODH 645

S - Functional Child and Family Outcomes Technical Assistance Document

T - SoonerStart Consent for Medicaid Reimbursement

U - SoonerStart Consent for Release of Confidential Information

V – Parent Childcare Letter

W - Equipment Use Agreement

X - SoonerStart Assistive Technology Request for Use of SoonerStart Funds

Y - Autism Spectrum Disorder (ASD) Screening Results Form

Z - Transition at Age Three: Steps for Success

AA - Oklahoma Parent Center Parent Survey Brochure

BB – Oklahoma Family Interview and Tool

CC - Suspected Child Abuse/Neglect Report Form - ODH 333-F

DD - Client Information Worksheet (CIW)

EE - Route Sheet (Sample)

FF - Confidential Record

GG - Audiology Service Provider Note – ODH 641-A with Instructions

HH – Parent Agreement to Mediate and Request for Mediation

II – SoonerStart Connect Quick Start Guide

JJ – Authorization for Electronic Communication

KK – Oklahoma Family Resource Assessment – Parent Questionnaire

LL – SoonerStart Consent for Audio Recording

MM – Request for Nondirectory Educational Records

NN – M-CHAT-R form

OO – M-CHAT-R/F form

PP – SoonerStart Assistive Technology (AT) Device Demonstration Program

QQ – Hearing Loss Tracking for SoonerStart/NHSP

## SOONERSTART PUBLIC AWARENESS PLAN

**SITE:**

**DATE:**

Target: State and Community Service Agencies

Activity	Materials Needed	Person Responsible	Target Date	Completed Date

## SOONERSTART PUBLIC AWARENESS PLAN

**SITE:**

**DATE:**

Target: Minority, Low-Income, Inner-City or Rural Infants And Toddlers

Activity	Materials Needed	Person Responsible	Target Date	Completed Date

Appendix - A

<div><div>SOONERSTART PUBLIC AWARENESS PLAN</div><div><div>SITE:</div><div>DATE:</div></div><div>Target: Infants and Toddlers with Disabilities Who Are Homeless</div></div>				
Activity	Materials Needed	Person Responsible	Target Date	Completed Date



Appendix - A

<div><div>SOONERSTART PUBLIC AWARENESS PLAN</div><div><div>SITE:</div><div>DATE:</div></div><div>Target: Indian Infants and Toddlers with Disabilities</div></div>				
Activity	Materials Needed	Person Responsible	Target Date	Completed Date

Appendix - A

<div><div>SOONERSTART PUBLIC AWARENESS PLAN</div><div><div>SITE:</div><div>DATE:</div></div><div>Target: Primary Referral Sources (especially hospitals and physicians)</div></div>				
Activity	Materials Needed	Person Responsible	Target Date	Completed Date

Appendix - A

# Welcome to SoonerStart Early Intervention...

## What is SoonerStart Early Intervention?

SoonerStart is a program designed to help parents, other caregivers and children with developmental delays gain the knowledge and confidence they need to be successful in life. Through visits with SoonerStart Early Intervention professionals, the family receives information, support, guidance and consultation about improving the child and families quality of life. It is a program that can be provided in the home, childcare center, the park or other natural settings in the community.

- It is a collaboration among a child's parents, caregivers, childcare providers, SoonerStart Early Intervention professionals and others.
- It is a process that helps the adults in a child's life learn to help the child develop.
- It has been proven to make a family's quality of life better and help adults be more confident in their caregiving abilities.
- It is a service provided to the entire family — not just the child!

## What's it not?

- An interventionist bringing a bag of toys and playing with a child while the parent does something else.
- A program that addresses only children's issues.
- A program with no specific goals or objectives.
- A person telling a family what to do without asking for input.

## What is the key to success of early intervention?

- Partnering with families.
- Early Intervention visits offer adults support so that intervention can happen all day, every day — not just when the professional is present.
- SoonerStart professionals provide emotional support, offer guidance about child development, point families to other community resources, and ensure child and family goals are met. It's a family-centered process that is customized to your individual needs!

## How does it work?

You might have expected home visits to focus only on your child, but early intervention's focus is actually on the adults in the child's life. Why does this work? Because children learn from the interactions and other opportunities that occur in everyday life. You are your child's greatest teacher, and you have the opportunity to work with them throughout the day, every day. We will provide information and support you need to make the most of your "teachable moments" with your child. This way, your child receives quality intervention all the time, not just during home visits.



## Welcome to SoonerStart Early Intervention...

# Our Mission

***Oklahoma SoonerStart Early Intervention builds upon and provides supports and resources to assist family members and caregivers to enhance children's learning and development through everyday learning opportunities.***

### **8 Key Principles:**

- 1.** Early Intervention services for children and families are most effective when agencies and organizations work together to provide services based on family needs.
- 2.** Infants and toddlers learn best through everyday experiences and interactions with familiar people in familiar contexts.
- 3.** All families, with the necessary supports and resources, can enhance their children's and family's learning and development.
- 4.** The primary role of the service provider in early intervention is to work with and support family members and caregivers in children's lives.
- 5.** The early intervention process, from initial contacts through transition, must be dynamic and individualized to reflect the child's and family's preferences, learning styles and cultural beliefs.
- 6.** IFSP outcomes must be functional and based on children's and families' needs and family identified priorities.
- 7.** The family's priorities, needs, and interests are addressed most appropriately by a primary provider who represents and receives team and community support.
- 8.** Interventions with young children and family members must be based on explicit principles, validated practices, best available research, and relevant laws, and regulations.

***Note... #2 through #8 were adopted from "The Workgroup on Principles and Practices in Natural Environments" (OSEP TA Community of Practice—Part C Settings)***



## Welcome to SoonerStart Early Intervention...

# Great Expectations!

*SoonerStart is a program designed to help parents, other caregivers and children with developmental delays gain the skills, knowledge and confidence they need to be successful in life. Through early intervention visits, your family will receive information, support, guidance and consultation about improving your child's quality of life as well as your own. In order for your family to get the most out of your early intervention visits, we would like to share the following information...*

### **What your family can expect FROM SOONERSTART:**

- We will have comprehensive discussions with you regarding your child's level of engagement, independence and social relationships—critical areas of your child's development.
- We will listen to you.
- We will make suggestions for interventions individualized to your child and your family.
- We will be supportive and caring to your entire family, working with you as your partner to meet your goals.
- If we are ill, we will call you to cancel/reschedule your appointment in order to protect the health and well being of you and your family.
- SoonerStart services will be provided as written on the Individualized Family Service Plan (IFSP). IFSP service type, frequency and location are determined by the IFSP team which includes your family and SoonerStart only.
- IFSP services will be individualized to the specific needs of your child and family. This means that your family's services may look very different from another family's services.
- SoonerStart staff will be professional and culturally sensitive at all times.
- SoonerStart staff will be timely for all appointments with your family. If we are going to be late for an appointment, we will make every effort to contact you as soon as possible.
- During times of inclement weather, services may need to be cancelled and rescheduled for the safety of both your family and our staff.



## Welcome to SoonerStart Early Intervention...

# Great Expectations!

### What SoonerStart expects FROM YOUR FAMILY...

- Your involvement in the evaluation of your child — determination of eligibility for SoonerStart services (approximately 2 hours)
- Your participation in the “Routines Based Interview” (RBI) and the development of your Individualized Family Service Plan (approximately 2 hours).
- Active participation during all early intervention visits with your child and family — limited distractions (TV, phone, computer, etc.) during our time with you.
- Feedback from you to the IFSP team — what’s working, what’s not, what you need help with, changes in your child’s health/development, etc.
- When you or your child are ill, that you call and cancel/reschedule your appointment. We see many children (some medically fragile) during a day and don’t want to spread illness to other children or families.
- If you need to change an appointment or you are going to be unavailable for a scheduled appointment, that you call as soon as possible to reschedule or cancel.
- Flexibility in scheduling SoonerStart appointments within program operation hours — our staff see many children each week and may have limited options open for scheduling.
- Intervention visits offer support to the adult caregivers so that intervention with the child can happen all day, every day — not just when a SoonerStart professional is present.



## Welcome to SoonerStart Early Intervention...

# Our promise to you...

As we welcome you to SoonerStart Early Intervention we strive to make this a meaningful and positive experience for you, your child, and your family. We would like to introduce early intervention services to you by explaining that SoonerStart emphasizes the following principles...

- SoonerStart strives to maximize interventions to children.
- More intervention does not come from more services.
- All the intervention that your child receives will come from you between your early intervention visits.
- Our job as the professional is to support you as the parent/caregiver for your child.

### To show this we make the following promise to you:

- We will inform you.
- We will teach you how to teach and do other things with your child.
- We will teach you about your child's disability.
- We will teach you about child development.
- We will give you access to materials you will need.
- We will get equipment (including assistive technology) you may need to enhance your child's development.
- We will make sure you have access to financial resources that you may be entitled to are available.
- We will support you emotionally.
- We will be positive with and about you.
- We will be responsive to you.
- We will pay attention to your whole family, especially the primary caregiver.
- We will be friendly to you.
- We will be sensitive to you.

#### **Information source:**

***"Working with Families of Young Children with Special Needs" edited by R. A. McWilliam 2010 New York Guilford Publications***



# The SoonerStart Process

**REFERRAL** - A referral is made to SoonerStart by the family professional or other concerned individual.

**INTAKE** - A resource coordinator is assigned to your family and the intake process is completed by phone (providing information to you about SoonerStart and obtaining information from you about your child's general health and development).

**SCREENING and/or EVALUATION** - Following the intake process, a developmental screening may be completed to determine if further evaluation/assessment (eligibility evaluation) may be necessary. An eligibility evaluation may be scheduled directly following intake (allow 2 hours).

**Child does not qualify for SoonerStart** - Referrals to other services are made for your child and family.

**Child qualifies for SoonerStart** - The Routines-Based Interview/ Individualized Family Service Plan is scheduled with your family (allow 2 hours).

**Routines-Based Interview (RBI)** - A semistructured interview, conducted by SoonerStart staff, of at least one parent/caregiver, regarding child and family functioning in daily home and childcare routines, for the purposes of selecting a list of functional outcomes or goals for intervention and establishing a positive relationship between your family and SoonerStart.

**Individualized Family Service Plan (IFSP)** - The team will develop a plan (IFSP) that lists the outcomes or goals that result from the RBI and may also include steps and activities related to these outcomes. Family selected IFSP outcomes are designed to meet the needs of your child and family. Based on the IFSP outcomes, services will be decided at this meeting by the IFSP team which includes the family.

**SERVICE DELIVERY** - A primary service provider will meet with your family as often as indicated on the IFSP to work on the identified IFSP outcomes.

**TRANSITION** - When your child is between 27 and 33 months, the IFSP team will develop a "transition" plan to meet your child's and family's needs after the age of three.





## SoonerStart Early Intervention...

# Referral Guide

*SoonerStart is a program designed to help parents, other caregivers and children with developmental delays gain the skills, knowledge and confidence they need to be successful in life. Through early intervention visits, families will receive information, support, guidance and consultation about improving their child's quality of life as well as their own. This referral guide is intended to help you develop a better understanding of the SoonerStart program and process.*

### **Who can make a referral to SoonerStart?**

Physicians and other health professionals, family members, childcare professionals, neighbors, friends and other interested individuals.

### **What referral information is needed?**

- Child's name, gender and date of birth
- Name, address and telephone number of parent or legal guardian
- Reason for the referral
- Child's diagnosed physical or mental condition as applicable
- Child's insurance information, if known
- Your name and contact information

### **Why make a SoonerStart referral?**

Concerns are noted with an infant or toddler's current development based on observation, developmental screening or both. An infant or toddler may have been diagnosed with a physical or mental condition having a high probability of resulting in developmental delay. Examples include, but are not limited to, vision or hearing impairment, chromosomal abnormalities such as Down Syndrome or metabolic disorders.

### **How is a SoonerStart referral made?**

First determine the child's current county of residence and then identify the appropriate SoonerStart office for that county using the chart on the reverse side. Contact the identified office by phone or the family may be provided with the SoonerStart office contact information—a written referral is optional.

### **What does the family need to know?**

Participation in the SoonerStart early intervention program is voluntary. SoonerStart will complete the developmental screening, evaluation of the child's development or both at no direct cost to the family.

### **What happens if the child is eligible for SoonerStart services?**

The family will be given the option to either accept or decline SoonerStart services. If they choose to accept, an Individualized Family Service Plan (IFSP) identifying the needed services and supports for the child and the family will be developed. The family will participate in identifying these services and supports.

## Referral Guide...

# Making the referral

### County of Residence

Adair: (918) 456-8826  
Alfalfa: (580) 233-0650  
Atoka: (580) 924-6562  
Beaver (580) 338-8544  
Beckham (580) 323-2100  
Blaine (580) 323-2100  
Bryan (580) 924-6562  
Caddo: (580) 248-5890  
Canadian: (405) 262-0042  
Carter: (580) 223-9705  
Cherokee: (918) 456-8826  
Choctaw: (580) 286-6628  
Cimarron: (580) 338-8544  
Cleveland: (405) 321-4048  
Coal: (580) 332-2011  
Comanche: (580) 248-5890  
Cotton: (580) 248-5890  
Craig: (918) 256-7531  
Creek: (918) 224-5531  
Custer: (580) 323-2100  
Delaware: (918) 456-8826  
Dewey: (580) 256-6416  
Ellis: (580) 256-6416  
Garfield: (580) 233-0650  
Garvin: (405) 321-4048  
Grady: (405) 224-2022

### County of Residence

Grant: (580) 233-0650  
Greer: (580) 482-7308  
Harmon: (580) 482-7308  
Harper: (580) 256-6416  
Haskell: (918) 647-8601  
Hughes: (405) 273-2157  
Jackson: (580) 482-7308  
Jefferson: (580) 223-9705  
Johnston: (580) 223-9705  
Kay: (405) 372-8200  
Kingfisher: (405) 282-3485  
Kiowa: (580) 482-7308  
Latimer: (918) 423-1267  
LeFlore: (918) 647-8601  
Lincoln: (405) 282-3485  
Logan: (405) 282-3485  
Love: (580) 223-9705  
Major: (580) 233-0650  
Marshall: (580) 924-6562  
Mayes: (918) 456-8826  
McClain: (405) 321-4048  
McCurtain: (580) 286-6628  
McIntosh: (918) 756-1883  
Murray: (580) 332-2011  
Muskogee: (918) 683-0321

### County of Residence

Noble: (405) 372-8200  
Nowata: (918) 335-3005  
Okfuskee: (918) 224-5531  
Oklahoma: (405) 271-9477  
Okmulgee: (918) 756-1883  
Osage: (918) 335-3005  
Ottawa: (918) 256-7531  
Pawnee: (405) 372-8200  
Payne: (405) 372-8200  
Pittsburg: (918) 423-1267  
Pontotoc: (580) 332-2011  
Pottawatomie: (405) 273-2157  
Pushmataha: (580) 286-6628  
Roger Mills: (580) 323-2100  
Rogers: (918) 341-3166  
Seminole: (405) 273-2157  
Sequoyah: (918) 647-8601  
Stephens: (405) 224-2022  
Texas: (580) 338-8544  
Tillman: (580) 482-7308  
Tulsa: (918) 835-8691  
Wagoner: (918) 683-0321  
Washington: (918) 335-3005  
Washita: (580) 323-2100  
Woods: (580) 256-6416  
Woodward: (580) 256-6416

## SOONERSTART INTAKE TALKING POINTS

1. **Best Practice** – Intake/Resource Assessment completed face to face
2. Alternate Option – Intake/Resource Assessment by phone

### When Scheduling the Intake/Resource Assessment...

- Introduce yourself including your title
- Identify the reason for your call
- Provide a brief explanation of SoonerStart
- Arrange a time and location for the Intake/Resource Assessment appointment
- Confirm the child's age and ask for the child's gestational age at birth (This will help you identify the proper ASQ for in home screening if necessary at the intake appointment.)

### When completing the Intake/Resource Assessment...

- Introduce self, your role and the purpose of the Intake/Resource Assessment appointment
- Provide and/or explain SoonerStart documents:
  1. Parent Rights for SoonerStart Services – Notice of Procedural Safeguards
  2. The SoonerStart Program/Process
  3. Consent for Medicaid Reimbursement – explain Medicaid billing procedures
    - Confirm or determine the child's current Medicaid eligibility status
    - Not Required if child is dually insured or not Medicaid eligible
- Discuss and gather information about the following:
  1. EdPlan Intake Screen Information
  2. Family concerns regarding the child
  3. Outside services the child is or has been receiving (Speech, PT, OT, counseling, etc.)
  4. Child's attendance at childcare
    - If the child is in childcare – Talk with the family about their availability to participate in SoonerStart services if the child is eligible.
  5. OK Family Resource Assessment (OFRA)
    - Explain and provide OFRA document to family for them to complete
    - If a parent identifies "immediate needs" per the last question – these should be discussed and addressed
  6. Next steps...
    - Screening – complete **with parent consent\*** (see below)during the Intake appointment
    - Evaluation – Talk with the family about the process of scheduling an evaluation, schedule for first available if possible
    - Automatic Qualifying Condition – Talk with the family about the process of determining eligibility, need for documentation and completing an IFSP. (May need to make plan for how the parent will be able to provide documentation)
- Complete necessary documents/forms
  1. Authorization for Electronic Communication

2. Releases of Confidential Information as needed (may be needed for additional medical and/or therapy records)
3. **PWN/Consent to Screen\*** – If a developmental screening is being completed at the Intake
4. OK Family Resource Assessment (OFRA)
5. PWN/Consent to Evaluate – unless it will be signed at the evaluation
6. Consent to Obtain Audio/Video Recordings and/or Photographs for Professional Development (optional, as needed)

**PARENT RIGHTS FOR SOONERSTART SERVICES**  
**NOTICE OF PROCEDURAL SAFEGUARDS**



**OKLAHOMA**  
***SoonerStart***

**The Individuals with Disabilities Education Act**  
**IDEA – Part C**  
**Program for Early Intervention services**  
**Oklahoma State Department of Education**

# SoonerStart Early Intervention Program

## Parents Rights for SoonerStart Services:

### Notice of Procedural Safeguards

#### Table of Contents

Procedural Safeguards Introduction .....	3
Definitions .....	3
Confidentiality .....	5
Notice to Parents .....	5
Records.....	6
Access to Records.....	6
Amendment to Records.....	7
Consent to Disclose Records.....	8
Destruction of Records.....	8
Parental Consent and Ability to Decline Services.....	9
Prior Written Notice.....	10
Identification of Parent and Use of Surrogate Parent.....	12
Dispute Resolution Options.....	13
Mediation.....	14
Formal Written Complaint.....	16
Impartial Due Process Complaint.....	17
Resolution Session for Due Process Complaint Hearing Request.....	20
Adjustments to the 30 Calendar-Day Resolution Period.....	21
Written Resolution Agreement.....	21
Resolution Agreement Review Period.....	21
Impartial Hearing Officer.....	21
Subject Matter of Due Process Complaint Hearing.....	22
Hearing Rights.....	22
Parental Rights at Hearing.....	22
Additional Disclosure of Information.....	22
Due Process Complaint Hearing Decisions.....	23
Extension of Time.....	23
Finality of Review Decision.....	23
Appeals Process.....	23
Finality of Appeals Decision.....	24
Civil Action.....	24
System of Payments .....	25

# Procedural Safeguards

## Introduction:

Procedural safeguards represent one of the most important protections for children and families within the early intervention system. Federal regulations recognize that families need to be involved personally every step of the way. Providing families with the procedural safeguards and family rights helps ensure that families are involved in the decision-making process regarding services for their child. Rather than being a stand-alone activity, procedural safeguards are best offered to families within the process of participation.

SoonerStart implements the following policies and procedures and enforces failure to comply with these requirements and the requirements in IDEA, Part C through its dispute resolution processes and General Supervision procedures.

## Definitions:

1. ***SoonerStart Early Intervention Program*** - Oklahoma's Early Intervention Program for infants and toddlers, birth to 36 months, who have developmental delays and their families.

As used in this definition, SoonerStart includes all employees, contractors and other individuals associated with SoonerStart, who are involved with children and families, either directly or indirectly, referred to and/or enrolled in the SoonerStart Early Intervention Program.

This may include employees and/or contract providers with the Oklahoma Departments of Education, Health, Human Services, Mental Health and Substance Abuse, Health Care Authority, and Oklahoma Commission on Children and Youth in accordance with the Oklahoma Early Intervention Act. The program is an integrated statewide system that serves all eligible infants and toddlers.

2. ***Consent*** is when a parent:

- A. has been fully informed of all information relevant to the activity for which consent is sought, in the parent's native language;
- B. understands and agrees in writing to the carrying out of the activity for which the parent's consent is sought, and the consent form describes that activity and lists the early intervention records (if any) that will be released and to whom they will be released;
- C. understands that the granting of the consent is voluntary on the part of the parent and may be revoked at any time. If a parent revokes consent, that revocation is not retroactive (i.e., it does not apply to an action that occurred before the consent was revoked).

3. ***Destruction*** means physical destruction of the record or ensuring that personal identifiers are removed from a record so that the record is no longer personally identifiable.

4. **Disclosure** means to permit access to or the release, transfer, or other communication of personally identifiable information contained in early intervention records, to any party, except the party that provided or created the record, by any means, including oral, written or electronic.

5. **Early Intervention Record** means all records regarding a child that are required to be collected, maintained, or used in SoonerStart. Records include, but are not limited to, handwriting, print, computer data, video or audio, tape, film, microfilm and microfiche.

6. **Native language**, when used with respect to an individual who is limited English proficient or LEP means:

- A. the language normally used by that individual, or, in the case of a child, the language normally used by the parents of the child, except as provided in B. below; and
- B. for evaluations and assessments, the language normally used by the child, if determined developmentally appropriate by qualified personnel conducting the evaluation or assessment.

Native language when used with respect to an individual who is deaf or hard of hearing, blind or visually impaired, or for an individual with no written language, means the mode of communication that is normally used by the individual (such as sign language, Braille, or oral communication).

7. **Parent** is defined as:

- A. a biological or adoptive parent of a child;
- B. a foster parent, unless Oklahoma law, regulations, contractual obligations with an Oklahoma or local entity prohibit a foster parent from acting as a parent;
- C. a guardian generally authorized to act as the child's parent, or authorized to make early intervention, educational, health, or developmental decisions for the child (but not the State if the child is a ward of the State);
- D. a person acting in the place of a biological or adoptive parent (including a grandparent, stepparent, or other relative) with whom the child lives, or a person who is legally responsible for the child's welfare; or
- E. a surrogate parent who has been appropriately appointed.

8. **Personally Identifiable Information** includes, but is not limited to, the following:

- A. the name of the child, the child's parent or other family member;
- B. the address of the child or child's family;
- C. a personal identifier, such as the child's or parent's social security number or child number;
- D. a list of personal characteristics or other information that would make child's identity easily traceable; and/or
- E. other information that would make the child's identity easily traceable.

(Authority: 20 U.S.C. §1401(23); 34 C.F.R. Part 99; 34 C.F.R. §303.7, -.27 -.123, -.400, -.403, and -.449; 34 C.F.R. §99.3)



**Confidentiality:**

1. Parents referred to SoonerStart are afforded the right to confidentiality of personally identifiable information, including the right to written Notice of, and written consent to, the exchange of that information among agencies, consistent with State and Federal laws.
2. SoonerStart's confidentiality policies and procedures apply to the personally identifiable information of a child and that child's family that:
  - A. is contained in early intervention records collected, used, or maintained by SoonerStart;
  - B. applies from the point in time when the child is referred for early intervention services until the later of when SoonerStart is no longer required to maintain or no longer maintains that information under applicable Federal and State laws.
3. SoonerStart ensures the protection of the confidentiality of any personally identifiable data, information, and records collected, maintained by SoonerStart.
4. SoonerStart's policy for protecting the privacy of children and families is aligned with the Family Educational Rights and Privacy Act (FERPA), as required under IDEA, 34 C.F.R. §303.401, and which is incorporated herein by reference.
5. The SoonerStart Service Coordinator provides, in writing and verbally, a parent's rights with regard to the confidentiality of early intervention records.
6. SoonerStart and contractors must protect personally identifiable information which is collected, used, or maintained concerning a child enrolled in SoonerStart, the child's parent, or another family member.

*(Authority: 20 U.S.C. §§1232g, 1439(a)(2), and 1442; 34 C.F.R. §303.401-402)*

**Notice to Parents:**

1. SoonerStart must ensure Notice to a parent of a child referred to the program that is adequate to fully inform the parent about the confidentiality requirements of IDEA, Part C including:
  - A. a description of the children on whom personally identifiable information is maintained, the types of information sought, the methods the State intends to use in gathering the information (including the sources from whom information is gathered), and the uses to be made of the information;
  - B. a summary of the policies and procedures that SoonerStart must follow regarding storage, disclosure to third parties, retention, and destruction of personally identifiable information;
  - C. a description of all the rights of parents and children regarding this information, including their rights under IDEA, Part C confidentiality provisions; and
  - D. a description of the extent that the Notice is provided in the native languages of the various population groups in the State.

2. The SoonerStart service coordinator ensures a parent is provided and has access to the Parent Rights for SoonerStart Services – Notice of Procedural Safeguards handbook, which outlines SoonerStart policies and procedures about confidentiality.

3. Parents are notified annually, through the Parent Rights for SoonerStart Services – Notice of Procedural Safeguards handbook, of their right to:

- A. Inspect and review their child's records, including the procedures to exercise this right;
- B. Seek amendment to the records, including the procedures to exercise this right;
- C. Consent to disclosures of personally identifiable information in their child's records; and
- D. File a complaint with the United States of Department of Education, Family Policy Compliance Office concerning alleged failures to comply with the requirements under FERPA.

*(Authority: 34 C.F.R. 303.404)*

## **Records:**

### **Access to Records**

1. A parent is entitled to inspect and review any early intervention records relating to their child that are collected, maintained, or used by SoonerStart. The Service Coordinator is responsible for explaining to a parent his or her rights to inspect, review, and have a copy of his/her child's early intervention records. This information is also included in the Parents' Rights for SoonerStart Services – Notice of Procedural Safeguards handbook and shared with the family during the Intake process. The program must comply with the parent's request to inspect and review records without unnecessary delay and before any IFSP meeting or IDEA, Part C dispute resolution proceedings, and in no case more than ten (10) calendar days after the request has been made.

2. The right to inspect and review early intervention records includes the right to:

- A. a response from the agency to reasonable requests for explanation and interpretation of the early intervention records;
- B. request that the agency provide copies of the early intervention records containing information if failure to provide those copies would effectively prevent the parent from exercising the right to inspect and review the records; and
- C. have a representative of the parent inspect and review the early intervention records.

3. SoonerStart may presume that the parent has authority to inspect and review records relating to his or her child unless the agency has been provided documentation that the parent does not have authority under applicable State laws governing such matters as custody, foster care, guardianship, separation, and divorce.

4. If an early intervention record includes information on more than one child, the parents of those children have the right to inspect and review only information relating to their child or to be informed of that specific information.

5. SoonerStart must provide at no cost to parents a copy of each evaluation, assessment of the child, family assessment, and IFSP. The service coordinator sends a parent copies of any evaluation, child assessment, family assessment and the IFSP (including any reviews) within ten (10) calendar days of written completion of the document reflecting those events.

6. A parent must request in writing, unless unable to do so, that s/he would like to obtain a copy of his/her child's early intervention records. SoonerStart must make available the records requested within ten (10) calendar days. Shorter periods of time will be considered on a case by case basis. Reasonable fees may be charged for copying records (except as outlined above) requested by a parent as long as the fee does not effectively prevent the parent from exercising his or her right to inspect and review the records.

7. Fees may not be charged to a parent for the search and/or retrieval of the records.

8. For requests by parents for records when the child is no longer in the program, SoonerStart will take reasonable steps to ensure the individual requesting the record has the legal authority to obtain the records.

9. SoonerStart must keep a record of parties obtaining access to early intervention records collected, maintained, or used under IDEA, Part C (except access by parents and authorized representatives and employees of SoonerStart), including the name of the party, the date access was given, and the purpose for which the party is authorized to use the early intervention records.

10. SoonerStart will provide parents, on request, a list of the types and locations of early intervention records collected, maintained, or used by the program.

11. SoonerStart must keep within the child's file a Confidential Record access and record release (disclosure) log, which is accessible to parents. When records are released, the following information must be recorded:

- A. The date records are released;
- B. Agency/person to whom the records were released;
- C. The purpose of release;
- D. Verification that consent is on file and up to date; and
- E. The records that are released.

*(Authority: 20 U.S.C. §1232, et seq. (FERPA) and 34 C.F.R. §303.405 - 413)*

### **Amendment to Records**

1. A parent who believes that information in the early intervention records collected, maintained, or used by SoonerStart is inaccurate, misleading, or violates the privacy or other rights of the child or parent may request that the agency that maintains the information amend the information.
2. Upon receipt of a request to amend an early intervention record, the agency must decide whether to amend the information in accordance with the request within a reasonable period of time of receipt of the request.
3. If the agency refuses to amend the information as requested by the parent, it must inform the parent of the refusal, in writing, and advise the parent of the right to a hearing.  
(Authority: 34 C.F.R. §303.410-411)

### **Consent to Disclose Records**

1. Prior parental consent must be obtained before personally identifiable information is:
  - A. disclosed to anyone other than authorized representatives, officials, or employees of SoonerStart collecting, maintaining, or using the information under IDEA, Part C; or
  - B. used for any purpose other than meeting a requirement under IDEA, Part C.

The Service Coordinator ensures the parent knows his/her rights for the protection of their personally identifiable information and obtains consent, where appropriate, prior to disclosing this information.

2. Exceptions to the requirement of parental consent are:
  - A. the automatic referral requirements when a child is potentially eligible for preschool special education and a referral is made using the LEA Notification form;
  - B. those exceptions listed in FERPA, 34 C.F.R. §99.31, including but limited to:
    - (1) when a child moves and changes early intervention providers, the early intervention records may be sent from one early intervention provider to another without the parent's consent;
    - (2) disclosure to comply with a judicial order or lawfully issued subpoena;
    - (3) the disclosure is in connection with a health and safety emergency to appropriate authorities to protect the health or safety of the child or other individuals.

3. A consent to release (disclose) confidential information is only valid for 12 months.

4. When medical records or other "protected health information" is placed into a child's early intervention record, it is covered by the privacy protections of FERPA, and no longer covered by the Health Insurance Portability and Accountability Act (HIPAA). HIPAA expressly excludes those records that are part of a child's early intervention records in its definition of "protected health information."  
(45 C.F.R. §160.103)

5. SoonerStart protects the confidentiality of personally identifiable information at the collection, maintenance, use, storage, disclosure, and destruction stages.

6. SoonerStart ensures that all persons collecting or using personally identifiable information are trained and instructed on policies and procedures regarding the confidentiality of this information.

7. SoonerStart maintains for public inspection, a current listing of the names and positions of those employees within the agency who have access to personally identifiable information.

*(Authority: 34 C.F.R. §303.401(d)(1) and -.414)*

### **Destruction of Records**

1. SoonerStart must inform parents when personally identifiable information collected, maintained, or used in the provision of early intervention services is no longer needed to provide services to the child under IDEA, Part C.

The child's official electronic record is retained indefinitely in the EdPlan database after it is inactivated. This record includes the child's name, date of birth, parent contact information (including address and phone number), names of service coordinator(s) and early intervention services provider(s), exit data (including year and age upon exit), and any programs the child entered into upon exiting.

If a paper chart is created, it is maintained at the local SoonerStart site office in an **active** or **inactive** status until the child's third birthday. The child's inactive paper chart is retained at the local SoonerStart site office until the child's sixth (6<sup>th</sup>) birthday.\* Following the child's sixth (6<sup>th</sup>) birthday, the contents of the paper chart is scanned and archived digitally in the Oklahoma State Department of Health (OSDH) secured data system (PHOCIS). OSDH will retain paper charts one year after scanning and then they will be destroyed. Information may be accessed from the digital record by OSDH SoonerStart Administrators if necessary. Destruction of the digital record occurs when the child is 25 years of age.

All SoonerStart electronic records and paper charts, both active and inactive, are maintained in a confidential manner.

Parents may request information from their child's early intervention record by contacting the local SoonerStart office before the child's 6<sup>th</sup> birthday or the SoonerStart Program at the Oklahoma State Department of Education at 405-521-4880.

\* Inactive SoonerStart paper charts for **Oklahoma County and Tulsa County** are stored at the local site until the child's 10<sup>th</sup> birthday and then destroyed.

*(Authority: 34 C.F.R. §303.416)*

## **Parental Consent and Ability to Decline Services:**

1. Parents must be fully informed of all information relevant to the SoonerStart program and must understand and agree in writing to all early intervention activities.
2. Written consent must be obtained before:
  - A. All evaluations and assessments of the child are conducted;
  - B. Early intervention services are provided to the child;
  - C. Public benefits are used; and
  - D. Disclosure of personally identifiable information consistent with consent requirements under confidentiality.
3. If the parent does not consent to evaluations, assessments, or early intervention services, SoonerStart shall make reasonable efforts to ensure that:
  - A. The parent is fully aware of the nature of the evaluation and assessment of the child or early intervention services that would be available; and
  - B. The parent understands that the child will not be able to receive the evaluation and assessment or early intervention unless written consent is given.
4. If the child is eligible for SoonerStart services, the parents may decide if they will accept or decline any early intervention services under this system at any time in accordance with Oklahoma law and federal regulations. Participation in the Part C early intervention system for infants and toddlers is voluntary. The parents may:
  - Accept all services agreed to on the Individualized Family Service Plan (IFSP);
  - Decline all services agreed to on the IFSP;
  - Accept one or some of the services agreed to on the IFSP and decline other service(s); or
  - Decline a service after first accepting it without jeopardizing other early intervention services
5. If consent is revoked, that revocation is not retroactive (i.e., it does not apply to an action that occurred before the consent was revoked).
6. SoonerStart may not use the Due Process hearing procedures under Part C or Part B of the IDEA to challenge the parent's refusal to provide any consent required.  
(34 CFR 303.7, 303.25, 303.420)

## **Prior Written Notice:**

1. Prior written Notice (PWN) must be given to the parent of an eligible child a reasonable amount of time before SoonerStart proposes or refuses to initiate or change the identification, evaluation, or placement of the child, or the provision of appropriate early intervention services to the child and the child's family. In general, the SoonerStart service coordinator must provide PWN to a parent after the team makes its decisions and before the implementation of those decisions (after the decision, before the action).

2. The Notice must be in sufficient detail to inform the parent about:
  - A. The action that is being proposed or refused;
  - B. The reasons for taking the action;
  - C. All procedural safeguards available under the federal regulations, including a description of mediation, how to file a formal complaint and a Due Process hearing, and the timelines under those procedures.
3. The Notice must be understandable to the general public and provided in the native language of the parent, unless it is clearly not feasible to do so.
4. If the native language or other mode of communication of the parent is not a written language, the service coordinator shall take steps to ensure that:
  - A. The Notice is translated orally or by other means to the parent in the parent's native language or other mode of communication;
  - B. The parent understands the Notice; and
  - C. There is written evidence that the requirements of this paragraph have been met.
5. If the parent is visually or hearing impaired, or has no written language, the mode of communication must be that normally used by the parent (such as sign language, Braille, or oral communication).
6. Written information of family rights and procedural safeguards is to accompany every PWN sent. (Note that if the parent has previously received a copy of the information, has been informed verbally of their procedural safeguards, and requests not to receive another copy, the SoonerStart service coordinator does not have to give them another copy. The service coordinator must document this in writing in the child's file either by placing this information on the Prior Written Notice form or in the progress notes).
7. Prior Written Notice for Screening:

When there is a proposal to conduct a screening to determine if the child is suspected of having a developmental disability; a parent must receive PWN to determine whether or not to proceed with the screening. The *Consent for Screening and Prior Written Notice* form satisfies both the PWN and parental consent requirements. If, at any time throughout the screening process, the parent requests an evaluation, PWN must be provided as set out below. Prior Written Notice must also be provided following the screening to provide the family with information regarding SoonerStart's recommendation.
8. Prior Written Notice for Evaluation:

Prior written Notice must be provided to a parent by the SoonerStart service coordinator before any evaluation to determine the initial or continuing eligibility for SoonerStart. *The Permission for*

*Evaluation/Assessment and Prior Written Notice* form satisfies both the PWN and parental consent requirements. (PWN is not required for an assessment, such as the annual assessment).

9. Prior Written Notice for Re-Evaluation:

When SoonerStart proposes or refuses to conduct an evaluation to determine whether a child continues to qualify for early intervention services, PWN to the parent is required. *The Permission for Re-Evaluation and Prior Written Notice* form satisfies both the PWN and parental consent requirements.

10. Prior Written Notice for Eligibility:

The SoonerStart service coordinator must provide prior written Notice to a parent after the multidisciplinary team determines that a child is eligible or ineligible, but before the team takes any further action. The PWN informs the parent of the reasons why the child was determined eligible or not eligible and the options if there is disagreement with this determination.

11. Prior Written Notice for the Individualized Family Service Plan (IFSP)

Prior written Notice is provided to a parent by the SoonerStart service coordinator at the conclusion of the IFSP meeting (initial and continuing IFSP meetings) to confirm the decisions that were made during the meeting with the parent. The PWN is presented after the IFSP team decision of outcomes and services, but before services are provided.

12. Prior Written Notice for Transition Planning Conference (TPC)

Prior written Notice is provided to a parent by the SoonerStart service coordinator at the conclusion of the Transition Planning Conference meeting to confirm the decisions that were made during the meeting with the Local Educational Agency (LEA) and the parent. If the family declines to participate in a TPC with the LEA or does not agree to a TPC with any potential receiving program, PWN is provided outlining the parent's decisions.

*(Authority: 20 U.S.C. §§1439(a)(6) and (7); 34 C.F.R. §§303.21 and 303.421)*

## **Identification of the Parent and Use of a Surrogate Parent:**

1. A parent is defined as:

- A. a biological or adoptive parent of a child;
- B. a foster parent, unless Oklahoma law or regulations, prohibit a foster parent from acting as a parent;
- C. a guardian generally authorized to act as the child's parent, or authorized to make early intervention, educational, health or developmental decisions for the child (but not the State if the child is a ward of the State);
- D. a person acting in the place of a biological or adoptive parent (including a grandparent, stepparent, or other relative) with whom the child lives, or an individual who is legally responsible for the child's welfare; or
- E. a surrogate parent who has been appropriately appointed.



2. It is the responsibility of the SoonerStart Service Coordinator to determine who is considered the child's parent and has the authority to make early intervention service decisions for that child, including deciding whether to participate in SoonerStart, consenting to screening, evaluation, assessment, the provision of services, and consenting to share early intervention records.
3. SoonerStart policies and procedures protect the rights of children referred to SoonerStart when:
  - A. no parent, as defined above, can be identified;
  - B. after reasonable efforts, SoonerStart cannot locate a parent; or
  - C. the child is a ward of the State
4. When more than one individual is qualified to act as a parent for the child, the biological or adoptive parent who attempts to act as the parent is presumed to be the parent for purposes of making early intervention decisions on behalf of the child, unless:
  - A. that person does not have legal authority to make educational decisions for the child (such as when parental rights have been terminated); or
  - B. there is a judicial order or decree specifying that some other individual to act as the parent for early intervention purposes.
5. If the biological or adoptive parent is not available, SoonerStart shall determine the parent in the following order of availability:
  - A. a relative or stepparent with whom the child lives;
  - B. a foster parent;
  - C. a guardian appointed for the child, other than the State (or its employees/contractors, such as Child Protective Services);
  - D. a surrogate parent who meets the requirements in this section.
6. SoonerStart is responsible for:
  - A. determining whether a child needs a surrogate parent;
  - B. assigning a surrogate parent to the child within 30 calendar days; and
  - C. when the child is a ward of the State or placed in foster care, must consult with the agency (such as Child Protective Services) that has been assigned care of the child.
7. In the case of a child who is a ward of the State, the surrogate parent may be appointed by the judge overseeing the child's case provided that the requirements of a surrogate parent in this Section are met.
8. A surrogate parent is an individual who has been appropriately trained and is identified on the list of available persons to act as a surrogate parent. A surrogate parent:

- A. may not be an employee of any public agency or early intervention service provider that provides early intervention services, education, care, or other services to the child or any family member of the child; and
- B. may not have a personal or professional interest that conflicts with the interest of the child s/he represents;
- C. has knowledge and skills that ensure adequate representation of the child.

9. A person who is otherwise qualified to be a surrogate parent is not an employee of an agency solely because s/he is paid by the agency to serve as a surrogate parent.

10. A surrogate parent has the same rights as a parent in SoonerStart and may represent the child in all matters, including:

- A. The screening, evaluation, and assessment of the child;
- B. Development and implementation of the child's IFSP, including annual evaluations and periodic reviews;
- C The ongoing provision of early intervention services to the child; and
- D. Any other rights established under IDEA, Part C, such as procedural safeguards.

11. In all instances when a person is identified to represent the child's interests, this information should be documented by the SoonerStart service coordinator in the child's file and all IFSP team members notified. The DHS caseworker should be notified as well.

*(Authority: 20 U.S.C. §1439(a)(5); 34 C.F.R. §§303.27; 422)*

### **Dispute Resolution Options:**

Every effort should be made to resolve disagreements using informal decision making so that the child's needs remain the primary focus. However, there may come a time during provision of early intervention services when a dispute or complaint arises. SoonerStart is responsible for ensuring that the resolution of disputes is in keeping with the child's best interests and family's priorities. Parents shall be informed of all their options for dispute resolution and provided assistance, as appropriate, in accessing these options.

1. SoonerStart ensures that families are informed of all their informal and formal dispute resolution options.

2. The first step in resolving an issue includes working with the SoonerStart Service Coordinator, the local SoonerStart site Regional Early Intervention Coordinator (REIC) or contacting the SoonerStart Part C Coordinator at the Oklahoma State Department of Education to seek to resolve the concern.

3. Formal dispute resolution options through SoonerStart include:

- A. Requesting alternative dispute resolution (i.e. Mediation) for parties to resolve disputes involving any matter under IDEA, Part C;

- B. Filing a Formal Written Complaint by any party regarding any violation of IDEA, Part C; and
- C. Requesting a Due Process hearing to resolve a complaint with respect to a particular child when SoonerStart proposes, or refuses, to initiate or change the identification, evaluation, or placement of their child, or the provision of early intervention services to the child and family.

4. SoonerStart service coordinators are responsible for ensuring that the parent understands these options and the procedures to exercise one or more of them. The Service Coordinator will help the parent access the various dispute resolution options through the Regional Early Intervention Coordinator (REIC) who contacts the Oklahoma State Department of Education.

5. During the pendency of any proceeding involving a Due Process complaint, unless the lead agency and parents of an infant or toddler with a disability otherwise agree, the child must continue to receive the appropriate early intervention services in the settings identified in the IFSP that was consented to by the parents.

6. If the Due Process complaints involve the application for initial services under Part C of IDEA, the child must receive those services which are not in dispute.

The overall responsibility for administering Oklahoma's dispute resolution system is conducted by the Oklahoma State Department of Education, Division of Special Education Services (OSDE-SES). OSDE-SES contracts with the Special Education Resolution Center (SERC) at Oklahoma State University to manage the required processes for dispute resolution.

*(Authority: 20 U.S.C. §1439; 34 C.F.R. §§303.401-449)*

### **Mediation**

*Mediation* in early intervention is a process designed to assist parents and Part C agencies to resolve disputes or complaints about any matter under IDEA, Part C. A trained mediator works with both parties to guide them toward a mutually satisfactory solution in the best interest of the child.

1. Mediation is voluntary and may only be used when both parties to the dispute agree to do so.

2. A party may seek mediation to resolve disputes involving any matter under IDEA, Part C, including matters arising in a Due Process complaint.

3. Mediation cannot be used as a mandatory preliminary step prior to any other administrative or legal recourse.

4. Mediation may not be used to deny or delay a parent's right to a Due Process hearing or to deny any other rights under IDEA, Part C.

5. Mediation is to be conducted by a qualified and impartial mediator who is trained in effective mediation techniques and knowledgeable in the law related to early intervention.
6. SoonerStart ensures that it selects mediators on a random, rotational, or other impartial basis.
7. The State bears the cost of the mediation process, including the costs of mediation.
8. Parties resolving a dispute through mediation must sign a legally binding agreement describing the resolution and:
  - A. states that all discussions that occurred during mediation are confidential and may not be used as evidence in any subsequent Due Process hearing procedure or civil proceeding in any Federal or State court; and
  - B. is signed by both the parent and a representative of SoonerStart who has the authority to bind SoonerStart.
9. An individual who serves as a mediator:
  - A. may not be an employee of the SoonerStart Program that is involved in the provision of early intervention services or other services to the child. However, a person who otherwise qualifies as a mediator is not an employee of SoonerStart solely because s/he is paid by the agency to serve as a mediator; and
  - B. must not have a personal or professional interest that conflicts with the person's objectivity.
10. SoonerStart shall ensure that each session of the mediation session is scheduled in a timely manner and held in a location convenient to the parties involved in the dispute.
11. SoonerStart shall ensure that agreements reached by all parties through mediation will be recorded in a written mediation agreement.
12. A written, signed mediation agreement is enforceable in any State court of competent jurisdiction; in district court of the United States; or by the lead agency.
13. If a parent chooses not to use the Mediation process, SoonerStart will offer the family the opportunity to meet with an impartial party such as the Oklahoma Parents Center or Special Education Resolution Center (SERC) at Oklahoma State University. The impartial Party will explain the benefits of and encourage the use of Mediation. (*Authority: 20 U.S.C. §1415(e); 34 C.F.R. §303.431*)

#### **Formal Written Complaint**

*Formal Written Complaint* procedures govern the process for receiving and resolving any written complaint that SoonerStart is violating a requirement or regulations of Part C of the IDEA.

1. A Formal Written Complaint may be filed with the Oklahoma State Department of Education (OSDE) if it is believed that SoonerStart has violated a requirement or regulation of Part C of the IDEA. Upon receiving the Formal Written Complaint, an investigation will be completed. A form designated for this purpose is available from the OSDE to assist parents in filing a Formal Written Complaint. A copy of the Formal Written Complaint must be submitted to OSDE-SES (Attention: SoonerStart Early Intervention Program, 2500 Lincoln Boulevard, Oklahoma City, Oklahoma 73105-4599) and a copy must be sent to the local SoonerStart site serving the child.

2. A Formal Written Complaint is a written signed statement by an individual or organization. The Formal Written Complaint must include:

- A. A statement that SoonerStart or a local SoonerStart Site has violated a requirement of Part C of the IDEA 2004;
- B. A statement of the facts on which the Formal Written Complaint is based;
- C. The original signature and contact information for the complainant; and
- D. If alleging violations regarding a specific child:
  - (1) The name of the child and address of the residence of the child;
  - (2) The name of the SoonerStart site where the child and family are receiving services;
  - (3) In the case of a homeless child or youth, available contact information for the child and the name of the SoonerStart site where the child is receiving services.
  - (4) A description of the nature of the problem, including facts relating to the program; and
  - (5) A proposed resolution of the problem to the extent known and available to the party filing the Formal Written Complaint at the time the complaint is filed.

3. The dispute in question must not have occurred more than one year before the date that the Formal Written Complaint is received by SoonerStart unless a longer period is reasonable because:

- A. The dispute in question continues for that child; or
- B. The complainant is requesting compensatory services for a violation that occurred not more than three years prior to the date the Formal Written Complaint is received by SoonerStart.

4. The OSDE appoints a complaint investigator who makes a recommendation regarding the validity of the complaint. After reviewing all the relevant information, the OSDE must determine whether the complaint is valid.

5. The investigator may conduct an on-site investigation if it determines that one is necessary. The complaint investigator must give the complainant the opportunity to submit additional information, in writing or orally within the timeline permitted, about the allegations in the Formal Written Complaint. SoonerStart must also have the opportunity to respond to the complaint. Both parties must have the opportunity to voluntarily engage in Mediation.

6. The investigator must review all relevant information and make an independent determination as to whether SoonerStart is violating a requirement of IDEA, Part C. A written report of the final decision addressing each allegation must be issued to all parties involved, including findings of fact, conclusions, and reasons for the final decision.
7. All Formal Written Complaints findings must be given in a written report within 60 calendar days after the receipt of the Formal Written Complaint by the OSDE. An extension of the 60 day time line may be granted only if exceptional circumstances exist with respect to a particular Formal Written Complaint or if a Mediation to resolve the Formal Written Complaint is requested.
8. In resolving the Formal Written Complaint that results in a finding of noncompliance, SoonerStart, has general supervisory authority under Part C of the IDEA, to address:
  - A. How to remediate the denial of the appropriate services including, the awarding of compensatory services, monetary reimbursement or other corrective action appropriate to the needs of the child
9. If a Formal Written Complaint is received that is also the subject of a Due Process complaint hearing, or contains multiple issues, of which one or more are part of that hearing, SoonerStart must set aside any part of the Formal Written Complaint that is being addressed in the Due Process complaint hearing, until the conclusion of the hearing. However, any issue in the Formal Written Complaint that is not a part of the Due Process complaint hearing action must be resolved using the time line and procedures described in this section.
10. If an issue is raised in a Formal Written Complaint filed under this section that has previously been decided in a Due Process complaint hearing involving the same parties:
  - A. The hearing decision is binding; and
  - B. SoonerStart must inform the complainant to that effect.
12. A complaint alleging a failure to implement a Due Process complaint hearing decision must be resolved by the OSDE.  
(Authority: 34 C.F.R. §§303.432-434)

### **Impartial Due Process Complaint Hearings**

*Due Process* procedures govern the process for resolving individual child complaints concerning identification, evaluation, or placement of the child and arising from the provision of appropriate early intervention services to the child and the child's family, under Part C of the Individuals with Disabilities Education Improvement Act 2004 (IDEA). SoonerStart has adopted Part B Due Process procedures.

1. A parent or the SoonerStart program may initiate a hearing on any matters relating to the identification, evaluation or placement of a child or the provision of appropriate early intervention

services to a child and family. When a hearing is initiated, SoonerStart must inform the parent of the availability of mediation.

2. A parent or SoonerStart must request an impartial hearing on their Due Process Complaint Notice within two years of the date the parent or program knew or should have known about the alleged action that forms the basis of the Due Process Complaint Notice.

3. The timeline described above does not apply to a parent if the parent was prevented from filing a Due Process Complaint Notice due to:

- A. Specific misrepresentations by the program that it had resolved the problem forming the basis of the Due Process Complaint Notice; or
- B. The program's withholding of information from the parent that was required under Part C of IDEA to be provided to the parent.

4. SoonerStart must inform the parent of any free or low-cost legal and other relevant services available in the area if (s)he requests the information, or if the parent or SoonerStart files a Due Process complaint Notice.

5. SoonerStart must hold a resolution session within 15 days of receiving Notice of the parents' Due Process Complaint Notice.

6. A party, parent or program, may not have a hearing on a Due Process Complaint Notice until the party, or the attorney representing the party, files a Due Process Complaint Notice that meets the requirements of Section 7 below.

7. A Due Process Complaint Notice may be submitted by a parent, program, or an attorney representing either party. A copy must be submitted to the other party involved and the Oklahoma State Department of Education, Special Education Services (Attention: Due Process Complaint Notice, 2500 North Lincoln Boulevard, , Oklahoma City, Oklahoma 73105-4599) in **writing, signed, and include:**

- A. The name of the child;
- B. Date of birth of the child;
- C. The address of the residence of the child and of the parents;
- D. The name of the SoonerStart site providing services to the child
- E. In the case of a homeless child or youth (within the meaning of section 725(2) of the McKinney-Vento Homeless Assistance Act (42 U.S.C. 11434a(2))), available contact information for the child, and the name of the SoonerStart site providing early intervention services to the child;
- F. A description of the nature of the problem of the child relating to the proposed or refused initiation or change of services, including facts relating to the problem;
- G. A proposed resolution to the problem, to the extent known, and available to the party at the time.

8. SoonerStart has developed a form to assist parents in filing a complaint and Due Process Complaint Notice. A copy of the form can be requested from the Service Coordinator or found on the Oklahoma State Department of Education (OSDE) website at <http://ok.gov/sde/soonerstart-families>. However, a form is not required as long as the Due Process Complaint Notice contains the information required in Section 7 above.

9. The Due Process Complaint Notice must be deemed to be sufficient unless the party receiving the Notice notifies the hearing officer and the other party in writing, within 15 calendar days of receiving the Due Process Complaint Notice that the receiving party believes that the Due Process Complaint Notice does not meet the requirements stated in Section 7. Within 5 calendar days, the hearing officer must decide if the Due Process Complaint Notice meets the requirements listed above, and notify both parties in writing immediately.

10. A party may amend its Due Process Complaint Notice only if:

- A. The other party consents in writing to the amendment and is given the opportunity to resolve the Due Process Complaint Notice through a resolution session; or
- B. The hearing officer grants permission, except that the hearing officer may only grant permission to amend at any time no later than five days before the Due Process Complaint hearing begins.

11. The applicable timeline for a Due Process Complaint hearing under Part C must re-start at the time the party files an amended Notice, including the timeline for a resolution session.

12. The party receiving a Due Process Complaint Notice must, within 10 days of receiving the Due Process Complaint Notice, send to the other party a response that specifically addresses the issues raised in the Due Process Complaint Notice.

13. If SoonerStart has not sent a Prior Written Notice under Part C of IDEA to the parent regarding the subject matter contained in the parent's Due Process Complaint Notice, SoonerStart must, within 10 days of receiving the Due Process Complaint Notice, send to the parent a response that includes:

- A. An explanation of why the SoonerStart site proposed or refused to take the action outlined in the Due Process Complaint Notice;
- B. A description of other options that the SoonerStart site considered and the reasons why those options were rejected;
- C. A description of each evaluation procedure, assessment, record, or report the SoonerStart site used as the basis for the proposed or refused action; and
- D. A description of the other factors that are relevant to the SoonerStart site's proposed or refused action.



14. A response by SoonerStart under this section must not be construed to prevent the program from asserting that the parent's Due Process Complaint Notice was not sufficient under section 7.

15. A hearing officer must make a decision on substantive grounds based on a determination of whether the child and the child's family received appropriate early intervention services.

16. In matters alleging a procedural violation, a hearing officer may find that a child or a child's family did not receive appropriate early intervention services only if the procedural inadequacies:

- A. Impeded the child and family's right to appropriate early intervention services;
- B. Significantly impeded the parent's opportunity to participate in the decision making process regarding the provision of appropriate early intervention service to the child and the child's family;
- C. Caused a deprivation of entitled early intervention services.

#### **Resolution Session for Due Process Complaint Hearing Request**

1. SoonerStart must hold a resolution session within 15 days of receiving Notice of the parents' Due Process Complaint Notice, and prior to the opportunity for a Due Process complaint hearing. The program must convene a meeting with the parents and the relevant member or members of the SoonerStart site who have specific knowledge of the facts identified in the Due Process Complaint Notice that:

- A. Includes a representative of SoonerStart who has decision-making authority on behalf of the program, and;
- B. May not include an attorney of SoonerStart unless the parent is accompanied by an attorney.

2. The purpose of the resolution session is for the parents of the child to discuss their Due Process Complaint Notice, and the facts that form its basis, so that the program has the opportunity to resolve the dispute.

3. The resolution session described above must be held unless:

- A. The parents and the program agree in writing to waive the resolution meeting and proceed directly to hearing, or;
- B. The parents and the program waive the resolution meeting and opt to use the mediation process.

4. The parent and SoonerStart determine the relevant members of the IFSP Team to attend the meeting as outlined in Section 1 above.

5. If SoonerStart has not resolved the Due Process Complaint Notice issues to the satisfaction of the parents within 30 calendar days of the receipt of the Due Process Complaint Notice, the Due Process

complaint hearing must occur and all applicable timelines for a Due Process complaint hearing must commence.

6. Except where the parties have jointly agreed to waive the resolution process or to use mediation, the failure of a parent filing a Due Process Complaint Notice to participate in the resolution session will delay the timelines for the resolution process and Due Process Complaint hearing until the parent agrees to participate in the resolution session.

7. If after making reasonable efforts and documenting such efforts, SoonerStart is not able to obtain parent participation in the resolution meeting, SoonerStart may, at the end of the 30 calendar-day resolution period, request that a hearing officer dismiss the Due Process Complaint Notice. Documentation of such effort must include a record of SoonerStart's attempts to arrange a mutually agreed upon time and place, such as:

- A. Detailed records of telephone calls made or attempted and the results of those calls;
- B. Copies of correspondence sent to the parent and any responses received; and
- C. Detailed records of visits made to the parent's home or place of employment and the results of those visits.

8. If SoonerStart fails to hold the resolution meeting within 15 calendar days of receiving the Due Process Complaint Notice or fails to participate in the resolution session, the parent may contact the hearing officer to request that the 45 calendar-day Due Process Complaint Notice timeline begin.

### **Adjustments to the 30 Calendar-Day Resolution Period**

1. If the parent and SoonerStart agree in writing to waive the resolution session, the hearing process begins the next day. The hearing process is completed within 45 calendar days, unless properly extended by the parties.

2. After the start of mediation or the resolution session and before the end of the 30 calendar-day resolution period, if the parent and SoonerStart agree in writing that no agreement is possible, then the 45 calendar-day timeline for the Due Process complaint hearing starts the next day.

3. If the parent and SoonerStart program agree to use the mediation process at the end of 30 calendar-day resolution session, both parties can agree in writing to continue the mediation until an agreement is reached. However, if either the parent or SoonerStart withdraws from the mediation process, the 45 calendar day timeline for the Due Process hearing starts the next day.

### **Written Resolution Agreement**

If a resolution to the dispute is reached at the meeting described above, the parent and SoonerStart must execute a legally binding agreement that is:

- A. Signed by both the parent and a representative of SoonerStart who has the authority to bind the program; and

B. Enforceable in any state court of competent jurisdiction or in a district court of the United States or; by the lead agency.

### **Resolution Agreement Review Period**

1. If the parent and SoonerStart enter into an agreement as a result of a resolution session, either party may void the agreement within 3 business days of the time that both the parent and SoonerStart signed the agreement.

2. A successful resolution session ends the Due Process complaint hearing procedure.

*(Authority: 34 C.F.R. §§303.442)*

### **Impartial Hearing Officer**

1. At a minimum, a hearing officer:

- A. Must not be an employee of any agency or other entity involved in the provision of early intervention services or care of the child, or; a person having a personal or professional interest that conflicts with the person's objectivity in the hearing;
- B. Must possess knowledge of, and the ability to understand, the provisions of IDEA, federal and Oklahoma State law and regulations pertaining to IDEA, and legal interpretations of IDEA by federal and state courts;
- C. Must possess the knowledge and ability to conduct hearings in accordance with appropriate, standard legal practice; and
- D. Must possess the knowledge and ability to render and write decisions in accordance with appropriate, standard legal practice.

2. A person who otherwise qualifies to conduct a hearing under this section is not an employee of the agency solely because he or she is paid by the agency to serve as a hearing officer. The OSDE must keep a list of the persons who serve as hearing officers. The list must include a statement of the qualifications of each of those persons.

### **Subject Matter of Due Process Complaint Hearing**

The party, parent or SoonerStart, requesting the Due Process complaint hearing may not raise issues at the Due Process complaint hearing that were not raised in the Due Process Complaint Notice unless the other party agrees otherwise.

### **Hearing Rights**

Any party to a hearing has the right to:

- A. Be accompanied and advised by counsel and by individuals with special knowledge or training with respect to the problems of children with disabilities;
- B. Present evidence and confront, cross-examine, and compel the attendance of witnesses;
- C. Prohibit the introduction of any evidence at the hearing that has not been disclosed to that party at least 5 business days before the hearing;

D. Obtain a written, or, at the option of the parents, electronic, verbatim record of the hearing; and

E. Obtain written, or, at the option of the parents, electronic findings of fact and decisions.

### **Parental Rights at Hearings**

The parent has the right to:

A. Open the hearing to the public; and

B. Have the record of the hearing, the findings of fact and decisions provided at no cost.

### **Additional Disclosure of Information**

1. At least 5 business days prior to a hearing, each party must disclose to all other parties all evaluations completed by that date and recommendations based on the offering party's evaluations that the party intends to use at the hearing.

2. A hearing officer may bar any party that fails to comply with the disclosure requirements of this section from introducing the relevant evaluation or recommendation at the hearing without the consent of the other party.

### **Due Process Complaint Hearing Decisions**

1. Nothing in this section must be construed to preclude a parent from filing a separate Due Process Complaint Notice on an issue separate from a Due Process Complaint Notice already filed.

2. The record of the hearing and the findings of fact and decision must be provided to all parties at no cost.

3. SoonerStart, after deleting any personally identifiable information, must transmit the findings and decisions to the Interagency Coordinating Council (ICC), and make those findings and decisions available to the public upon request.

4. A decision made in a hearing is final, except that any party involved in the hearing may appeal the decision through requesting an appeal review through the OSDE.

5. SoonerStart must ensure that not later than 45 days after the expiration of the 30 day period regarding a resolution session:

A. A final decision is reached in the hearing, unless properly extended and

B. A copy of the decision is mailed to each of the parties.

### **Extension of Time**

A hearing officer may grant specific extensions of time beyond the periods described above if the parent or SoonerStart makes a request for a specific extension of the timeline.

### **Finality of Review Decision**

The decision made by the hearing officer is final unless the parent or SoonerStart appeals the decision under the provisions described below.

*(Authority: 34 C.F.R. §§303.430; 435)*

### **Appeal Process**

1. Any party aggrieved by the findings and decision in the hearing may appeal to the Oklahoma State Department of Education (OSDE).
2. If there is an appeal, the OSDE must conduct an impartial review of the findings and decisions appealed. The official conducting the review must:
  - A. Examine the entire hearing record
  - B. Ensure that the procedures at the hearing were consistent with the requirements of due process;
  - C. Seek additional evidence if necessary. If a hearing is held to receive additional evidence the same rights of the due process hearing apply;
  - D. Afford the parties an opportunity for oral or written arguments, or both, at the discretion of the reviewing official;
  - E. Make an independent decision on completion of the review; and
  - F. Give a copy of the written, or, at the option of the parents, electronic findings of fact and decisions to the parties.
3. The OSDE must ensure that no later than 30 days after the receipt of a request for a review that:
  - A. A final decision is reached in the review; and
  - B. A copy of the decision is mailed to each of the parties.
4. The hearing officer or reviewing official may grant specific extensions of time beyond the periods outlined in Section 3 above at the request of either party.
5. Each hearing and each review involving oral arguments must be conducted at a time and place that is reasonably convenient to the parent involved.

*(Authority: 20 U.S.C. 1415(f)(1)(B)(ii), 1415(g), 1415(i)(1))*

### **Finality of Appeals Decision:**

The decision made by the reviewing official is final unless a party brings a civil action in any State court of competent jurisdiction or in a district court of the United States. The party bringing the action shall have 90 days from the date of the decision of the review to file a civil action.

### **Civil Action:**

1. Any party aggrieved by the findings or decisions made through the hearing review process has the right to bring a civil action with respect to the complaint presented in the hearing. The action may be brought in any state court of competent jurisdiction or in a district court of the United States without regard to the amount of controversy. The party, parent or program, bringing the action must have 90 calendar days from the date of the decision of the appeal officer to file a civil action.
2. In any action brought under this section, the court:
  - A. Must receive the records of the administrative proceedings;
  - B. Must hear additional evidence at the request of a party; and
  - C. Bases its decision on the preponderance of the evidence, must grant the relief that the court determines to be appropriate.

3. The district courts of the United States have jurisdiction of actions brought under Part C of the IDEA without regard to the amount in dispute. Nothing in this part restricts or limits the rights, procedures, and remedies available under the US Constitution, the Americans with Disabilities Act of 1990, Title V of the Rehabilitation Act of 1973, or other Federal laws protecting the rights of children with disabilities, except that before the filing of a civil action under these laws seeking relief that is also available under section 615 of the IDEA, the Due Process complaint hearing procedures must be exhausted to the same extent as would be required had the action been brought under Section 615 of the IDEA.

*(Authority: 34 C.F.R. §303.438)*

### **SoonerStart System of Payments and Fees:**

If a State elects to adopt a system of payments, policies must be in writing and specify which functions or services, if any, are subject to the system of payments (including any fees charged to the family as a result of using one or more of the family's public insurance or benefits or private insurance).

A parent who wishes to contest the imposition of a fee, or the State's determination of the parent's ability to pay, may do one of the following:

- (i) Participate in mediation.
- (ii) Request a Due Process hearing.
- (iii) File a State complaint.
- (iv) Use any other procedure established by the State for speedy resolution of financial claims, provided that such use does not delay or deny the parent's procedural rights.

Functions not subject to fees include:

- (1) Implementing child find requirements
- (2) Evaluation and assessment
- (3) Service coordination services
- (4) Development, review, and evaluation of IFSPs

The Individuals with Disabilities Education Act (IDEA) requires that Part C programs be the payor of last resort and requires that Part C funds only be used for Early Intervention Services that an eligible child needs but is not currently entitled to under any other Federal, state, local, or private sources.

The SoonerStart program has adopted a system of payments in accordance with 34 CFR § 303.500(b). The SoonerStart System of Payment policy, included in the Parent Rights for SoonerStart Services: Notice of Procedural Safeguards is provided to parents participating in the SoonerStart Early Intervention Program. SoonerStart's System of Payments does not include any sliding or cost participation fees but includes the use of public benefits or insurance. In accordance with 34 CFR § 303.521 the following functions and services are subject to family cost participation through the use of public insurance (Medicaid) including but not limited to:

- Assistive Technology Device
- Assistive Technology
- Audiology

- Counseling
- Health Services
- Nursing Services
- Nutrition Services
- Occupational Therapy
- Physical Therapy
- Social Work Services
- Speech-Language Pathology Services

The SoonerStart program will not collect family fees, co-payments, deductibles and/or premiums for private or public insurance or benefits. Families are not charged family fees, co-payments, deductibles and/or premiums based on the family's ability or inability to pay. Oklahoma does not collect any fees from families and therefore will not collect fees if families fail to provide requested information and documentation. In accordance with the Individuals with Disability Education Act (IDEA), parents will be informed of their right to contest any fees through the SoonerStart System of Payments Prior Written Notice form provided with the Parent Rights for SoonerStart Services – Notice of Procedural Safeguards. A parent may contest the imposition of a fee through one of the following:

1. Participate in mediation in accordance with CFR 34 § 303.431;
2. Request a Due Process hearing under CFR 34 § 303.436 or 303.441, whichever is applicable; or
3. File a State complaint under CFR 34 § 303.434 (iv).

If your child is enrolled in the Oklahoma Medicaid program (SoonerCare) parental consent must be obtained before personally identifiable information is disclosed to the Oklahoma Health Care Authority to seek reimbursement for Medicaid compensable early intervention services. The SoonerStart program will not require a parent to sign up for or enroll in Sooner Care (Medicaid) as a condition for receiving part C services. The parent has the right to decline SoonerStart's request to access their Medicaid benefits at any time. If the parent does not provide consent for SoonerStart to bill Medicaid for Medicaid compensable services, the SoonerStart program must still make available the services on the IFSP to which the parent has provided consent (303.521(a)(2)(D)(iii)).

*(Authority: 34 C.F.R. §303.520 and §303.521)*

Additional information is found in the *SoonerStart Early Intervention Policies 2013*, online version:

<http://sde.ok.gov/sde/sites/ok.gov.sde/files/2012%20SS%20POLICIES%203-11-13%20Final.pdf>

## Appendix H



## SoonerStart Early Intervention Program Consent for the Release of Confidential Information

I understand that these records are protected under federal and state confidentiality regulations and cannot be released without written consent unless otherwise provided for in the regulations. Federal regulations prohibit further disclosure of the records without specific written consent, or as otherwise permitted by such regulation. I also understand I may revoke this consent in writing at any time unless action has already been taken based upon this consent.

Authorizing Person: ☐ Child ☐ Parent ☐ Guardian ☐ Legal Custodian ☐ Other:

### Request that information concerning:

Child's Name:	Date of Birth:	SSN:
---------------	----------------	------

### Be released and authorize (Name and address of person or agency releasing information):

Name:	Address:
-------	----------

### To release to:

Name:	Address:
Name:	Address:

### The following information (Kind and/or extent of information to be released):

### For the following purpose(s):

If the records to be disclosed are education records (which may include discipline records), they are maintained and released in accordance with the Family Education Rights and Privacy Act (FERPA). Parents or eligible students shall be provided a copy of the record to be disclosed if requested. Redisclosure, except as provided at 34 CFR 99.31, requires prior consent of parents or eligible students.

THE INFORMATION I AUTHORIZE FOR RELEASE MAY INCLUDE INFORMATION AND RECORDS WHICH MAY INDICATE THE PRESENCE OF A COMMUNICABLE OR NONCOMMUNICABLE DISEASE, WHICH MAY INCLUDE, BUT ARE NOT LIMITED TO , DISEASES SUCH AS HEPATITIS, SYPHILIS, GONORRHEA AND THE HUMAN IMMUNODEFICIENCY VIRUS, ALSO KNOWN AS ACQUIRED IMMUNE DEFICIENCY SYNDROME (AIDS).

### ☐ Notary

Notary Name:	My commission number:
Subscribed and sworn to me 20	My commission expires: 20
Notary Public (or Clerk or Judge):	

### ☐ Agency Verification in Lieu of Notary:

Staff Signature:	Date:
------------------	-------

### Signature of Person(s) Authorizing Release:

Name:	Date:
-------	-------





**OKLAHOMA**  
*SoonerStart*

## SoonerStart Early Intervention Program Surrogate Parents Verification of Training

Child's Name:	Date of Birth:
Surrogate Parent to be Named:	
<b>Section 1: Description</b>	
<p>The above named caregiver(s) has received training to act as a surrogate parent. This training included:</p> <ul style="list-style-type: none"><li>• Parent Rights;</li><li>• Due process procedures and procedural safeguards;</li><li>• Structures, procedures, and forms of the SoonerStart Early Intervention Program;</li><li>• The step by step process for delivery of SoonerStart Early Intervention services;</li><li>• Information about the nature of child's delays and needs.</li></ul> <p>The surrogate parent has the responsibility of representing the child in all matters relating to:</p> <ul style="list-style-type: none"><li>• The identification, evaluation and placement of the child, and;</li><li>• The provision of appropriate early intervention services of the child and the child's family.</li></ul>	
<b>Written information and training for skills and knowledge as a surrogate parent have been provided by:</b>	
Person Conducting the Training:	
Agency:	Phone:
Address:	
Date of Training:	Location:
<b>Section 2: Assignment</b>	
<b>I understand the responsibilities of acting as a surrogate parent. I have no interests that conflict with the interest of the child and am not an employee of an agency involved in the provision of early intervention or other services to the child</b>	
Signature:	Date:
Address:	
SoonerStart Site:	
SoonerStart Contact:	

## **Understanding Procedural Safeguards: Examples of Explanations and Implications for Families\***

*Rights and safeguards under 34 CFR § 3003. 400-.449. Regulations for the Early Intervention Program for Infants and Toddlers With Disabilities, Part C of IDEA (US. Department of Education, 2011)*

### **Prior written notice (§.421)**

The early intervention program must give you advance written information about any evaluations, services, or other actions affecting your child. Parents know their children best. The information you share with us will make sure that the evaluations and services are right for you. The "paper work" assures that you get all the details *before* any activity.

### **Use of parent's native language or preferred mode of communication (§.25 and .421)**

It is your right to thoroughly understand all activities and written records about your child. If you prefer another language or way of communicating (explain relevant option, such as braille, sign language, etc.), we will get an interpreter (use your mode of communicating), if at all possible. The early intervention program wants you to understand so that you can be an informed team member and decision-maker.

### **Parent consent (§.7)**

The early intervention program needs your permission to take any actions that affect your child. You will be asked to give your consent in writing before we evaluate or provide services. Be sure you completely understand the suggested activities. By being involved, you can help the early intervention program plan services that match your family's preferences and needs. The early intervention program needs to explain what happens if you give your consent and if you do not give your consent.

### **Confidentiality (§.401-417)**

The early intervention program values the information you and other service and health care providers have learned about your child. We will ask others for this information, but we need your written permission to do so. Just as the early intervention program needs your permission to get your child's records from other providers, the records that the early intervention program will develop will not be shared with anyone outside the early intervention program unless you give your permission. The Early Intervention program will assure your records are kept private.

### **Access to records (§.405)**

The early intervention record is your family's record. You can see anything in the early intervention program's records about your child and family. If you do not understand the way records are written, the information in the child's record will be explained to you in a way you understand. You are a team member and we want you to have the same information as other team members.

### **Parent Consent and ability to decline services (§.420)**

With the other members of your child's early intervention team, you will consider which services can best help you accomplish the outcomes that you want for your child and family. You will be asked to give your consent for those services that you want. You do not have to agree to all services recommended. You can say no to some services and still get the services that you do want. If you decide to try other services at a later date, you can give your consent then.

### **Mediation (§.431)**

If you and the early intervention team do not agree on plans or services, or if you have other complaints about your experience with the program, there are procedures for resolving your concerns quickly. If informal ways of sharing your concerns with your team and the early intervention program don't work, you may file a complaint. Mediation will be offered as a voluntary first step. A trained, impartial mediator will facilitate problem-solving between you and the early intervention program. You may be able to reach an agreement that satisfies you both. If not, you can go ahead with a due process hearing to resolve your complaint. Mediation will not slow down the hearing process. Airing and solving problems can improve communication and make programs stronger. Some locations offer mediation before a formal complaint is filed.

### **Due process procedures (§.435-447)**

A due process hearing is a formal procedure that begins with a written complaint. The hearing will assure that a knowledgeable and impartial person, from outside the program, hears your complaint and decides how to best resolve it. The early intervention program recognizes your right to make decisions about your child and will take your concerns seriously. You are given a copy of regulations that describe all these rights and procedures in detail, because it is important that you understand.

**\*Sample of Language that might be used by an early intervention program to explain implications of regulations to families. This tool does not replace *Parent Rights for SoonerStart Services – Notice of Procedural Safeguards*.**

**Updated 2012 from Hurth & Goff (2002) Assuming the Family's Role on the Early Intervention Team, NECTAS**



**OKLAHOMA**  
*SoonerStart*

## SoonerStart Early Intervention Program Notification to Local Education Agency (LEA)

Child's Name:		Date of Birth:	
<b>Section 1: Parent Information</b>			
Name:		Phone:	
Address:	City:	State:	Zip:
<b>Any Additional Contact Information</b>			
<b>Section 2: School District Name</b>			
<b>Section 3: SoonerStart Information</b>			
Service Coordinator:	Site:	Phone:	Date:
Address:	City:	State:	Zip:
<input type="checkbox"/> U.S. Mail    Date Mailed:		<input type="checkbox"/> Emailed    Date Sent:	



## **SoonerStart Early Intervention Program Systems of Payment and Notification to Parents**

The SoonerStart Early Intervention Program provides services to Oklahoma children ages 0-36 months with eligible developmental delays and their families under Part C of the Individuals with Disabilities Education Act (IDEA). IDEA requires that Part C programs be the payor of last resort and requires that Part C funds only be used for Early Intervention Services that an eligible child needs but is not currently entitled to under any other Federal, state, local, or private sources.

The SoonerStart program does not collect family fees, co-payments, deductibles and/or premiums for private or public insurance or benefits. Families are not charged family fees, co-payments, deductibles and/or premiums based on the family's ability or inability to pay. Oklahoma does not collect any fees from families and therefore will not collect fees if families fail to provide requested information and documentation.

With parental consent to release personally identifiable information from your child's early intervention record, the SoonerStart program bills the Oklahoma Medicaid agency for Medicaid compensable early intervention services if your child is enrolled in Oklahoma Medicaid (SoonerCare). SoonerStart will not bill for Medicaid compensable services if your child is also enrolled in private insurance and Oklahoma Medicaid (SoonerCare) is your child's secondary insurance.

Personally identifiable information released to the Medicaid agency to access Medicaid reimbursement includes your child's name and date and time of compensable early intervention services.

The SoonerStart program will not require you to sign up for or enroll in the Oklahoma Medicaid Program (SoonerCare) as a condition for receiving SoonerStart services. Parental consent must be obtained before personally identifiable information is disclosed to bill Medicaid. You have the right to decline SoonerStart's request to access your child's Medicaid benefits. You may withdraw your consent to disclose personally identifiable information to the Oklahoma Medicaid agency at any time. If you do not provide consent for SoonerStart to release personally identifiable information to the Oklahoma Medicaid agency for Medicaid compensable services, the SoonerStart program must still make available the services on the IFSP to which the parent has provided consent.

Parents have protection under the procedural safeguards as described in the Parent Rights for SoonerStart Services - Notice of Procedural Safeguards. Additional questions should be directed to your family's SoonerStart Resource Coordinator.

### Service Provider Notes – SoonerStart Early Intervention Program

Child's Name  Last                      First                      MI			Date of Birth		Child's County of Residence		Diagnosis Code: F819		Date of Service			
Location Type (Check One): <input type="checkbox"/> Home <input type="checkbox"/> Childcare/Preschool <input type="checkbox"/> Headstart <input type="checkbox"/> Park/Playground <input type="checkbox"/> Library <input type="checkbox"/> Community Center <input type="checkbox"/> Restaurant <input type="checkbox"/> Store/Mall <input type="checkbox"/> Parent/Caregiver's Work <input type="checkbox"/> Church/ faith-based setting <input type="checkbox"/> Other Natural Environment in the community <input type="checkbox"/> School (for TPC or IEP meeting) <input type="checkbox"/> County Health Department <input type="checkbox"/> Therapist's Office/Outpatient Clinic <input type="checkbox"/> Center-based for children with disabilities <input type="checkbox"/> Hospital (Inpatient) <input type="checkbox"/> Residential Facility <input type="checkbox"/> Other Non-Natural Environment location					Encounter Type (Check One): <input type="checkbox"/> Evaluation <input type="checkbox"/> IFSP ONLY <input type="checkbox"/> IFSP / Intervention <input type="checkbox"/> Intervention <input type="checkbox"/> Support Services not on the IFSP Service Delivery Plan			Attendance (Check One): <input type="checkbox"/> Attended <input type="checkbox"/> Not Attended <u>Reason (Check One):</u> <input type="checkbox"/> Client Cancelled <input type="checkbox"/> Client No-Show <input type="checkbox"/> Couldn't find family <input type="checkbox"/> Provider Cancelled <input type="checkbox"/> State Holiday <input type="checkbox"/> Weather				
Starting Time:		Ending Time:		Total Time (minutes):		<b>My signature verifies that this service occurred.</b> <div style="border: 1px solid black; padding: 2px;">           Parent/Caregiver Signature  </div>						
Procedure Code:		Modifier 1:	Procedure Start Time:		Procedure End Time:		Total Procedure Time (minutes):		Unit(s):		Child present? <input type="checkbox"/> Yes <input type="checkbox"/> No	
Procedure Code:		Modifier 1:	Procedure Start Time:		Procedure End Time:		Total Procedure Time (minutes):		Unit(s):		Child present? <input type="checkbox"/> Yes <input type="checkbox"/> No	
Was your license/certificate current on the date the service was rendered? <input type="checkbox"/> Yes <input type="checkbox"/> No <input type="checkbox"/> Not applicable for this discipline												

Service Provider Note Narrative: Enter details regarding the reasons a visit was "not attended." For attended visits enter the following details: who was present, caregiver report, IFSP Outcomes addressed/observations/information provided, progress toward IFSP Outcomes/provider impressions, caregiver plan/provider plan, next scheduled visit. **\*Unused lines on the narrative section should be deleted by drawing a diagonal line across the unused portion.**

Date note written:	Service Provider's Name & Discipline (print):	Service Provider's Signature:

Instructions  
Service Provider Notes – SoonerStart Early Intervention Program  
ODH form 641 – Revised 08/2015



**Purpose of Form**

The Service Provider Notes, ODH No. 641, provide documentation regarding all of the SoonerStart service visits promised on a child's Individualized Family Service Plan, including documentation of all no-shows and cancellations (including those due to service provider's vacation or sickness). Providers are required to account for every hour of service promised on the IFSP. The narrative portion of the note should contain enough detail to document that specific IFSP goals were addressed and that the parent/caregivers were involved at each visit. The notes also provide information about the child's progress, health & developmental status as well as pertinent information regarding the family's needs in relation to meeting that child's needs. This form is also used to capture information for the EI module in PHOCIS (the OSDH client services database) and for Medicaid billing. It is critical that all encounters that were "attended" or "not attended" get documented & entered into PHOCIS since this will affect the accuracy of data & reports in PHOCIS regarding services provided or attempted by an individual service provider.

**Preparation of Form**

All SoonerStart service providers (except for Audiologists who will use ODH-641-A instead), both health department staff members and contract providers, are to complete this form using black or blue ink. Each service provider must complete his or her own Service Provider Note even if more than one provider was there (co-writing of notes is not allowed). The SoonerStart Early Intervention Program has established a best practice standard that all Service Provider Notes are to be written/finished within the service visit. If more room is needed to document the narrative portion of the SOAP note, the Progress Notes, ODH form 303G, is used as a continuation sheet. The ODH 303G should also be used to document all "non-encounter" activities such as telephone calls, consultation with the child's doctor, fabrication or programming of Assistive Technology devices back at the office (ex: splints, seating inserts, picture communication boards, programming AAC device, etc.), informal/formal staffing, etc. Teams who have a "staffing note" may continue to use it.

**Child's Name:** Enter the full name of the child. Last, First, Middle Initial.

**Date of Birth:** Enter the date of birth for the child. (Ex: 1/14/09, 10/15/08, etc...)

**Child's County of Residence:** Enter the name of the county of the child's residence (ex: Cleveland). If the child has more than one residence, such as in a joint custody situation, enter the county of residence where the EI services are being delivered.

**Diagnosis Code:** There is only one diagnosis code for all children in SoonerStart. It is "3159 -Unspecified Developmental Delay". The 3159 code is printed on the form.

**Date of Service:** Enter the date of service. (Ex: 3/17/09, 10/15/09, etc...)

**Location Type (Check One):** Check one box for the location setting where the service took place. If the encounter was "not attended", check the box for the location where the visit would have occurred. These match the service locations listed in the EI module in PHOCIS. If the service on that particular date happened in more than one location setting (ex: home & park), then check the box for the location where the majority of the time was spent.

**Encounter Type:** Check one box for the type of service that occurred at that visit. If the encounter was "not attended", check the encounter type that was scheduled. These match the encounter types listed in the EI module in PHOCIS.

- **Evaluation:** The evaluation is a visit done to complete the testing necessary to determine a child's initial or continuing eligibility in the program.
- **IFSP ONLY:** Used when the reason for the visit was the creation or revision of the IFSP and intervention as promised on the IFSP Service Delivery did not occur on this visit.
- **IFSP / Intervention:** Used when the reason for the visit was the creation or revision of the IFSP and intervention as promised on the IFSP Service Delivery also occurred on this visit.
- **Intervention:** Used when the reason for the visit was to provide intervention services as promised on the IFSP Service Delivery.
- **Support Services not on the IFSP Service Delivery Plan:** Used when the reason for the visit was to provide any support services not promised on the IFSP Service Delivery. (ex: Developmental, health, hearing or vision screening that did not occur as part of an evaluation visit or intervention visit. Any one-time visits by other providers not identified on the IFSP Service Delivery.)



**Attendance:** Check if the scheduled visit was "attended" or "not attended". If "not attended", check one box for the reason why. These reasons why match the choices in the EI module in PHOCIS. Put details regarding the reason for the cancellation in Service Provider note narrative section (ex: Mrs. Gonzales cancelled today's visit since Juan is in the hospital).

**Starting Time:** Enter the starting time of the service visit. Use military time (ex: 14:00 for 2:00pm). If "not attended", enter scheduled starting time in military time.

**Ending Time:** Enter the ending time of the service visit. Use military time (ex: 14:00 for 2:00pm). If "not attended", enter scheduled ending time in military time.

**Total Time (in minutes):** Enter the total length of the service in minutes. If "not attended", enter the length of time that was scheduled in minutes.

**Parent/Caregiver Signature:** If the encounter was "attended", have the parent/caregiver sign for all services that involved face-to-face contact with them. Explain that their signature just verifies that this service took place at the time and place indicated. If the service was done via videoconferencing, videophone, or other means other than face-to-face contact, write that in the signature blank. If the parent/caregiver refuses to sign, ask for the reasons why and indicate those in the signature blank.

#### **Procedure Information**

**Do not complete this section if the encounter was "not attended"**

**Procedure Code:** For all encounters that were "attended", enter the appropriate CPT/HCPCS procedure code regardless of whether or not the child was on Medicaid at the time of the service. Write "NONE" in this space if there is not a procedure code for that particular discipline or a particular activity (ex: IFSP or IFSP review, Transition Planning Conference, IEP meeting) or if the child is dually insured by Medicaid and private insurance. Also write "none" in this space and do not enter a procedure code if your discipline is authorized to bill Medicaid but your license/certificate is not current on the date the service was rendered.

**Modifier 1:** All CPT & HCPCS codes have at least one modifier. This is where you will enter Modifier 1. This modifier indicates that it is a "SoonerStart EI" service.

**Procedure Starting Time:** Enter the starting time of the procedure. This may or may not be the same as the starting time of the service visit. Use military time (ex: 14:00 for 2:00 pm).

**Procedure Ending Time:** Enter the ending time of the procedure. This may or may not be the same as the ending time of the service visit. Use military time (ex: 14:00 for 2:00 pm).

**Total Procedure Time:** Enter the total procedure time in minutes.

**Unit(s):** Enter the number of units of service. Each service has a specified unit for billing purposes. Providers are responsible for knowing and entering the appropriate units.

**Child present?** Check "yes" if the child was awake & present for at least 80% of the procedure. Check "no" if the child was asleep or not present for more than 20% of the procedure.

[Note: There is room on the form for a second procedure code, modifiers, times, etc. If this second row is not needed, put a line through this row of boxes.]

**Was your license/certificate current on the date the service was rendered? :** Check "yes" or "no". If your discipline is not authorized to bill Medicaid, check "Not applicable for this discipline".

#### **Medicaid Information**

**Child's Medicaid Number:** The Oklahoma Health Care Authority has clarified that the child's Medicaid number does not need to be documented on every Service Provider Note as long as it is documented somewhere in the child's chart. The PHOCIS demographics sheet, which contains the Medicaid number, is printed out and placed in every child's EI record.

### Service Provider Note Narrative

The narrative portion of the form is provided for the documentation of the services and/or progress of the child. Notes need to have a logical flow (see sequence of items below). SOAP format (S – Subjective; O – Objective; A – Assessment; P – Plan) may be used but is not required by the SoonerStart Early Intervention Program. Notes may be handwritten as long as the handwriting is legible. If not, they should be typed.

[Note: Unused lines on the narrative section should be deleted by drawing a diagonal line across the unused portion.]

Include the following details as applicable (in this sequence):

#### “Non-Attended” visits

Enter details regarding the reasons why a visit was “not attended” (Ex: Mrs. Gonzales cancelled today’s visit since Juan is in the hospital. Ex: Service Provider cancelled visit due to illness. Visit rescheduled for 1/16/04).

#### “Attended” visits

Who was present: Enter the names and relationships of all persons who were present and participated in the visit. (Ex: Jose & Maria, parents; Juan, the child; Antonio Vasquez, Spanish Interpreter; Susan Smith, OT)

Parent/caregiver report: Enter information that the parent/caregiver reports regarding the child’s health status, upcoming medical appointments, changes in the child’s behavior or development, concerns that they express or any other pertinent information regarding the family or child.

IFSP outcomes addressed/observations/information provided:

Enter service provider’s observations, assessment information, screening tools used & results; how evaluation results were discussed with the parent/caregiver and that they were given a copy of the METS.

Enter objective information regarding the specific functional activities & materials used during this visit and how they addressed specific outcomes on this child’s Individualized Family Service Plan (IFSP). Also indicate the parent/caregiver involvement during the visit and the things discussed with them (Ex: To address the IFSP outcome pertaining to Juan being able to sit at the table and eat with his family, I demonstrated ways to position Juan in his highchair using towel rolls on both sides and under his legs. I also demonstrated how to help him hold a spoon during feeding by placing my hand over his. Mrs. Gonzales then practiced how to place the towel rolls & how to do the hand-over-hand spoon-feeding with Juan while I gave her feedback. She expressed confidence in being able to use these activities during mealtimes in the upcoming week.)

Progress toward IFSP outcomes/provider impressions: Enter information regarding progress towards the accomplishment of outcomes on the child’s IFSP as well as progress in that child’s development or health status.

Parent/caregiver plan: Enter information about the activities & materials the parent/caregiver is planning on incorporating into the child’s daily routines or things they are going to obtain in order to address IFSP outcomes. (Ex: Mrs. Gonzales plans on using the hand-over-hand spoon-feeding & towel rolls with Juan during mealtimes this week. Mr. Gonzales indicated he will contact the caseworker at DHS to find out the status on their SoonerCare/Medicaid application.)

Provider plan: Enter information about the things the service provider will do before the next visit in order to address IFSP outcomes. (Ex: I will ask the family’s Resource Coordinator to contact them to offer assistance with applying for SSI-DCP. I will staff with SLP for suggestions for ways to incorporate activities for communication & making choices.)

Next scheduled visit: Enter the date and time of the next scheduled intervention visit.

Date note written: Enter the date the service provider finished completing this form, including the narrative section. (Ex: 3/17/09, 10/15/09, etc...). The SoonerStart Early Intervention Program has established a best practice standard that all Service Provider Notes are to be written/finished within the service visit.

Service Provider’s Name & Discipline (print): Print the service provider’s full name (first name, last name) and discipline abbreviation (Ex: CDS, PT, OT, RN, SLP, etc.).

Service Provider’s Signature: The service provider completing this form signs his/her name. The signature must be original (no photocopied signatures). The signature verifies that they did indeed provide this service and that the information contained on this form is accurate.

Routing & Filing: Give a copy (NCR) of the completed Service Provider Note to the child’s parent/caregiver at the time of the service visit. The original is given to the EI clerk for PHOCIS data entry & Medicaid billing. It is critical that all encounters that were “attended” or “not attended” get entered into PHOCIS since this will affect the accuracy of data & reports. After data entry & Medicaid billing is completed, the original is then filed in the child’s EI record.



### PROGRESS NOTES

NAME: \_\_\_\_\_ DATE OF BIRTH: \_\_\_\_\_

[illegible]

## SoonerStart Automatic Qualifying Syndromes and Conditions - Appendix O

Abetalipoproteinemia
Acanthocytosis (see Abetalipoproteinemia)
Accutane, Fetal Effects of (see Fetal Retinoid Syndrome)
Acidemia, 2-Oxoglutaric
Acidemia, Glutaric I
Acidemia, Isovaleric
Acidemia, Methylmalonic
Acidemia, Propionic
Aciduria, 3-Methylglutaconic Type II
Aciduria, Argininosuccinic
Acoustic-Cervico-Oculo Syndrome (see Cervico-Oculo-Acoustic Syndrome)
Acrocephalopolysyndactyly Type II
Acrocephalosyndactyly Type I
Acrodysostosis
Acrofacial Dysostosis, Nager Type
Adams-Oliver Syndrome (see Limb and Scalp Defects, Adams-Oliver Type)
Adrenoleukodystrophy, Neonatal (see Cerebro-Hepato-Renal Syndrome)
Aglossia Congenita (see Hypoglossia-Hypodactylia)
Aicardi Syndrome
AIDS Infection (see Fetal Acquired Immune Deficiency Syndrome)
Alaninuria (see Pyruvate Dehydrogenase Deficiency)
Albers-Schonberg Disease (see Osteopetrosis, Malignant Recessive)
Albinism, Ocular (includes Autosomal Recessive Type)
Albinism, Oculocutaneous, Brown Type (Type IV)
Albinism, Oculocutaneous, Tyrosinase Negative (Type IA)
Albinism, Oculocutaneous, Tyrosinase Positive (Type II)
Albinism, Oculocutaneous, Yellow Mutant (Type IB)
Albinism-Black Locks-Deafness
Albright Hereditary Osteodystrophy (see Parathyroid Hormone Resistance)
Alexander Disease
Alopecia - Mental Retardation
Alpers Disease
Alpha 1,4 - Glucosidase Deficiency (see Glycogenosis, Type IIA)
Alpha-L-Fucosidase Deficiency (see Fucosidosis)
Alport Syndrome (see Nephritis-Deafness, Hereditary Type)
Amaurosis (see Blindness)
Amaurosis Congenita of Leber, Types I and II (see Retina, Amaurosis Congenita, Leger Type)
Amelia (see Limb Reduction Defects) (lower limb) (upper limb)
Angelman Syndrome
Aniridia

Anophthalmia, recessive Waardenburg type (Anophthalmia - Limb Anomalies)
Anophthalmia-Limb Anomalies
Anus-Hand-Ear Syndrome
Apert Syndrome (see Acrocephalosyndactyly (Type I)
Apolipoprotein B Deficiency (see Abetalipoproteinemia)
Aracerebroside Sulfatase Deficiency (see Metachromatic Leukodystrophies)
Arachnodactyly, Contractural Beals Type
Argininemia
Arthro-Ophthalmopathy, Hereditary, Progressive, Stickler Type
Arthrogryposis (Arthrogryposes Multiplex Congenita)
Arthrogryposis, Amyplasia Type
Arthrogryposis, Distal Types I and II
Arylsulfatase A Deficiency (see Metachromatic Leukodystrophies)
Ataxia with Lactic Acidosis I (see Pyruvate Dehydrogenase Deficiency)
Ataxia with Lactic Acidosis II (see Pyruvate Carboxylase Deficiency with Lactic Acidemia)
Ataxia-Telangiectasia Syndrome
Auditory Neuropathy Spectrum Disorder (ANSD)
Autism Spectrum Disorder (ASD)
BADS Syndrome (see Albinism-Black Locks-Deafness)
BBB Syndrome (see Hypertelorism-Hypospadias Syndrome)
Bardet-Biedl Syndrome
Bartter Syndrome
Batten Disease (see Neuronal, Ceroid-Lipofuscinoses)
Beals Syndrome (see Arachnodactyly, Contractural Beals Type)
Beals-Hecht Syndrome (see Arachnodactyly, Contractural Beals Type)
Behr Syndrome (see Optic Atrophy, Infantile Heredofamilial)
Bertrand Spongy Degeneration of the CNS (see Brain, Spongy Degeneration)
Beta-Galactosidase-I Deficiency (see G(MI)-Gangliosidosis, Type I)
Biedel-Bardet Syndrome (see Bardet-Biedel Syndrome)
Bing-Siebenmann Dysplasia (see Ear, Inner Dysplasias)
Biotinidase Deficiency
Blindness or Near Blindness
Boder-Sedgwick Syndrome (see Ataxia-Telangiectasis)
BOR Syndrome (see Brachio-Oto-Renal Dysplasia)
Borjeson-Forssman-Lehmann Syndrome
Bourneville Syndrome (see Tuberous Sclerosis)
Brain, Micropolygyria
Brain, Porencephaly
Brain, Schizencephaly
Brain, Spongy Degeneration
Branchio-Oculo-Facial Syndrome

Branchio-Oto-Renal Dysplasia (when lip pits or clefts are present)
Burns Syndrome (see Ichthyosiform Erythrokeratoderma, Atypical with Deafness)
C Syndrome
Camptodactyly-Trismus Syndrome
Canavan Disease (see Brain, Spongy Degeneration)
Carbamoyl Phosphate Synthetase Deficiency
Cardio-Auditory Syndrome
Carpenter Syndrome (see Acrocephalopolysyndactyly II)
Cat Cry Syndrome (see Chromosome 5, Monosomy 5p)
Cat Eye Syndrome
Cataract, Autosomal Dominant Congenital
Cataract, Cortical and Nuclear
Cataract, Polar
Cataracts
Caudal Dysplasia (see Caudal Regression Syndrome)
Caudal Regression Syndrome (when paralysis is present)
Central Ray Defects (see Limb Reduction Defects) (upper limb) (lower limb)
Ceramidase Deficiency (see Lipogranulomatosis)
Cerebellar Parenchymal Disorder, Type IV (see Joubert Syndrome)
Cerebral Gigantism
Cerebral G(MI)-Gangliosidosis (see G(MI)-Gangliosidosis, Type I)
Cerebral Palsy
Cerebro-Costo-Mandibular Syndrome
Cerebro-Hepato-Renal Syndrome
Cerebro-Oculo-Facio-Skeletal Syndrome
Cerebroocular Dysgenesis (see Walker-Warburg Syndrome)
Cerebroside Liposis (see Gaucher Disease)
Cerebrosidosis (see Gaucher Disease)
Cervico-Oculo-Acoustic Syndrome
Cervicooculofacial Dysplasia (see Cervico-Oculo-Acoustic Syndrome)
Charge Association
Chemke Syndrome (see Walker-Warburg Syndrome)
Chicken Pox, Fetal Effects (see Fetal Effects from Varicella-Zoster)
CHILD Syndrome (see Limb Reduction-Ichthyosis)
Chondrodysplasia Calcificans Congenita (see Chondrodysplasia Punctata, X-Linked Dominant Type)
Chondrodysplasia Punctata, Rhizomelic Type
Chondrodysplasia Punctata, X-Linked Dominant Type
Chondrodystrophic Myotonia, Schwartz-Jampel Type
Christensen Krabbe Disease (see Alpers Disease)
Chromosome 1, Monosomy 1q
Chromosome 1, Monosomy 1q4

Chromosome 2, Monosomy of Medial 2q
Chromosome 2, Partial Trisomy 2p
Chromosome 2, Trisomy Distal 2q
Chromosome 3, Trisomy 3p2
Chromosome 3, Trisomy 3q2
Chromosome 4, Monosomy 4p
Chromosome 4, Monosomy Distal 4q
Chromosome 4, Trisomy 4p
Chromosome 4, Trisomy Distal 4q
Chromosome 5, Monosomy 5p
Chromosome 5, Trisomy 5q3
Chromosome 6, Monosomy Proximal 6q
Chromosome 6, Ring 6
Chromosome 6, Trisomy 6q2
Chromosome 7, Trisomy 7q2-3
Chromosome 8, Trisomy 8
Chromosome 8, Trisomy 8p 7
Chromosome 9, Partial Monosomy 9p
Chromosome 9, Trisomy 9
Chromosome 9, Trisomy 9p
Chromosome 9, Trisomy 9q3
Chromosome 10, Monosomy 10p
Chromosome 10, Monosomy 10q2
Chromosome 10, Trisomy 10q2
Chromosome 11, Monosomy 11q
Chromosome 11, Partial Monosomy 11p
Chromosome 11, Partial Trisomy 11q
Chromosome 11, Partial Trisomy 11p
Chromosome 12, Isochromosome 12p mosaicism (see Pallister-Killian Mosaic Syndrome)
Chromosome 12, Monosomy 12p
Chromosome 12, Partial Trisomy 12p
Chromosome 12, Trisomy 12q2
Chromosome 13, Monosomy 13q
Chromosome 13, Monosomy 13q3
Chromosome 13, Trisomy 13
Chromosome 13, Trisomy 13q1
Chromosome 13, Trisomy Distal 13q
Chromosome 14, Partial Trisomy 14q
Chromosome 14, Ring 14
Chromosome 15, Partial Trisomy Distal 15q
Chromosome 15, Ring 15

Chromosome 15, Trisomy 15q1
Chromosome 16, Trisomy 16q
Chromosome 17, deletion or monosomy 17p13 (see Lissencephaly Syndrome)
Chromosome 17, Interstitial Deletion 17p
Chromosome 18, Monosomy 18p
Chromosome 18, Monosomy 18q or 18r (ring)
Chromosome 18, Ring 18
Chromosome 18, Tetrasomy 18p
Chromosome 18, Trisomy 18
Chromosome 18, Trisomy 18q2
Chromosome 20, Trisomy 20p
Chromosome 21, Trisomy 21
Chromosome 22, Monosomy 22q
Chromosome 22, Partial Trisomy 22 (see Cat Eye Syndrome)
Chromosome 22, Ring 22
Chromosome XXXX (see XXXX Syndrome)
Chromosome XXXXX (see XXXXX Syndrome)
Chromosomer XXY (see Klinefelter Syndrome)
Club Hand (see Hand, Radial Club Hand)
Cockayne Syndrome
Coffin-Lowry Syndrome
Coffin-Siris Syndrome
COFS (see Cerebro-Oculo-Skeletal Syndrome)
Cohen Syndrome
Congenital Cytomegalovirus Syndrome (CMV)
Congenital Hypothyroidism
Corneal Dystrophy, Endothelial, Congenital Hereditary
Cornelia de Lange Syndrome (see De Lange Syndrome)
Corpus Callosum Agenesis
Cranio-Carpo-Tarsal Dysplasia, Whistling Face Type
Cri Du Chat Syndrome (see Chormosome 5, Monosomy 5p)
Cytochrome C Oxidase Deficiency (see Myopathy-Metabolic, Mitochondrial Cytochrome C Oxidase Deficiency)
Dandy Walker Syndrome
De Lange Syndrome
De Morsier Syndrome (see Septo-Optic Dysplasia)
De Toni-Fanconi-Debre Syndrome
Deafness (see Hearing Loss)
Deafness, Congenital I or II (see Deafness (Sensorineural), Recessive Profound)
Deafness (Sensorineural), Recessive Profound
Deafness-Ear Pits

Deafness-Malformed Ears-Mental Retardation
Deafness-Pili Torti, Bjornstad Type
Dejerine-Sottas Disease
Dermal Hypoplasia, Focal
DeSanctis-Cacchione Syndrome (see Xeroderma Pigmentosum-Mental Retardation)
Desbuquois Syndrome (see Larson Syndrome)
Diastrophic Dysplasia
DiGeorge Syndrome (see Immunodeficiency, Thymic Agenesis)
Diplegia, Congenital Facial
Donohue Syndrome (see Leprechaunism)
Down Syndrome (see Chromosome 21, Trisomy 21)
Dubowitz Syndrome
Duchenne Muscular Dystrophy (see Muscular Dystrophy, Psuedohypertrophic)
Dwarfism, Metatropic Type II (see Kniest Dysplasia)
Dwarfism, Seckle Type (see Seckle Syndrome)
Dysautonomia, Type I, Riley-Day Type
Dysautonomia, Type II, Familial (see Neuropathy, Congenital Sensory with Anhidrosis)
Ear, Inner Dysplasias
Ear, Microtia - Atresia
Ear, Ossicle and Middle Ear Malformations
Ectrodactyly
Ectrodactyly-Tibial Hemimelia (see Tibial Hypoplasia/Aplasia-Ectrodactyly)
Edwards Syndrome (see Chromosome 18, Trisomy 18)
Ehlers-Danlos Syndrome
Encephalocele
Encephalopathy, Necrotizing
Epidermal Nevus Syndrome (see Nevus, Epidermal Nevus Syndrome)
Escobar Syndrome (see Pterygium Syndrome, Multiple)
Eye, Anophthalmia
Eye, Anterior Segment Dysgenesis
Eye, Microphthalmia/Coloboma
Eye, Orbital Teratoma, Congenital
Facio-Oculo-Acoustic-Renal Syndrome
Failure to Thrive
Falciform Detachment, Congenital (see Retinal Fold)
Farber Disease (see Lipogranulomatosis)
Femoral Hypoplasia-Unusual Facies Syndrome
Fetal Acquired Immune Deficiency Syndrome 042
Fetal Alcohol Syndrome
Fetal Aminoglycoside Ototoxicity
Fetal Brain Disruption Sequence

Fetal Effects from Maternal PKU
Fetal Effects from Varicella-Zoster
Fetal Herpes Simplex Infection
Fetal Retinoid Syndrome
Fetal Rubella Syndrome
Fetal Syphilis Syndrome
Fetal Toxoplasmosis Syndrome (clinically apparent cases)
Fetal Warfarin Syndrome
FG Syndrome, Opitz-Kaveggia Type
Fibromatosis, Juvenile Hyaline
Fibula, Congenital Absence of (Type II & III)
FOAR Syndrome (see Facio-Oculo-Acoustic-Renal Syndrome)
Fragile X Syndrome (see X-Linked Mental Retardation, Fragile X Syndrome)
Fraser Syndrome
Freeman-Sheldon Syndrome (see Cranio-Carpo-Tarsal Dysplasia, Whistling Face Type)
Frontometaphyseal Dysplasia
Fucosidosis
G(MI)-Gangliosidosis, Type 1
G(MI)-Gangliosidosis Type 2
G(M2)-Gangliosidosis with Hexosaminidase A and B Deficiency
G(M2)-Gangliosidosis with Hexosaminidase A Deficiency
Galactosemia
Galactosialidosis (early-infantile type and late-infantile form)
Ganglioside Neuroaminidase Deficiency (see Mucopolidosis IV)
Ganglioside Sialidase Deficiency (see Mucopolidosis IV)
Gangliosidosis, Generalized Juvenile Type (see G(M1)-Gangliosidosis, Type 2)
Gangliosidosis, Type 1 (see G(M1)-Gangliosidosis, Type 1)
Gaucher Disease (acute or infantile form)
Giedion-Langer Syndrome (See #287)
Glutaric Aciduria Type 1 (see Acidemia, Glutaric Acidemia I)
Glutaryl-CoA Dehydrogenase Deficiency (see Acidemia, Glutaric Acidemia I)
Glycogen Storage Disease, Type IIA (see Glycogenosis, Type IIA)
Glycogenosis, Type IA
Glycogenosis, Type IIA
Goldberg Syndrome (see Galactosialidosis)
Goldenhar Syndrome (see Oculo-Auriculo-Vertebral Anomaly)
Gollop-Wolfgang Syndrome (see Tibial Hypoplasia/Aplasia-Ectrodactyly)
Goltz-Gorlin Syndrome (see Dermal Hypoplasia, Focal)
Guerin-Stern Syndrome (see Arthrogryposis)
Hallermann-Streiff Syndrome (see Oculo-Mandibulo-Facial Syndrome)
Hallgren Syndrome (see Usher Syndrome)



Haltia-Santavuori Disease (infantile) (see Neuronal Ceroid-Lipofuscinoses)
Hand, Radial Club Hand
Handmann Disk Anomaly (see Optic Disk, Morning Glory Anomaly)
Hanhart Syndrome (see Hypoglossia-Hypodactylia)
Happy Puppet Syndrome (see Angelman Syndrome)
HARD Syndrome (see Walker-Warburg Syndrome)
Hearing Loss - Permanent Unilateral or Bilateral hearing loss of 25 dB or greater
Heart-Hand Syndrome
Hecht Syndrome (see Camptodactyly-Trismus Syndrome)
Hemifacial Microsomia (see Oculo-Auriculo-Vertebral Anomaly)
Hemimelia (see Limb Reduction Defects) (upper limb) (lower limb)
Hereditary Motor Sensory Neuropathy, Type III (see Dejerine-Sottas Disease)
Herpes Simplex Infection (see Fetal Herpes Simplex Infection)
HGPRT (Hypoxanthine Guanine Phosphoribosyl Transferase) Deficiency (see Lesch-Nyhan Syndrome)
HHH Syndrome (see Hyperornithinemia-Hyperammonemia-Homocitrullinuria)
Holoprosencephaly
Holt-Oram Syndrome (see Heart-Hand Syndrome)
Hunter Syndrome (see Mucopolysaccharidosis II)
Hurler Syndrome (see Mucopolysaccharidosis I-H)
Hurler-Pfakundler Syndrome (see Mucopolysaccharidosis I-H)
Hurler-Scheie Syndrome (see Mucopolysaccharidosis I-H)
Hydrocephalus
Hyperammonemia
Hyperglycinemia, Non-ketotic
Hyperornithinemia-Hyperammonemia-Homocitrullinuria
Hypertelorism-Hypospadias Syndrome
Hypoglossia-Hypodactylia
Hypoxic-Ischemic Encephalopathy (HIE)
I-Cell Disease (see Mucopolipidosis II)
Ichthyosiform Erythrokeratoderma, Atypical with Deafness
Immunodeficiency, Thymic Agenesis
Infantile Spasms
Isovaleric Acidemia (see Acidemia, Isovaleric)
Jacobsen Syndrome (see Chromosome 11, Monosomy 11q)
Jansky-Bielchowsky Disease (late infantile) (see Neuronal Ceroid-Lipofuscinoses)
Jervell Syndrome (see Cardio-Auditory Syndrome)
Johanson-Blizzard Syndrome
Joubert Syndrome
Kearns-Sayre Disease
Keratitis-Ichthyosis-Deafness (KID) Syndrome (see Ichthyosiform Erythrokeratoderma, Atypical w/ Deafness)
Killian Syndrome (see Pallister-Killian Mosaic Syndrome)

Kinky Hair Disease (see Menkes Syndrome)
Klinefelter Syndrome
Klippel-Feil Anomaly
Kneist Dysplasia
Krabbe Disease (see Leukodystrophy, Globoid Cell Type)
Lacrimo-Auriculo-Dento-Digital Syndrome
LADD Syndrome (see Lacrimo-Auriculo-Dento-Digital Syndrome)
Lange-Nielson Syndrome (Cardio-Auditory Syndrome)
Larson Syndrome
Laurence-Moon Syndrome
Leigh Syndrome (see Myopathy-Metabolic, Mitochondrial Cytochrome C Oxidase Deficiency Or Encephalopathy, Necrotizing)
Lens and Pupil, Ectopic
Lens, Aphakia
Lens, Ectopic
Lens, Microspherophakia
Lenz Microphthalmia Syndrome
Leprechaunism
Leroy Disease (see Mucopolidosis II)
Lesch-Nyhan Syndrome
Leukodystrophy, Alexander Disease (see Alexander Disease)
Leukodystrophy, Globoid Cell Type
Levy-Hollister Syndrome (See #362)
Limb and Scalp Defects, Adams-Oliver Type
Limb Reduction Defects (upper limbs) (lower limbs)
Limb Reduction-Ichthyosis
Linear Nevus Sebaceous Syndrome (see Nevus, Epidermal Nevus Syndrome)
Lipogranulomatosis
Lipomatosis of Pancreas, Congenital (see Shwachman Syndrome)
Lipomucopolysaccharidosis (see Mucopolidosis I)
Lissencephaly Syndrome
Lissencephaly Syndrome II (see Walker-Warburg Syndrome)
Liver Disease - Neuronal Degeneration of Childhood (see Alpers Disease)
Lobster claw deformity (see Ectrodactyly)
Loken-Senior Syndrome (see Renal Dysplasia-Retinal Aplasia, Loken-Senior Type)
Louis-Barr Syndrome (see Ataxia-Telangiectasis)
Low Birth Weight (LBW) BW £ 1200 Grams (2 lbs, 10 oz) *Qualifies children up to 2 years of age only
Lowe Syndrome (see Oculo-Cerebro-Renal Syndrome)
Mandibular Dysostosis, Treacher-Collins Type-Limb Anomalies (see Acrofacial Dysostosis, Nager Type)
Mandibulofacial Dysostosis
Mannosidosis (Type I and II)

Marden-Walker Syndrome
Marinesco-Garland Syndrome (see Marinesco-Sjogren Syndrome)
Marinesco-Sjogren Syndrome
Marshall-Smith Syndrome
Martin Bell X-Linked Mental Retardation (see Fragile X Syndrome)
Maumenee Corneal Dystrophy (see Corneal Dystrophy, Endothelial, Congenital Hereditary)
Maxillofacial Dysostosis
Melnick-Fraser Syndrome (see Brachio-Oto-Renal Dysplasia)
Meningomyelocele
Menkes Syndrome
Metachromatic Leukodystrophy - Late Infantile
Metatropic Dysplasia (Dwarfism)
Methemoglobinemia, NADH-Dependent Diaphorase Deficiency, Type II
Methylmalonic Acidemia (see Acidemia, Methymalonic)
Microcephaly (3 Standard Deviations Below Mean)
Micromelia (see Limb Reduction Defects) (upper limb) lower limb)
Miller-Dieker Syndrome (see Lissencephaly Syndrome)
Mitochondrial Encephalomyopathy (see Kearns-Sayre Disease)
Moebius Syndrome (see Diplegia, Congenital Facial)
Mohr Syndrome (see Oro-Facio-Digital Syndrome, Mohr Type)
Molybdenum Co-Factor Deficiency
Mondini-Alexander Malformation of Inner Ear (see Ear, Inner Dysplasias)
Moravcsik-Marinesco-Sjogren Syndrome (see Marinesco-Sjorgen Syndrome)
Morquio Syndrome (see Mucopolysaccharidosis IV)
Mucopolidosis I
Mucopolidosis III
Mucopolidosis IV
Mucopolysaccharidosis (MPS) F (see Fucosidosis)
Mucopolysaccharidosis (MPS) I-H
Mucopolysaccharidosis (MPS) I-S
Mucopolysaccharidosis (MPS) II
Mucopolusaccharidosis (MPS) III
Mucopolysaccharidosis (MPS) IV
Mucopolysaccharidosis (MPS) VII
Mucosulfatidosis (see Sulfatase Deficiency, Multiple)
Murray Syndrome or Murray Puretic Syndrome (see Fibromatosis, Juvenile Hyaline)
Muscular Dystrophy, Pseudohypertrophic
Myasthenia Gravis, Familial Infantile (see Myasthenic Syndrome, Familial Infantile Type)
Myasthenic Syndrome, Familial Infantile Type
Myelomeningocele (see Meningomyelocele)
Myopathy, Central Core Disease Type

Myopathy, Disproportionate Fiber Type I
Myopathy, Myotubular
Myotonic Dystrophy, Congenital
Myopathy, Reducing Body
Myopathy-Metabolic, Mitochondrial Cytochrome C Oxidase Deficiency
Nager Acrofacial Dysostosis (see Acrofacial Dysostosis, Nager Type)
Nasal Hypoplasia-Peripheral Dysostosis-Mental Retardation (see Acrodysostosis)
Nephritis-Deafness (Sensorineural), Hereditary Type
Nettleship-Falls Ocular Albinism (see Albinism, Ocular)
Neuroaxonal Dystrophy, Infantile
Neuronal Ceroid-Lipofuscinoses (NCL)
Neuropathy, Congenital Sensory with Anhidrosis
Neuropathy, Giant Axonal
Nevus, Epidermal Nevus Syndrome
Niemann-Pick Disease, Group A (Acute Neuronopathic Form)
Norman-Roberts Syndrome (see Lissencephaly Syndrome)
Norrie Disease
Ocular Albinism (see Albinism, Ocular)
Oculo-Auriculo-Vertebral Anomaly
Oculo-Cerebro-Renal Syndrome
Oculo-Mandibulo-Facial Syndrome
Opitz Trigonoccephaly Syndrome (see C Syndrome)
Optic Atrophy, Infantile Heredofamilial
Optic Disk, Morning Glory Anomaly
Optic Disk, Tilted
Optic Nerve Hypoplasia
Ornithine Transcarbamylase Deficiency
Oro-Facial-Digital Syndrome, Mohr Type
Oro-Palatal-Digital Syndrome, Varadi Type
Osteodystrophy-Mental Retardation, Ruvalcaba Type
Osteogenesis Imperfecta
Osteopetrosis, Malignant Recessive
Oto-Brachio-Renal Dysplasia (see Brachio-Oto-Renal Dysplasia)
Oto-Facio-Cervical Syndrome (see Brachio-Oto-Renal Dysplasia)
Oto-Palato-Digital Syndrome I
Palatopharyngeal Incompetence
Pallister-Killian Mosaic Syndrome
Parathyroid Hormone Resistance
Patau Syndrome (see Chromosome 13, Trisomy 13)
Pelizaeus-Merzbacher Syndrome
Pena-Shokeir Syndrome I

Pena-Shokeir Syndrome II (see Cerebro-Oculo-Skeletal Syndrome)
Periventricular Leukomalacia (PVL)
Peroxisome Deficiency (see Cerebro-Hepato-Renal Syndrome)
Perrault Syndrome
Peters Anomaly (see Eye, Anterior Segment Dysgenesis)
Phenylketonuria PKU
Phocomelia (see Limb Reduction Defects) (upper limb) (lower limb)
Phytanic Acid Oxidase Deficiency, Infantile Type
Poland Syndrome (Anomaly)
Pompe Disease (see Glycogenosis, Type IIA)
Porencephaly (see Brain, Porencephaly)
Prader-Willi Syndrome
Propionic Acidemia (see Acidemia, Propionic)
Prune Belly Syndrome
Pseudo-Arylsulfatase A Deficiency (see Metachromatic Leukodystrophies)
Psuedo-Hurler Disease (see G(MI)-Gangliosidosis, Type I)
Psuedopolydystrophy (see Mucopolipidosis III)
Pterygium Syndrome, Multiple
Pterygium Syndrome, Popliteal
Pyruvate Carboxylase Deficiency with Lactic Acidemia
Pyruvate Dehydrogenase Deficiency
Radial Dysplasia (see Hand, Radial Club Hand)
REAR Syndrome (see Anus-Hand-Ear Syndrome)
Refsum Disease, Infantile Form (see Phytanic Acid Oxidase Deficiency, Infantile Type)
Renal Dysplasia-Retinal Aplasia, Loken-Senior Type
Renal Tubular Acidosis-Sensorineural Deafness
Renal-Brachio-Oto Dysplasia (see Brachio-Oto-Renal Dysplasia)
Retina, Amaurosis Congenita, Leber Type
Retina, Congenital Detachment of (see Retinal Dysplasia)
Retinal Aplasia (Hereditary), Blindness, or Degeneration, Congenital (see Retina Amaurosis Congenita, Leger)
Retinal Dysplasia
Retinal Fold
Retinal Septum, Congenital (see Retinal Fold)
Retinitis Pigmentosa, Congenital (see Retina, Amaurosis Congenita, Leber Type)
Retinoblastoma
Retinoic Acid Syndrome (see Fetal Retinoid Syndrome)
Rett Syndrome
Rhizomelic Chondrodysplasia Punctata (see Chondrodysplasia Punctata, Rhizomelic Type)
RHS Syndrome (see Smith-Lemli-Opitz Syndrome)
Richner-Hanhart Syndrome (see Tyrosinemia II, Oregon Type)
Rieger Syndrome.

Riley-Day Syndrome (see Dysautonomia I, Riley-Day Type)
Roberts Syndrome
Rubella Syndrome (see Fetal Rubella Syndrome)
Rubinstein-Taybi Broad Thumbs-Hallux Syndrome
Rud Syndrome (see Seizures-Ichthyosis-Mental Retardation)
Ruvalcaba Syndrome (see Osteodystrophy-Mental Retardation, Ruvalcaba Type)
Sacral Agenesis/Regression (see Caudal Regression Syndrome)
Sacroccygeal Dysgenesis Syndrome
Sandhoff Disease (see G(M2)-Gangliosidosis with Hexoaminidase A and B Deficiency)
Sanfilippo Syndrome (see Mucopolysaccharidosis III)
Scheie Syndrome (see Mucopolysaccharidosis I-S)
Schwartz-Jampel Syndrome (see Chondrodystrophic Myotonia, Schwartz-Jampel Type)
Sclerosing Poliodystrophy, Progressive (see Alpers Disease)
Seckel Syndrome
Seitelberger Disease (see Neuroaxonal Dystrophy, Infantile)
Seizures-Ichthyosis-Mental Retardation
Senter Syndrome (see Ichthyosiform Erythrokeratoderma, Atypical with Deafness)
Septo-Optic Dysplasia
Shprintzen Syndrome (see Velo-Cardio-Facial Syndrome)
Shwachman Syndrome
Shy-Magee Disease (see Myopathy, Central Core Disease Type)
Sialidase Deficiency (see Mucopolipidosis I)
Sjogren-Larsson Syndrome
Sly Syndrome (see Mucopolysaccharidosis VII)
Small for Gestational Age (SGA) * Qualifies children up to 1 year of age only
GA 37-40 wks & BW < 2000 grams (4 lbs, 6 oz)
GA 36 wks & BW < 1875 grams (4 lbs, 2 oz)
GA 35 wks & BW < 1700 grams (3 lbs, 12 oz)
GA 34 wks & BW < 1500 grams (3 lbs, 5 oz)
GA 33 wks & BW < 1325 grams (2 lbs, 15 oz)
Smith-Lemli-Opitz Syndrome
Smith-Magenis Syndrome (see Chromosome 17, Interstitial Deletion 17p)
Sotos Syndrome (see Cerebral Gigantism)
Spastic Ataxia, Charlevoix-Saguenay Type
Spherophakia-Brachymorphia Syndrome
Sphingomyelin Lipidosis (see Niemann-Pick Disease)
Spina Bifida Cystica with Paralysis (see Meningomyelocele)
Spinal Muscle Atrophy, Infantile Type I
Split Hand Deformity (see Ectrodactyly)
Split Hand Deformity-Mandibulofacial Dysostosis (see Acrofacial Dysostosis, Nager)
Spondyloepiphyseal Dysplasia Congenita

Spongy Degeneration of Brain (see Brain, Spongy Degeneration)
Spongy Glioneuronal Dystrophy (see Alpers Disease)
Steinert Disease (see Myotonic Dystrophy)
Stephens Syndrome (see Kearns-Sayre Disease)
Stickler Syndrome (see Arthro-Ophthalmopathy, Hereditary, Progressive, Stickler Type)
Sulfatase Deficiency, Multiple
Sulfatide Lipidosis (see Metachromatic Leukodystrophies)
Sulfatidosis, Juvenile, Austin Type (see Sulfatase Deficiency, Multiple)
Sweaty Feet Syndrome (see Acidemia, Isovaleric)
TAR Syndrome (see Thrombocytopenia-Absent Radius)
Tay-Sachs Disease (see G(M2)-Gangliosidosis with Hexosaminidase A Disease)
Teschler-Nicola/Killian Syndrome (see Pallister-Killian Mosaic Syndrome)
Thrombocytopenia - Absent Radius Syndrome
Tibial Hypoplasia/Aplasia-Ectrodactyly
Townes-Brocks Syndrome (see Anus-Hand-Ear Syndrome)
Toxoplasmosis, Infantile (see Fetal Toxoplasmosis Syndrome)
Transsuccinylase (E2) Deficiency (see Acidemia, 2-Oxoglutaric)
Treacher Collins Syndrome (see Mandibulofacial Dysostosis)
Tricho-Rhino-Phalangeal Syndrome, Type II
Trichothiodystrophy
Tuberous Sclerosis
Tyrosinemia II, Oregon Type
Usher Syndrome
Van Bogaert Spongy Degeneration of the Brain (see Brain, Spongy Degeneration)
Varadi-Papp Syndrome (see Oro-Palatal-Digital Syndrome, Varadi Type)
Vater Association (or Vacterl Association)
Velo-Cardio-Facial Syndrome
Velopharyngeal Insufficiency (see Palatopharyngeal Incompetence)
Waardenburg Anophthalmia Syndrome (see Anophthalmia-Limb Anomalies)
Walker-Warburg Syndrome
Warburg Syndrome (see Walker-Warburg Syndrome)
Weaver Syndrome
Weill-Marchesani Syndrome (see Spherophakia-Brachymorphia Syndrome)
Werdnig-Hoffman Disease (see Spinal Muscular Atrophy, Infantile Type I)
Whistling Face Syndrome (see Cranio-Carpo-Tarsal Dysplasia, Whistling Face Type)
Wildervanck Syndrome (see Cervico-Oculo-Acoustic Syndrome)
Williams Syndrome
Wolf-Hirschhorn Syndrome (see Chromosome 4, Monosomy 4p)
X-Linked Mental Retardation, Fragile X Syndrome
Xeroderma Pigmentosum-Mental Retardation
XXXX Syndrome

XXXXXX Syndrome
Zellweger Syndrome (see Cerebro-Hepato-Renal Syndrome)
Zika Virus Disease, Congenital (includes Congenital Zika Syndrome) ICD-10-CM)



# PEDIATRIC MIDDLE-EAR/HEARING SCREENING FORM

Child's name	Child's DOB	Child's Sex	Today's date
Parent name(s)			
Screener	Title	County	

## Middle-Ear Screening:

- For each ear, draw the tympanogram and record the type, canal volume, admittance peak, and pressure peak in the appropriate boxes according to screening results. See flowchart on reverse of this page.

RIGHT EAR

Draw Tympanogram			
-400	-200	0	+200

Type

Canal Volume

Admittance Peak

Pressure Peak

LEFT EAR

Draw Tympanogram			
-400	-200	0	+200

Otoscopy? ☐ Yes ☐ No

## Pure Tone Screening:

- Present a 20dB HL signal at each screening frequency. Not responding to the 20 dB tone at any frequency in either ear shall constitute a does not pass. Record a "+" (plus) for "pass" or "-" (minus) for "does not pass" in the appropriate boxes

RIGHT		
1000 Hz	2000 Hz	4000 Hz
<input type="radio"/> + <input type="radio"/> -	<input type="radio"/> + <input type="radio"/> -	<input type="radio"/> + <input type="radio"/> -

LEFT		
1000 Hz	2000 Hz	4000 Hz
<input type="radio"/> + <input type="radio"/> -	<input type="radio"/> + <input type="radio"/> -	<input type="radio"/> + <input type="radio"/> -

## Physiologic Screening:

- Refer to the specific OSDH protocol for the technology used. Check the type(s) of physiologic screening employed. Indicate screening results for each ear. Record a "+" (plus) for "pass" or "-" (minus) for "does not pass" in the appropriate box.

Type of screening:	ABR <input type="checkbox"/>	RIGHT EAR <input type="checkbox"/>	LEFT EAR <input type="checkbox"/>
	OAE <input type="checkbox"/>	RIGHT EAR <input type="checkbox"/>	LEFT EAR <input type="checkbox"/>

SCREENING RESULTS:

Pass ☐ Does Not Pass ☐

RECOMMENDATIONS:

Audiologic Referral ☐ PCP Referral ☐

Re-Check in 4-6 Weeks ☐ Other (specify) ☐

Pass newborn Hearing Screening? ☐ Y ☐ N  
History of ear infections? ☐ Y ☐ N  
P.E. Tubes? ☐ Y ☐ N

Risk Factors:

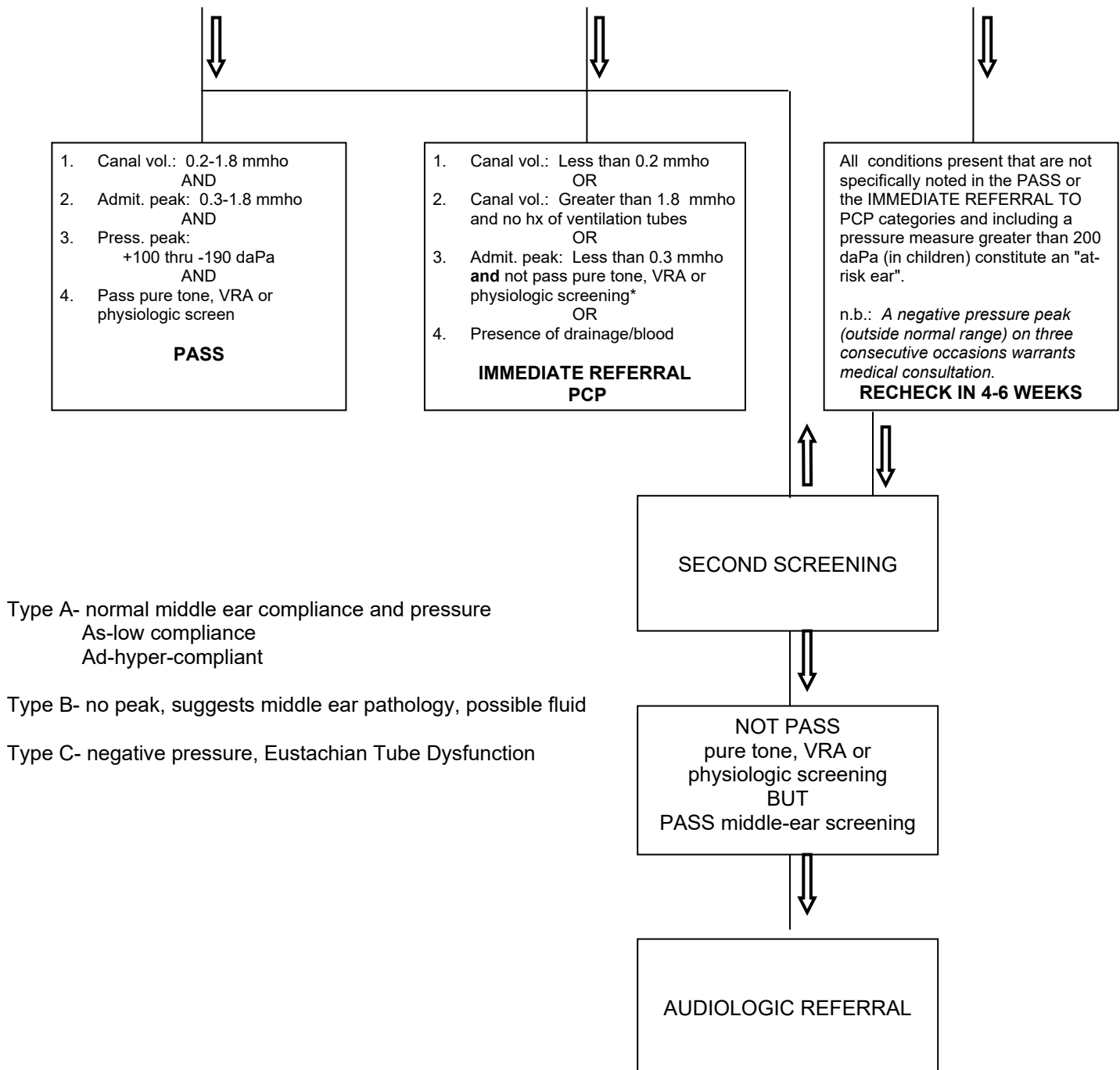
If Yes, When?

COMMENTS

# MIDDLE-EAR / HEARING SCREENING PROTOCOL

## WITHOUT OTOSCOPIC EXAMINATION

(PHNs and PNPs should refer to Practice Guidelines/Approved Orders: Middle Ear Dysfunction)



\*NOTE: IF THE CHILD IS TOO YOUNG TO TEST USING PURE TONE SCREENING AND VRA OR PHYSIOLOGIC SCREENING IS NOT AVAILABLE, THE COMBINATION OF AN ADMITTANCE PEAK OF LESS THAN 0.3 MMHO AND A HISTORY OF MIDDLE EAR EPISODES IN THE LAST SIX MONTHS IS A BASIS FOR AN IMMEDIATE REFERRAL TO A PNP OR A PHYSICIAN.

Hearing Results  
Newborn Screening Program  
Oklahoma State Department of Health  
1000 NE 10<sup>th</sup> Street  
Oklahoma City, OK 73117-1299  
405-271-6617

Dear Clinician: *If the infant's parent/guardian did not bring a similar form that includes the infant's identifying information, use this form to report hearing screening or audiologic diagnostic results to the newborn screening program. Please return the completed form to the address above or FAX it to 405-271-4892.*

Infant's last name:

Infant's first name:

DOB:

Mom's last name:

Mom's first name:

Mom's SS#:

Address:

City:

State:

Zip:

Birth Facility:

**TO THE CLINICIAN EVALUATING HEARING: COMPLETE BOX 1 IF YOU ARE SCREENING HEARING; COMPLETE BOX 2 IF YOU ARE PROVIDING A DIAGNOSTIC AUDIOLOGIC ASSESSMENT.**

**BOX 1: HEARING SCREENING RESULTS**

Screening Date: \_\_\_\_\_

Results:

Right Ear: ☐ Pass ☐ Refer Left Ear: ☐ Pass ☐ Refer Screen Method: ☐ ABR ☐ OAE ☐ other \_\_\_\_\_

Intervention: ☐ Referred ☐ Already Enrolled ☐ SoonerStart ☐ other \_\_\_\_\_

Comments:

Person screening: \_\_\_\_\_ Title: \_\_\_\_\_ Phone: \_\_\_\_\_

**BOX 2: Diagnostic Audiologic Assessment Results**

Assessment Date: \_\_\_\_\_

Seen previously? ☐ Yes ☐ No If Yes, Date: \_\_\_\_\_

Results:

Right Ear: ☐ Normal ☐ Mild Loss ☐ Moderate Loss ☐ Severe Loss ☐ Profound Loss ☐ Inconclusive

Left Ear: ☐ Normal ☐ Mild Loss ☐ Moderate Loss ☐ Severe Loss ☐ Profound Loss ☐ Inconclusive

Type of loss: ☐ Sensorineural ☐ Conductive ☐ Mixed ☐ Undetermined

Assessments used: (Check all that apply) ☐ ABR ☐ Bone ABR ☐ ASSR ☐ TEOAE ☐ DPOAE ☐ BOA ☐ VRA

☐ Pure Tone ☐ Tympanometry ☐ other \_\_\_\_\_

Intervention: ☐ Referred ☐ Already enrolled ☐ SoonerStart ☐ other \_\_\_\_\_

Comments:

Recommendations:

Audiologist: \_\_\_\_\_ Phone \_\_\_\_\_

**Appendix Q**

## NEWBORN HEARING SCREENING REPORTING FORM

### INSTRUCTIONS FOR USE

**Newborn Hearing Follow-up Report submission is mandated by the State of Oklahoma, Newborn Infant Hearing Screening Act§63-1-543.**

#### **PURPOSE:**

This Reporting Form is to be used to report all visits to your facility by infants and children birth to three years of age. Information from these reports will be used to update the newborn hearing screening results reported at birth by the hospital and monitor that each child is receiving follow-up services as soon as possible. Annual data will be reported to the Center for Disease Control and Prevention (CDC) to determine babies “Loss to Follow-up/Loss to Documentation”.

#### **REPORTING HEARING RESULTS ON ALL INFANTS AND CHILDREN FROM YOUR FACILITY should include:**

- Initial infant hearing screenings on “out of hospital births” and missed hospital screenings
- All infants that referred the initial hearing screening
- A child referred to you from other resources (parents, physicians, etc) with suspected or confirmed hearing loss
- A child being evaluated for hearing aids or cochlear implant(s)
- A child being monitored for risk factors for progressive hearing loss
- A child who exhibits any significant change in hearing status
- A child who was scheduled for follow-up from newborn screening or hearing aid fitting but missed multiple scheduled appointments and has now been lost to follow-up
- **Report all results even if auditory responses are within the normal limits or incomplete results**

#### **INSTRUCTIONS FOR USE:**

- Enter date of appointment, not the date you are filling out form

#### **IDENTIFYING INFORMATION**

- The child’s full name, birth date, and mother’s first and last name
- Mom’s SS# if given
- Current address
- Name of child’s hospital of birth or note if out-of-hospital birth
- Current Primary Care Physician

#### **RESULTS:**

- Complete Box 1 for screenings, complete Box 2 for diagnostic audiologic assessments
- Check correct test results for each ear. Ear specific test results are required, even if baby passed one ear on an initial screen. If baby has malformation of ear prohibiting a screening, need to refer for diagnostic ABR.
- Check all tests performed.
- If baby refers screening, make note of recommendations for follow-up in comments section of Box 1.
- If diagnosed hearing loss, check degree and type of loss (refer to updated ASHA guidelines for degree of loss)
- Do not mark two degrees of hearing loss. If the hearing loss crosses two levels, check the degree that encompasses the majority of the frequencies
- Include date of amplification and check type of amplification device
- Check all other referrals made
- If enrolled or referred to early intervention, note location if known
- Note any known risk factors/family history

Please return or fax the **completed form**, or **audiology report** to: Newborn Hearing Screening Program  
Oklahoma State Department of Health  
1000 N.E. 10<sup>th</sup> Street  
Oklahoma City, OK 73117

Fax (405)271-4892

# SOONERSTART VISION SCREENING

Child's name \_\_\_\_\_

Child's DOB \_\_\_\_\_

Screener(s) \_\_\_\_\_

Date \_\_\_\_\_

8a^ai žb B'S

Re-screen Date: \_\_\_\_\_

Referral to Dr. \_\_\_\_\_

To consultant: \_\_\_\_\_

Passed: \_\_\_\_\_

## SIGNIFICANT HISTORY

## VISUAL CONCERNS

## OBSERVATIONS

- |  |                              |  |   |
|--|------------------------------|--|---|
| <input type="radio"/> yes <input type="radio"/> no | eyes are misaligned          | <input type="radio"/> yes <input type="radio"/> no                           | thrusting head forward or backward to see   |
| <input type="radio"/> yes <input type="radio"/> no | cloudy appearance of pupil   | <input type="radio"/> yes <input type="radio"/> no                           | rubs eye frequently                         |
| <input type="radio"/> yes <input type="radio"/> no | red or inflamed eyes         | <input type="radio"/> yes <input type="radio"/> no <input type="radio"/> n/a | runs into furniture, spills things, clumsy  |
| <input type="radio"/> yes <input type="radio"/> no | encrusted lids, discharge    | <input type="radio"/> yes <input type="radio"/> no <input type="radio"/> n/a | poor eye-hand-body coordination, difficulty |
| <input type="radio"/> yes <input type="radio"/> no | facial asymmetry             |  | throwing/catching or going up/down stairs.  |
| <input type="radio"/> yes <input type="radio"/> no | eyes of unequal size         | <input type="radio"/> yes <input type="radio"/> no                           | unusually sensitive to light                |
| <input type="radio"/> yes <input type="radio"/> no | jerky eye movements          | <input type="radio"/> yes <input type="radio"/> no                           | very close to viewing distance              |
| <input type="radio"/> yes <input type="radio"/> no | squints, frowns or blinks    | <input type="radio"/> yes <input type="radio"/> no                           | avoids looking                              |
| <input type="radio"/> yes <input type="radio"/> no | head tilt to one side to see | <input type="radio"/> yes <input type="radio"/> no                           | light gazing                                |

## SCREENING RESPONSES

### Pupillary Response

- Present from birth.

From 12", direct a penlight into child's eyes and observe whether pupils constrict, then dilate when the light is removed.

Right Eye: ☐ present ☐ absent ☐ sluggish

☐ no concern

☐ concern

Left Eye: ☐ present ☐ absent ☐ sluggish

☐ no concern

☐ concern

### Blink Response

- Present by 1 month.

Using an age-appropriate toy, bring quickly towards the child's eyes. Child should blink in response. Make sure they are responding to the visual approach of the object and not the wind created.

Right Eye: ☐ present ☐ absent ☐ sluggish

☐ no concern

☐ concern

Left Eye: ☐ present ☐ absent ☐ sluggish

☐ no concern

☐ concern

*Blink-to-touch Response:* If blink response is absent, gently tap child's forehead between the eyes to elicit blink-to-touch.

☐ pass ☐ fail

☐ no concern

☐ concern

### Convergence/Divergence • Present at 3 months; Ability of the eyes to focus on objects at near range.

Sitting in front of the child, attract his/her attention with a toy held at eye level. From 12-16", slowly move a toy toward the bridge of the nose and slowly away. Eyes should continue to follow the to at least within 4-6" of the nose.

Convergence: ☐ pass ☐ fail

☐ no concern

☐ concern

Divergence: ☐ pass ☐ fail

☐ no concern

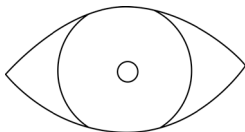
☐ concern

## Hirschberg Corneal Light Reflex

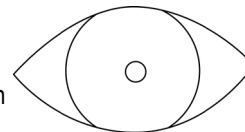
- Muscle imbalance check; present by 6 months.

Hold penlight 12-13" from face, directly in front of eyes. Direct the light at the hairline in the center of forehead. Observe the reflection of the penlight in the pupils of both eyes; it should be equally centered or equally centered toward the nose. Diagram the location of the reflection.

Left Eye: ☐ pass ☐ fail  
☐ concern ☐ no concern



Right Eye: ☐ pass ☐ fail  
☐ concern ☐ no concern



## Fixation

Hold an object at 8-18" in the child's central field of vision without cuing a sound, touch or air movements.

*Near Fixation:*

2 months – 4" x 5" object:	<input type="radio"/> steady	<input type="radio"/> fleeting	<input type="radio"/> no concern	<input type="radio"/> concern
4 months – 1" object:	<input type="radio"/> steady	<input type="radio"/> fleeting	<input type="radio"/> no concern	<input type="radio"/> concern
6 months – Cheerio:	<input type="radio"/> steady	<input type="radio"/> fleeting	<input type="radio"/> no concern	<input type="radio"/> concern

*Distance Fixation:*

9 months – 4" object:	<input type="radio"/> steady	<input type="radio"/> fleeting	<input type="radio"/> no concern	<input type="radio"/> concern
-----------------------	------------------------------	--------------------------------	----------------------------------	-------------------------------

## Tracking

< 3 months: about 50° either side of midline horizontally and 30° above and below midline vertically.

6 months: full 180° arc horizontally with smooth transition over midline.

10 months: full 180° arc horizontally without moving head.

Horizontal:	<input type="radio"/> smooth	<input type="radio"/> jerky	<input type="radio"/> eyes only	<input type="radio"/> head & eyes	<input type="radio"/> no concern	<input type="radio"/> concern
Vertical:	<input type="radio"/> smooth	<input type="radio"/> jerky	<input type="radio"/> eyes only	<input type="radio"/> head & eyes	<input type="radio"/> no concern	<input type="radio"/> concern
Circular:	<input type="radio"/> smooth	<input type="radio"/> jerky	<input type="radio"/> eyes only	<input type="radio"/> head & eyes	<input type="radio"/> no concern	<input type="radio"/> concern
Diagonal:	<input type="radio"/> smooth	<input type="radio"/> jerky	<input type="radio"/> eyes only	<input type="radio"/> head & eyes	<input type="radio"/> no concern	<input type="radio"/> concern

## Shift of Gaze

- Present by 4 months: ability to shift gaze between 2 objects. Present by 6 months: ability to smoothly shift gaze across midline.

Shift of Gaze: ☐ pass ☐ fail ☐ no concern ☐ concern

## Peripheral Field of Vision

- Full field of vision present by 1 year.

One person should hold a toy or penlight about 12-18" directly in front of the child's eyes to attract attention. A second person directly behind the child should slowly move a small toy or light from behind and above and then behind and below the head from each side toward the center of the child's vision. Repeat several times to check for consistency of response.

*Quadrant*

Upper Right:	<input type="radio"/> pass	<input type="radio"/> fail	<input type="radio"/> no concern	<input type="radio"/> concern
Lower Right:	<input type="radio"/> pass	<input type="radio"/> fail	<input type="radio"/> no concern	<input type="radio"/> concern
Upper Left:	<input type="radio"/> pass	<input type="radio"/> fail	<input type="radio"/> no concern	<input type="radio"/> concern
Lower Left:	<input type="radio"/> pass	<input type="radio"/> fail	<input type="radio"/> no concern	<input type="radio"/> concern

## COMMENTS & RECOMMENDATIONS

Upload in child's EdPlan record. Complete form at each evaluation or more often as determined by failure of screening and protocol re-screening.

# Functional Child & Family Outcomes

## Technical Assistance Document



**OKLAHOMA**  
*SoonerStart*

Developed: April 2015

This document is intended to provide technical assistance in developing “functional” child and family outcomes for the IFSP. This process is used for writing all IFSP outcomes regardless of whether or not the Oklahoma Family Interview (OFI) was completed with a family.

For an outcome to be “functional”, it must meet the following criteria:

1. Reflect the priorities of the family
2. Be useful and meaningful to the family
3. Reflect real-life situations of the family and child
4. Be free of jargon
5. Be measurable

Additional criteria to consider when developing outcomes...

- Outcomes should be able to be addressed by various people at various times through a family’s normal routines and activities... keep outcomes from becoming too specific or narrow.
- Ask yourself... why is the child working on this outcome? Is there an immediately apparent answer?
- Be clear... it should be easily understood by the family

Regarding “jargon” and “measurability”, there are some terms that should be avoided when writing functional outcomes so that outcomes are easily understood by families. The following list identifies some common early intervention terms that are best avoided when writing functional IFSP outcomes:

- Therapeutic terms – utterances, verbal exchanges, minimal physical assistance, etc.
- Improve
- Increase
- Understand
- Tolerate
- Trials (3 out of 5 times)
- Percentages (90% of the time)

### **CHILD OUTCOMES:**

There are seven identified steps used when writing a functional IFSP outcome.

#### **Step 1: Read the Informal Outcome**

The IFSP team will refer back to the prioritized concerns developed by the family during the OFI,

Example – *Austin drinking from a sippy cup*

#### **Step 2: Determine the Routines Involved**



Upon completion of a OFI, it should be easy to identify the routine(s) related to a stated [GB1] informal outcome. In the example started above, see the following:

Example – Austin drinking from a sippy cup during *all mealtimes and snacktimes*

**Step 3: Write “(The child’s name) will participate in (those routines)...”**

All child outcomes should begin with this phrase. See below for the continuation of the example outcome:

Example – *Austin will participate in all mealtimes and snacktimes...*

**Step 4: Write “...by \_\_\_\_\_ing,” inserting the desired behavior or skill**

Typically this step requires little to no wording changes from what the family said regarding the target behavior or skill. The specifics of the outcome will be addressed in the coming steps. See below:

Example – *by drinking from a sippy cup independently.*

**So far, the example outcome reads...**

*Austin will participate in all mealtimes and snacktimes by drinking from a sippy cup independently.*

*(Note – the original “informal” outcome only said... Austin drinking from a sippy cup)*

**Step 5: Determine a Measurability Criterion [GB2]**

Determine what frequency, duration or rate would be an acceptable level of behavior? This is the measure by which the family can say that the child has met the outcome. This should be determined in discussion with the IFSP team which includes the family.

Example – *Austin will hold and drink from his sippy cup independently three times per day for two weeks.*

**Step 6: Add a Generalization Criterion**

The next step is to identify the extent to which a child should demonstrate the behavior or skill across time, places, people, situations or materials.

Example – *during all mealtimes and snacktimes*

**Step 7: Add a Time Criterion**

Next, the amount of time over which the behavior or skill needs to be displayed should be determined and added to the outcome. The criterion should answer one of the following... how long, how many times, how often, etc. See example below:

Example – *for 5 consecutive days*

**The final example outcome now reads...**

*Austin will participate in all mealtimes and snacktimes by drinking from a sippy cup independently.*

*We will know he can do this when he drinks a whole cupful, holding the sippy cup independently during all mealtimes and snacktimes for 5 consecutive days.*

### **FAMILY OUTCOMES:**

Generally, a family outcome can be written using the words of the family and adding at least one measurable criterion. Typically, the criterion can be the addition of a date or “deadline” for the outcome to be met.

Example –

Informal outcome: *Eat dinner together nightly at the table as a family*

Formal outcome: *All five family members will eat dinner together nightly at the table as a family by 10/1/2015.*

### **OTHER OUTCOME INFORMATION:**

#### **Outcomes for Other People:**

Outcomes can't be written for people who are not in attendance at the IFSP meeting. For example, if parent #1 is wanting parent #2 to participate in a specific task but parent #2 did not attend the IFSP meeting... an outcome stating that parent #2 is going to do “something” should not be written. An outcome could be written for parent #1 who is at the IFSP meeting to complete an activity that would specify parent #1 addressing the desired behavior with parent #2. See below...

Example – *Jill will have a conversation with Jack about spending more time with the children.*

**Preemies/General Development Outcomes:**

The completion of a OFI should help a family move away from “global” or broad **general**<sup>[GB3]</sup> development outcomes. Through the discussion of the family’s daily activities, more specific skills or behaviors should be identified for the child and the family. Knowledge of basic child development will assist in helping families identify possible outcomes for their child’s future development and skills/behaviors within the family’s existing routines and activities. Although outcomes may still address general developmental milestones, the outcomes should be targeted and “functional” for the child and family within the context of daily routines and activities now and in the coming months.

If a family identifies that they just want their child to grow and develop... it is the responsibility of the IFSP team (RC and Service Provider) to assist the family through conversation in identifying specific, functional skills and behaviors and how those may fit in with the family’s daily life. It is necessary to also look at any other “family outcomes” that may need to be addressed for the parents and/or siblings of the child.

**Writing of Outcomes:**

The task of physically writing the IFSP outcomes belongs to the IFSP team and not to one specific individual or group of individuals. This task should be discussed and planned prior to entering the family’s home so that the process may flow smoothly and effectively. There is no right answer – however, it is a “team” effort when developing the IFSP and it is always best to utilize the strengths of each individual on the team for the good of the child and family being served. There are times when outcomes will be written by one person at an IFSP meeting and there will be times when outcomes are written by several people at an IFSP meeting depending on the situation, the individuals present at the meeting and the skills/knowledge needed to address the development of the outcome.

**Combining Outcomes:**

Generally, outcomes chosen by a family should not be combined into one larger, encompassing outcome. We want to preserve and honor the family’s desire for a specific skill or behavior and combining the skills/behaviors may make it appear as if we are not paying full attention to the individual skills they are seeking. The skills and behaviors may be worked on collectively during intervention visits but for the purposes of writing the outcomes, they should be kept separate on the IFSP document.

An example, could be that a family wants a child to be able to dress and undress independently and also to get in and out of the bathtub on their own.

We would not want to write a goal that addresses the child getting undressed before their bath, getting into and out of the tub and then putting on their pajamas afterwards.

These should be kept as two separate skills (dressing/undressing and getting in/out of the tub) when writing the outcomes but when addressing the skills during intervention visits, all may be worked on as a sequence for the family's bathtime routine.

**Professionals' Concerns Not Addressed by Family Chosen Outcomes:**

The fact that a family does not choose or identify a certain skill as a priority or outcome during an IFSP meeting does not mean that the professional's concern will not be addressed. As a professional, there is an ethical obligation to provide families with information and knowledge that is known regarding the child and family being served by SoonerStart. However, unless the professional's concern for the child or family is life-threatening or places the child, family or other family member in imminent danger or harm... the concern may need to be addressed at a different time once a relationship of trust has been formed with the family. If it is necessary to address it immediately, it should be done so and documented as necessary possibly including a prior written notice.



## SoonerStart Consent for Medicaid Reimbursement

CHILD'S NAME \_\_\_\_\_ DATE OF BIRTH \_\_\_\_\_

SoonerStart has provided you with information about Oklahoma's system of payments for early intervention services which includes seeking reimbursement from the Oklahoma Medicaid agency if your child is currently enrolled in Oklahoma Medicaid (SoonerCare). Parental consent must be obtained before personally identifiable information is disclosed to bill Medicaid. You have the right to decline SoonerStart's request to access your child's Medicaid benefits. You may withdraw your consent for SoonerStart to release personally identifiable information to bill for Medicaid compensable services at any time. If you do not provide consent for SoonerStart to bill Medicaid for Medicaid compensable services, the SoonerStart program must still make available the services on the IFSP to which the parent has provided consent.

\_\_\_\_ **YES**, I give my consent for SoonerStart to release personally identifiable information from my child's SoonerStart record to bill the Oklahoma Medicaid Program (SoonerCare) in order to obtain reimbursement for early intervention services provided to my child.

- I understand that I may revoke my consent in writing at any time.
- Unless revoked, my consent is valid while my child is enrolled in the SoonerStart Early Intervention Program.

\_\_\_\_ **NO**, I do not give consent for SoonerStart to release personally identifiable information from my child's SoonerStart record to bill the Oklahoma Medicaid Program (SoonerCare) in order to obtain reimbursement for early intervention services provided to my child.

\_\_\_\_\_  
**Parent/Caregiver Signature**

\_\_\_\_\_  
**Date**

\_\_\_\_\_  
**Parent/Caregiver Printed Name**

**FOR OFFICE USE ONLY:**

Date entered in EdPlan \_\_\_\_\_

Staff initials \_\_\_\_\_

**Appendix T**



## SoonerStart Early Intervention Program Consent for the Release of Confidential Information

<b>I understand that these records are protected under federal and state confidentiality regulations and cannot be released without written consent unless otherwise provided for in the regulations. I also understand I may revoke this consent in writing at any time unless action has already been taken based upon this consent.</b>		
<b>Authorizing Person:</b>		
<b>Request that information concerning:</b>		
<b>Child's Name:</b>	<b>Date of Birth:</b>	<b>SoonerStart Site:</b>
<b>Be released and authorize (Name and address of person or agency releasing information):</b>		
<b>Name:</b>	<b>Address:</b>	
<b>To release to:</b>		
<b>Name:</b>	<b>Address:</b>	
<b>Name:</b>	<b>Address:</b>	
<b>The following information (Kind and/or extend of information to be released):</b>		
<b>For the following purpose(s):</b>		
<b>If the records to be disclosed are educational records (which may include discipline records), they are maintained and released in accordance with the Family Education Rights and Privacy Act (FERPA). Parents or eligible students shall be provided a copy of the record to be disclosed if requested. Redisclosure, except as provided at 34 CFR 99.31, requires prior consent of parents or eligible students.</b>		
<b>THE INFORMATION I AUTHORIZE FOR RELEASE MAY INCLUDE INFORMATION AND RECORDS WHICH MAY INDICATE THE PRESENCE OF A COMMUNICABLE OR NONCOMMUNICABLE DISEASE, WHICH MAY INCLUDE, BUT ARE NOT LIMITED TO, DISEASES SUCH AS HEPATITIS, SYPHILIS, GONORRHEA AND THE HUMAN IMMUNODEFICIENCY VIRUS, ALSO KNOWN AS ACQUIRED IMMUNE DIFFICIENCY SYNDROME (AIDS).</b>		
<b>Signature of Parent/Guardian/Legal Custodian</b>		
<b>Signature of Parent/Guardian/Legal Custodian:</b>	<b>Date:</b>	

## PARENT CHILDCARE LETTER

**Dear Childcare Provider or Teacher:**

Hello! A child who attends your childcare center/home by the name of:

---

was recently determined “eligible” to receive early intervention services from the SoonerStart Early Intervention Program of Oklahoma. In an effort to gather all available information regarding this child and his/her family, we would like to speak with you briefly either by phone or in person. Through this conversation, we hope to gain more information about how this child is functioning in the activities that he or she participates in on a daily basis while in the childcare setting. We are interested in the following types of information regarding the time this child spends in your childcare center:

- *Any challenges that the child has during daily activities/routines*
- *Any skills that the child may need to improve upon or develop in order to better participate in the daily activities/routines*
- *Any concerns that you may have in regards to the child’s participation level or ability to participate in a daily activities/routines*
- *Information about how the child could better participate in daily activities/routines or what would make that activity/routine better or easier for the child*
- *Any relevant information that you feel is important to share, etc.*

The valuable information that you can provide back to us will be shared with the child’s family so that they can make important decisions about the early intervention services being provided for their child and family. With consent from the family, a Resource Coordinator from the SoonerStart Early Intervention Program will be contacting you soon to make arrangements to speak with you about this child:

**Resource Coordinator:**

**Phone Number:**

We look forward to speaking with you soon!!



## SoonerStart Early Intervention Program Equipment Use Agreement

### Read the following information:

As part of this program, SoonerStart provides adaptive equipment for trial and use as an assessment tool. The equipment used in this program may be new or used. The equipment may be owned by the State of Oklahoma or may be entrusted to the State of Oklahoma by individuals for use in the SoonerStart program.

SoonerStart agrees to provide the adaptive equipment, listed below, to the parties, identified below, hereinafter called parents whether singular or plural, whether said parties are the actual parents of the child or guardians, custodians, foster parents or otherwise, for trial and use as an assessment tool to determine whether the child, listed below, can benefit from the use of this adaptive equipment.

SoonerStart agrees to provide a verbal, visual and hands-on demonstration, to the parents and child listed below, on 1.) how to safely use this equipment and 2.) how to achieve the maximum benefit from the use of this equipment.

The parents agree 1.) to use the equipment according to the verbal, visual and hands-on demonstration, 2.) not to use this equipment with any other child, than the child listed below, without consultation with SoonerStart.

All parties agree that parents shall not obtain any right, title, and claim of ownership in said equipment of any type. All parties agree that said equipment is "loaned" to the parents on a temporary basis and SoonerStart reserves the right to require the equipment be returned to SoonerStart upon 1.) the child reaching the age of three, 2.) the parents and child moving from the State of Oklahoma or 3.) for any other reason within the discretion of SoonerStart.

All parties agree that the equipment is provided "as is" and SoonerStart does not make any warranties, either express or implied, regarding the fitness of this equipment for a specific purpose.

Parents agree to hold the local SoonerStart program, its employees, Oklahoma State Department of Health and the Oklahoma State Department of Education harmless from any damage or liability resulting from their use of said equipment or accidents while using said equipment.

### Complete the following information:

Child's Name:	Date of Birth:		
Caregiver's Name:	Relationship to Child:		
Address:		Phone Number:	
<b>Equipment Borrowed:</b>	<b>Date Borrowed:</b>	<b>Date Returned:</b>	<b>Initials:</b>
<b>Signatures:</b>			
Signature of Parent(s):		Date:	
Received by (Name/Title):		Date:	





## SoonerStart Early Intervention Program

### Assistive Technology: Request for Use of SoonerStart Funds

Child's Name:	SoonerStart Site:	Date:
<b>This request is to be completed by the Service Coordinator and submitted to the Executive Director for SoonerStart Early Intervention, Special Education Section, Oklahoma State Department of Education. A response will be provided within 10 working days of receipt of this request.</b>		
Please attach order information, manufacturer, model #, and picture of device and vendor for the assistive technology device(s)/Service(s) requested. Please provide the information requested for the below 4 items. If the information is included in existing documentation, you do not need to duplicate on this form, but rather attach relevant documents (evaluation or assessment reports, applicable sections of the IFSP, assistive technology guide, etc.) to support your request.		
State the IFSP outcome to be addressed by use of AT requested:		
Identify infant/toddler present abilities and consideration of these abilities in relation to use of specific type of assistive technology requested:		
Identify the environmental considerations for use of the technology at home, in the community, or other natural environments in which the child may participate:		
Identify efforts to access other sources of funding and state the results:		
<b>State Office Use:</b>		
SoonerStart Region:	Service Coordinator:	Date Request Received:
Phone:	Fax:	
Identify Assistive Technology Assessment Team Members:		



## SoonerStart Early Intervention Program Autism Spectrum Disorder (ASD) Screening Results

Child's Name:	Date of Birth:	
The above named child was screened and indicated to be at risk for autism spectrum disorder (ASD). One or both screeners below may have been used.		
Check all that apply:		
<input type="checkbox"/> Modified Checklist for Autism in Toddlers Revised (M-CHAT-R; Robins, Fein, & Barton, 2009). The M-CHAT-R is a Level 1 screening tool validated for screening toddlers between 18 and 30 months of age, to assess risk for autism spectrum disorders (ASD). The M-CHAT-R is based on parental report.		
<input type="checkbox"/> Screening Tool for Autism in Two-Year-Olds (STAT; Stone, Coonrod, & Ousley, 2000). The STAT is a Level 2 interactive screening measure developed to screen for autism in children between 24 and 36 months of age. Level 2 screening tools specific to autism spectrum disorder help to identify children at risk of having ASD rather than other developmental disorders.		
Screening tools for autism are not intended to indicate whether or not a child has autism; it only rules in or rules out the possibility of autism. The results of the screening have raised concerns that are consistent with autism spectrum disorder. You may want to discuss these results with your primary health care provider. SoonerStart services are not contingent upon the child having a diagnosis of ASD.		
Signature of SoonerStart Staff:	SoonerStart Site:	Date:


---

Child's Name:	Date of Birth:	
The above named child was screened and indicated to be at risk for autism spectrum disorder (ASD). One or both screeners below may have been used.		
Check all that apply:		
<input type="checkbox"/> Modified Checklist for Autism in Toddlers Revised (M-CHAT-R; Robins, Fein, & Barton, 2009). The M-CHAT-R is a Level 1 screening tool validated for screening toddlers between 18 and 30 months of age, to assess risk for autism spectrum disorders (ASD). The M-CHAT-R is based on parental report.		
<input type="checkbox"/> Screening Tool for Autism in Two-Year-Olds (STAT; Stone, Coonrod, & Ousley, 2000). The STAT is a Level 2 interactive screening measure developed to screen for autism in children between 24 and 36 months of age. Level 2 screening tools specific to autism spectrum disorder help to identify children at risk of having ASD rather than other developmental disorders.		
Screening tools for autism are not intended to indicate whether or not a child has autism; it only rules in or rules out the possibility of autism. The results of the screening have raised concerns that are consistent with autism spectrum disorder. You may want to discuss these results with your primary health care provider. SoonerStart services are not contingent upon the child having a diagnosis of ASD.		
Signature of SoonerStart Staff:	SoonerStart Site:	Date:



# Transition at Age Three *Steps for Success*

SPECIAL EDUCATION



OKLAHOMA STATE DEPARTMENT OF  
**EDUCATION**  
— CHAMPION EXCELLENCE —



OKLAHOMA  
SoonerStart

As parents of a young child receiving early intervention services, you are partners with your SoonerStart staff. When your child turns three and graduates from SoonerStart, a new adventure begins. As you explore your options beyond SoonerStart, you may consider a Head Start program, a day care center, or your local school district (to name a few). We call this process transition.

Transition may begin when your child is 27 months, but no later than 33 months. At this time, you will work with your Resource Coordinator to develop a transition plan that will be part of the Individual Family Service Plan (IFSP). Your child's Resource Coordinator will also notify the local school district of your child's upcoming third birthday in the event that your child may be eligible for services. SoonerStart does not determine eligibility for school districts. The school district may do testing to determine your child's eligibility for services in the school.

## Planning the Move

Transitions are natural events for all of us. Remember your first day of school? What about the day you brought your new baby home? Successful transitions require planning ahead and working with others who can help.

Your family's culture will also bring a unique set of values, beliefs, customs, and behaviors that may affect how you plan and the choices you make.

Through the IFSP process, your family set goals based on your priorities and concerns, and identified services and support that you needed to reach the goals. During transition, you will identify people and agencies that can help you to continue to access services you are currently receiving. Some services may not be available after SoonerStart. In that case, SoonerStart will help you find ways for you and your child to integrate activities into your family's daily life with family members or friends.

### As you plan, ask yourself:

- What do I hope and dream for my child?
- What does my child need now to grow and develop?
- Where do I want my child to play and learn?

## Choices After SoonerStart



If your child moves to the school district's program for children with disabilities, you will find this program addresses your child's educational needs; but not needs outside of school. The school has the responsibility to provide your child with an appropriate education in the least restrictive environment (LRE). To meet your other needs, you may have to choose other resources.

### These may include:

- Friends with young children
- Local parent support organizations
- Cooperative play groups
- Family child care
- Head Start
- Mother's Day Out programs
- Library story hours
- Community recreation programs
- Child care centers
- Community non-profit organizations that focus on parenting



**OKLAHOMA  
SoonerStart**

Transition from SoonerStart										
Child's Age in Months	27	28	29	30	31	32	33	34	35	3rd Birthday 
IFSP Initial Transition Planning Meeting *(27-33 months)										
Notification to the LEA										
Transition Planning Conference *(27-33 months)										
Evaluation by LEA										
Eligibility Meeting **(by 3rd birthday)										
IEP Meeting **(by 3rd birthday)										
IEP in Effect **(by 3rd birthday)										

\*Oklahoma SoonerStart Early Intervention Program Manual: Policies, Procedures, and Guidelines. Items in green are the responsibility of SoonerStart.

\*\*Oklahoma Special Education Handbook. Items in blue are the responsibility of the local school district.

## Transition Planning Conference

At the transition planning conference (TPC), you, SoonerStart personnel, and other people you invite will meet with people from programs you are considering for your child. These programs might include your local school district, Head Start, child care, a Mother's Day Out program, or other programs in your community. If you have several options, you may have more than one TPC. If you are considering a group program for your child, the meeting(s) may include visits to the actual classrooms or program sites. With your consent, your child's evaluation and/or assessment information and IFSP will be sent to the program(s) of your choice prior to the TPC so that those staff will be familiar with your family. In accordance with federal law and State policy, the transition (TPC) meeting(s) occurs at least 90 days before your child's third birthday.

## School District Services

### Evaluation, Eligibility Determination, and Individualized Education Program (IEP)

Eligibility requirements for school district services are different from those for SoonerStart. The school must determine that your child meets criteria as a child with a disability and is in need of specialized services. A comprehensive evaluation must be conducted to determine if your child is eligible.

The evaluation will provide information about your child's unique talents and needs to help you and the staff decide on services. Other sources of information, such as your child's SoonerStart or doctors' records, will also be considered.





## Meeting with the School District Staff

If school district services for children with disabilities are an option for your child, the transition meeting is a chance for you, SoonerStart providers, and school district staff to plan the transition process.

School district staff can explain eligibility criteria, service options, and how an educational plan will be developed for your child. You and others you invite can give the school district personnel information about your child. At the meeting, the school district staff will:

- Explain the program(s) in your native language.
- Discuss eligibility requirements and evaluation procedures.
- Explain the next step in the process.
- Explain your parental rights and answer your questions.
- Discuss options for where services may be provided.
- Consider your family's concerns about the change in services and the transition process.



As a parent you have information about your child that no one else has. During the meeting, you can share what you know. To help school district staff understand your family, you can:

- Share information you feel is important about your child and family.
- Ask questions.
- Share ideas and dreams for goals and objectives.
- Invite friends, relatives, or child care staff who may have useful information.
- Describe your child's activities and routines.

## The IEP Team

If your child is eligible for services, a team will meet to develop an Individualized Education Program (IEP) for your child. The people on the team will include you as parents, the evaluator who is able to explain test results to you, an administrative representative (principal or designee), a general education teacher, a special education teacher, and other service providers if applicable (speech therapist, occupational or physical therapist). You may invite people to participate, as well.

## Developing the IEP

As you develop the IEP, the IEP team will consider your child's strengths and needs, your concerns and goals, evaluation results, and factors that will help your child progress. These factors may include behavioral considerations, language needs (for English Language Learners), or Assistive Technology, if needed.

As part of your child's IEP team, you will help develop annual goals for your child. The goals will address your child's identified needs. They will enable your child to be involved and progress in age-appropriate activities. Goals are written so that your child's progress can be measured.

## Making Service Decisions

The IEP team then decides on the services your child will receive. The team chooses how often, how long, and where your child will receive services. By law, your child must receive services in the least restrictive environment (LRE). If your child turns three during the summer months, extended school year (ESY) services must be considered, though is not needed for all children. Once the team agrees on the plan, it is finalized and you are asked to sign the IEP and consent for services.

Other issues you may discuss at the meeting include planning to make your child's first days in the new program happy and successful. You may wish to schedule visits to the new classroom, or to meet others who will be involved with making your child as successful as possible.

## Speaking Up

If you do not understand something, ask questions. No question is too small. The key to a good beginning is communication among all who know and care for your child. As you talk, you will think of many creative ideas to help your child enjoy the step ahead. If problems arise, they can be discussed with openness and respect.

## Other Options

If your child is determined to be ineligible for school district services, your resource coordinator will assist you in exploring and planning for other options. Those options may include some of the community services explored earlier as you began looking into possibilities for transition.

## Items Needed for Enrolling Your Child in School

- Birth certificate
- Social security card
- Bureau of Indian Affairs card
- Current immunization record
- Sooner Care/Medicaid Card
- Available medical records
- Proof of residency
- List of emergency contacts and their phone numbers
- Health information about your child

If you have any questions at any time during this process, please visit with your Resource Coordinator for additional help.



## Differences Between the IFSP and the IEP

Some significant differences exist among the types of services provided for children under age three and their families and the services provided for children with disabilities aged three through five years. Your family may want to know some of these differences before discussing services with the school to prevent misunderstandings.

Individualized Family Service Plan (IFSP)	Individualized Education Program (IEP)
<p>Includes information about the child's present levels of development.</p> <p>With the family's approval, it may also include the family's resources, priorities, and concerns related to helping the development of their child.</p>	<p>Includes information about the child's present levels of performance and participation in developmentally appropriate activities.</p> <p>Includes information about the parent's concerns for enhancing the child's education.</p>
<p>The family determines the outcomes.</p>	<p>The IEP team (parents or guardians, teachers, administrative representative, and related service providers who may work with the child), determine the goals.</p>
<p>Includes the major outcomes desired for the child and family, and the criteria, procedures, and timeline used to determine:</p> <ul style="list-style-type: none"> <li>• The degree to which progress toward achieving outcomes is being made; and</li> <li>• Whether modifications or revisions of the outcomes are necessary.</li> </ul>	<p>Includes measureable annual goals, academic and functional, designed to:</p> <ul style="list-style-type: none"> <li>• Enable the child to be involved in and make progress in the general curriculum;</li> <li>• Explain frequency of progress reports and how they will be provided.</li> </ul>
<p>Includes the natural environment where services will be provided.</p>	<p>Includes an explanation of the extent, if any, that the child will not participate with nondisabled children in regular activities or classes (least restrictive environment).</p>
<p>Includes the specific early intervention services necessary to meet the unique needs of the child and the family to achieve identified outcomes, stating type(s) of services, how often, and for how long they will be delivered.</p>	<p>Includes the special education, related services, supplemental aids and services, modifications, and supports to be provided to help the child and participate in developmentally appropriate activities.</p>







**OKLAHOMA**  
**SoonerStart**

## About the Survey

The **SoonerStart Family Survey** is for parents and caregivers of children from birth to 3 years old who are currently receiving services through SoonerStart.

The new SoonerStart Family Survey has 16 questions and should take less than 10 minutes or less to complete.

The Family Survey is produced through a partnership between the SoonerStart Program and the Oklahoma Parents Center (OPC).

## Oklahoma Parents Center



### What is the Oklahoma Parents Center?

The Oklahoma Parents Center (OPC) is dedicated to the equality of children and adults with disabilities. Our mission is to train, inform, educate and support parents, families, professionals and consumers in building partnerships that meet the needs of children and youth with the full range of disabilities ages birth through twenty-six.

We are a 501 (c)(3) non-profit agency that operates the statewide federally funded Parent Training and Information Center (PTI) in Oklahoma. We are funded in part by the U.S. Department of Education, Office of Special Education Programs (OSEP) and the Oklahoma State Department of Education, Special Education Services (OSDE-SES). However, the contents do not necessarily represent the policies of the funding agencies and endorsement should not be assumed.

Oklahoma Parents Center, Inc.

P.O. Box 512

Holdenville, Oklahoma 74848

[www.OklahomaParentsCenter.org](http://www.OklahomaParentsCenter.org)



Like us on Facebook at  
[https://www.facebook.com/  
OkParentsCenter/](https://www.facebook.com/OkParentsCenter/)



**OKLAHOMA  
SoonerStart**

## Family Survey Brochure

# Oklahoma Parents Center

Toll Free  
877-553-4332

[www.OklahomaParentsCenter.org](http://www.OklahomaParentsCenter.org)

This survey is for families currently receiving SoonerStart services. Your responses will help guide efforts to improve services and results for children and families.

Your opinions matter! Would you share yours with us? One of the best ways to do this is to take the SoonerStart Family Survey each year. This survey asks for your opinions about the quality of the SoonerStart program. We use this information to guide the program toward improvement and to recognize areas of accomplishment. Without your opinions, we cannot identify areas of weakness and strength.

The SoonerStart Family Survey consists of 16 questions and should take you less than 10 minutes to complete. Your responses are entirely anonymous, unless you choose to share your contact information. None of the information that could be linked to you will ever be shared with SoonerStart site personnel. Your participation is voluntary, and you can stop the survey at any time (though we really appreciate complete surveys!).

The Family Survey is a collaborative effort of the SoonerStart early intervention program and the Oklahoma Parents Center, Inc. The data is reported as a whole to SoonerStart sites and to the U.S. Department of Education.

Thank you for your time and effort to improve Oklahoma's services to your children.

## How can you take the Survey?

### Take the Survey Online!

Visit our website  
or follow the  
Survey Links  
below:

English

Spanish



### Answer the Survey over the Telephone!

Call the OPC to answer  
the Survey to the staff  
877- 553 - 4332  
during business hours



### Have the Survey mailed!

To request a Survey be  
mailed to you call our  
toll-free line

877- 553 - 4332



## OK Family Interview (OFI) Outline with EdPlan

- I. Beginning/Introductions
  - a. Explain purpose of meeting
  - b. Introduce all participants
- II. Present Levels of Development
  - a. Update health information
  - b. Review and update existing vision and hearing information
- III. Family Assessment
  - a. Who lives in your household?
  - b. Who are the important people in your family's life?
  - c. What community resources/services are being provided to your family and/or child?
    - i. Review of Oklahoma Family Resource Assessment (OFRA)
  - d. What are your main concerns for your family and child?
    - i. Optional follow-up questions: How do these impact your day? When during your day are these concerns the most challenging?
- IV. Family Daily Routines/Activities (**Services with a Family Member**)
  - a. Use the OK Family Interview Tool (OFIT) gather information and star important notes on ALL required activities listed below:
    - i. Waking Up
    - ii. Diapering/Toileting/Dressing
    - iii. Eating (Meals/Snacks/Feeding/Meal Prep)
    - iv. Hanging Out
    - v. Outings
    - vi. Bath Time
    - vii. Sleeping (Nap/Bedtime/Nighttime)
- V. Childcare Daily Routines/Activities (**Services with a childcare provider**)
  - a. Method for Completion:
    - i. Best practice – Complete interview with family and childcare provider together
    - ii. Next option – Complete prior to the IFSP and review information with family at the IFSP
    - iii. Last option – Complete after the IFSP and review information over the phone with family to determine if an IFSP modification is needed
  - b. Use the OK Family Interview Tool (OFIT) for Childcare to gather information and star important notes of indicated routines on the OFIT
    - i. Waking up (naps)
    - ii. Diapering/Toileting/Dressing
    - iii. Eating
    - iv. Hanging out (play, circle time, story time, etc.)
    - v. Sleeping (naps)
    - vi. Other questions – drop off/pick up, transitions, social interactions, etc.

vii. Wrap up questions for childcare – Any specific concerns... & What skills...

VI. Wrap Up Questions

- a. Other activities not discussed
- b. Future or missed activities
- c. Weighs on your mind...

VII. Recap/Outcome Selection

- a. Team will review starred notes with the family
- b. Team and family will make a list of agreed upon potential outcomes during the recap process

VIII. IFSP

- a. Change informal outcome list to formal IFSP outcomes
- b. Determine who is responsible for assisting family with each outcome on the IFSP... RC or Service Provider(s)
  - i. Add the person responsible in the “strategy” box of the IFSP
- c. Formula: Who (child) + will do what + when (routine) + how often + over what span of time.
  - i. Example: *Johnny will feed himself with a spoon during two meals a day, daily for two weeks.*
- d. Determine services based on the IFSP outcomes and level of support needed by family

# OK Family Interview Tool

Revised Sept 2019

## Waking Up

- Tell me about wake up time
- Who's up first?
- Where does the child sleep?
- How do you know he/she is up?
- How long before your child needs your attention?
- What is your child's mood like at wake up time?
- Where is rest of the family?
- **Childcare – Are there any challenges or concerns with this activity at childcare?**
- **Over the next 6-12 months, what would you like to see happening that isn't happening now?**
- **Is there anything that would make this time better?**

## Diapering/Toileting/Dressing

- Tell me about diapering/toileting time
- How cooperative is your child during diapering/toileting?
- Is your child using the toilet? How independently?
- How does your child tell you – need to use toilet or need a diaper change?
- Tell me about dressing time
- Is your child helping w/dressing? How? What?
- Tell me about your child's communication during diapering/toileting and dressing
- **Childcare - Are there any challenges or concerns with this activity at childcare?**
- **Over the next 6-12 months, what would you like to see happening that isn't happening now?**
- **Is there anything that would make these times better?**

## Eating (Meals/Snacks/Feeding/M meal Prep)

- Tell me about mealtimes/feeding for your child and family
- How independent is your child during meals/snacks and feeding?
- Where does the family eat? Where is your child fed?
- What are other family members doing during meals/feedings?
- How do you know your child is hungry, wants more or is finished?
- Do you and your child enjoy mealtimes/feedings together? Tell me about that.
- Tell me about the time you spending preparing for meals/feedings
- **Childcare - Are there any challenges or concerns with this activity at childcare?**

- **Over the next 6-12 months, what would you like to see happening that isn't happening now?**
- **Is there anything that would make these times better?**

## Hanging out

- Tell me about your child's time spent hanging out or playing at home
- What does your family like to do together at home?
- How is your child involved in family time?
- Does your child enjoy watching TV? How do you know? What do they do?
- Are there any family activities that you'd like to do that you're unable to do at this time?
- Does your family spend much time outdoors? What do you like to do?
- What does your child like to do outside?
- What happens when it's time to go back inside?
- **Childcare - Are there any challenges or concerns with this activity at childcare?**
- **Over the next 6-12 months, what would you like to see happening that isn't happening now?**
- **Is there anything that would make these times better?**

## Outings

- Tell me about going on outings and traveling with your child
- How independent is your child during this time? How much can he/she do on own?
- Does your child enjoy traveling in the car and going on outings? How do you know?
- How does your child do with transitions to and from the car?
- Tell me about your child's communication during these times
- How does your child react to or communicate with others while out?
- **\*\*If attending childcare: Tell me about drop off/pick up times? Have others shared concerns? What were they?**
- How much attention or supervision does your child require on an outing from you?
- **Over the next 6-12 months, what would you like to see happening that isn't happening now?**
- **Is there anything that would make these times better?**

### **Bath time**

- Tell me about bath time
- How independent is your child during bathing?
- Does your child enjoy their bath? How do you know?
- How does your child do with hair washing?
- Tell me about playtime in the bath
- How does he/she communicate w/you at this time? What do you talk about?
- Tell me about getting out of the bath
- Tell me about teeth brushing with your child
- **Over the next 6-12 months, what would you like to see happening that isn't happening now?**
- **Is there anything that would make this time better?**

### **Sleeping (Nap/Bedtime/Nighttime)**

- Tell me about putting your child down to sleep for a nap
- What do you do to help your child transition to from other activities to naptime?
- How do you know when your child is ready to get up from their nap?
- Tell me about putting your child down to sleep at bedtime
- What do you do to help your child prepare for bedtime?
- Does your child sleep through night? What happens if your child wakes up?
- Is bedtime easy or stressful? Tell me about that.
- **Childcare - Are there any challenges or concerns with this activity at childcare?**
- **Over the next 6-12 months, what would you like to see happening that isn't happening now?**
- **Is there anything that would make these times better?**

### **Childcare – Other questions**

- Are there any challenges or concerns with any other activities that the child participates in at childcare?
  - ✓ Drop off/pickup
  - ✓ Transitions
  - ✓ Social interactions
- Are there any specific concerns regarding this child's development, skills or behavior?
- What skills do you feel the child needs to improve upon in order to help make their day more successful?

### **Wrap Up Questions...**

- Are there any activities that you, your family or your child participate in that we have not discussed? Would you like to discuss them now?
- Are there any additional activities that you'd like yourself, your child or your family to be able to participate in? Would you like to tell us about that?
- Is there anything that weighs on your mind? Would you like to share that with us?



# OKLAHOMA STATE DEPARTMENT OF HEALTH SUSPECTED CHILD ABUSE/NEGLECT REPORT FORM

I understand that the Oklahoma State Department of Health policy requires me, as a mandated reporter, to promptly contact the Oklahoma Department of Human Services or call the statewide 24-hour hotline number (1-800-522-3511) to make a report of suspected child abuse and/or neglect in good faith and in accordance with the law of the state of Oklahoma. I understand that this form (333F) does not replace a call to OKDHS, but is to be used to document adherence to policy, to be sent to OKDHS for hardcopy documentation, and to provide quality assurance.

This written report documents an oral report made to OKDHS on (Date) \_\_\_\_/\_\_\_\_/\_\_\_\_, (Time) \_\_\_\_:\_\_\_\_ ☐ am ☐ pm  
to (Person accepting the report) \_\_\_\_\_ Referral # \_\_\_\_\_.

**DID THIS SITUATION IMPOSE IMMINENT DANGER TO THE CHILD?** ☐ Yes ☐ No  
**IF THE CHILD WAS IN IMMINENT DANGER, WAS LAW ENFORCEMENT CALLED?** ☐ Yes ☐ No  
**WAS THIS REPORT MADE ANONYMOUSLY?** ☐ Yes ☐ No

## Reporter Information

Reporter's Name: \_\_\_\_\_ Position/Title: \_\_\_\_\_  
Phone number: \_\_\_\_\_ - \_\_\_\_\_ - \_\_\_\_\_ E-mail address: \_\_\_\_\_ County: \_\_\_\_\_

At which health department or contract agency do you work (also specify city)? \_\_\_\_\_

At the time of this incident, for which program or clinic were you working?

- ☐ Children First ☐ Early Intervention ☐ Immunization clinic ☐ PAT ☐ Well-child clinic  
☐ Child Guidance ☐ Family Planning ☐ Maternity Clinic ☐ STD clinic ☐ WIC  
☐ Administrative staff, multiple programs/clinics ☐ Other: \_\_\_\_\_

## Child Information

Name: \_\_\_\_\_ DOB/Age: \_\_\_\_\_ Race/Ethnicity: \_\_\_\_\_ Gender: \_\_\_\_\_

Is this child physically or developmentally disabled? ☐ Yes ☐ No IF YES → Please describe: \_\_\_\_\_

Address or location of child at the time of the report? \_\_\_\_\_

## Family/Caretaker Information

List each person's name and relationship to child (if known):	Age	Race/Ethnicity	Gender	Disabled?	Explain:
1. Parent/Caretaker: _____	_____	_____	_____	_____	_____
2. Parent/Caretaker: _____	_____	_____	_____	_____	_____
3. Sibling/Other: _____	_____	_____	_____	_____	_____
4. Sibling/Other: _____	_____	_____	_____	_____	_____
5. Sibling/Other: _____	_____	_____	_____	_____	_____

What is the primary language spoken in the home? ☐ English ☐ Spanish ☐ Other (specify): \_\_\_\_\_

Home Address: \_\_\_\_\_ Telephone: \_\_\_\_\_ - \_\_\_\_\_ - \_\_\_\_\_

Alternative phone: \_\_\_\_\_ - \_\_\_\_\_ - \_\_\_\_\_

## Out of Home Care

Is the child in out-of-home care? Check type:

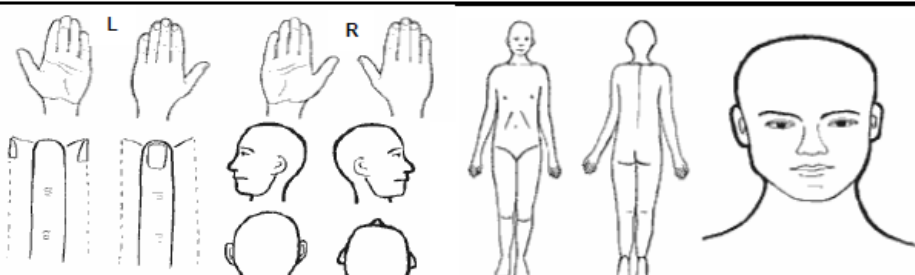
- ☐ Unknown/Not Applicable ☐ OKDHS custody ☐ Foster family home ☐ Relative's home  
☐ Childcare center or school ☐ Family friend ☐ Group home or institution ☐ Other: \_\_\_\_\_

Address: \_\_\_\_\_ Telephone: \_\_\_\_\_ - \_\_\_\_\_ - \_\_\_\_\_

Alternative phone: \_\_\_\_\_ - \_\_\_\_\_ - \_\_\_\_\_

Who are the person(s) responsible for the child at this location? \_\_\_\_\_

Name of school or childcare/daycare center: \_\_\_\_\_

<i><b>Incident Information</b></i>			
Please classify the type(s) of suspected maltreatment you are reporting (check all that apply):			
<input type="checkbox"/> Physical abuse	<input type="checkbox"/> Sexual abuse	<input type="checkbox"/> Emotional or psychological abuse	<input type="checkbox"/> Neglect
Is domestic or intimate partner violence in the home?		<input type="checkbox"/> Yes: _____	<input type="checkbox"/> No <input type="checkbox"/> Unknown
Is alcohol or a controlled dangerous substance involved?		<input type="checkbox"/> Yes: _____	<input type="checkbox"/> No <input type="checkbox"/> Unknown
Are there dangers in the home (i.e. dogs, weapons, meth lab, etc.)?		<input type="checkbox"/> Yes: _____	<input type="checkbox"/> No <input type="checkbox"/> Unknown
<i><b>Incident Information, continued</b></i>			
Please describe the nature and extent of the child's injuries, neglect or endangered condition (indicate sites on body map):			
			
<b>Alleged types and/or indicators of suspected maltreatment; check all that apply. (Note: This is not an exhaustive list)</b>			
<input type="checkbox"/> Abrasions/laceration <input type="checkbox"/> Age-inappropriate sexual behavior <input type="checkbox"/> Bite marks <input type="checkbox"/> Bone fracture (not skull) <input type="checkbox"/> Bruises/welts <input type="checkbox"/> Burns/scalds <input type="checkbox"/> Exposure to adult sexuality	<input type="checkbox"/> Exposure to domestic violence <input type="checkbox"/> Failure to obtain medical attention <input type="checkbox"/> Failure to protect <input type="checkbox"/> Failure to provide adequate nutrition <input type="checkbox"/> Failure to thrive <input type="checkbox"/> Fondling <input type="checkbox"/> Head trauma	<input type="checkbox"/> Inadequate clothing <input type="checkbox"/> Inadequate or dangerous shelter <input type="checkbox"/> Inadequate physical care <input type="checkbox"/> Lack of supervision <input type="checkbox"/> Mental trauma <input type="checkbox"/> Pornography <input type="checkbox"/> Skull fracture	<input type="checkbox"/> Substance abuse by caretaker <input type="checkbox"/> Threat of harm <input type="checkbox"/> Vaginal penetration/intercourse <input type="checkbox"/> Wounds/cuts/punctures <input type="checkbox"/> Other: _____ <input type="checkbox"/> Other: _____ <input type="checkbox"/> Other: _____
Identify any child or adult who gave an explanation of the child's injury/condition and the date; What did the child or adult say happened?			
How do you know this child? How long have you known him/her? When did you last see the child, and what was his/her condition? Does the child have any injuries now?			
When did the incident occur (time, date, location)? Did you witness the incident?			
Other pertinent information, including the name and address of others who may be willing to provide information about this case:			
<i><b>One Week Follow-Up</b></i>			
DHS Caseworker: _____		Phone number: _____ - _____ - _____ County: _____	
Was this report: <input type="checkbox"/> Accepted <input type="checkbox"/> Screened out <input type="checkbox"/> Don't know			
Was this report assigned for: <input type="checkbox"/> Investigation <input type="checkbox"/> Assessment <input type="checkbox"/> No <input type="checkbox"/> Don't know			
What priority was assigned by DHS (if known)? <input type="checkbox"/> Priority 1 (urgent) <input type="checkbox"/> Priority 2			
Notes: _____			
Have you had any problems or concerns interfacing with the local OKDHS / child welfare agency in making this report?			
<input type="checkbox"/> Yes <input type="checkbox"/> No → If YES please describe: _____			
<b>Reporter's Signature:</b> _____ <b>Today's date:</b> ____/____/____			

Please Print	PHOCIS Client Information Worksheet		Please Print
**The information completed below applies to the client receiving services today**			
<b>REASON FOR TODAYS VISIT:</b>		<b>TODAY'S DATE:</b>	
Client Last Name:		Client Home Address :	
Client First Name:		City:	State: Zip:
Client Middle Name:			
Suffix – (circle one, if applicable) II III IV Jr. Sr. V		Do we have permission to contact you at the address above? Yes No	
Client Date of Birth:		If you prefer to use a <i>confidential address</i> , please enter it here:	
Client SSN:			
Client Gender: Female Male		Client Phone Contacts:	
Is client a twin, triplet, etc.: Yes No		Cell Phone: ( )	Home: ( )
Client Birth Country:		Message: ( )	Emergency: ( )
Client Birth State:		Confidential: ( )	Pager: ( )
Client Language: American Sign Lang. English Other Spanish		Work: ( )	SMS Text: ( )
Is Client a Foster Child: Yes No		Contact Name and number for contact <i>other than self</i> :	
Client's Race (circle all that apply):			
American Indian/Alaskan Native		Client Email Address:	
Asian			
Black/African American		<b>It is important that we are able to contact you in the event of an emergency. If you</b>	
Native Hawaiian/Other Pacific Islander		<b>prefer to be contacted at a confidential number, please be sure to list the confidential</b>	
White		<b>number above and enter the contact name if someone other than yourself.</b>	
Race is only used for statistical purposes. Does not affect eligibility.			
Client's Ethnic Group: Hispanic or Latino Origin			
Not of Hispanic or Latino Origin		<b>If the client is under 11 years of age please complete guardian information</b>	
Client's Marital Status:		Relationship: Father Legal Guardian Mother Other	
Married	Single	Guardian Last Name:	
Widowed	Legally Separated	Guardian First Name:	
	Unknown	Guardian M.I.	
Client's Mother's Maiden Name:		Guardian SSN:	
Financial Information: Some services may require additional information		<b>Client Insurance: PLEASE HAVE ID AND CURRENT INSURANCE CARDS AVAILABLE</b>	
Household Income:		Current Insurance Type:	
Number of people supported by Income:		No Insurance Private Medicare IHS Medicaid Military	

## Sample Routing Sheet

Child:

Provider/RC:

Action Requested:	Comments:	Done On:	Completed by:
___ Bill Medicaid	(see progress notes)		
___ Close File	Closure code: Closure Date:		
___ Make Copies	___ IFSP (#     )    ___ MECATS (#     ) ___ ASQ (#     )    ___ ASQ/SE (#     ) ___ Other:		
___ Mailing	What:  To:		
___ Request records	From:		
___ Intake	___ Enter data		
___ Enter MECATS			
___ Update MECATS	___ Vision    ___ Hearing    ___ AT		
___ IFSP data	___ Initial : ___ Annual :		
___ Service delivery	___ new provider ___ modification		
___ Transition	___ Enter transition start date of:		
	___ Enter TPC date of:		
	___ Enter LEA Notification date of:		
___ Send letter	To:		
___ File documents			
___ Update data	Info to update:		
___ Reassign file	To:		
___ Fax to:	Info to fax:		
	Fax number:		

**Appendix EE**



**OKLAHOMA**  
SoonerStart

## SoonerStart Early Intervention Program Confidential Record

### Child Information:

First Name:	Middle Initial:	Last Name:	Date of Birth:
-------------	-----------------	------------	----------------

### The following persons have accessed these records:

Signature	Purpose	Date

These EI records are to be maintained in a confidential manner in accordance with the Family Educational Rights and Privacy Act (FERPA) (34 CFR Part 99), and Individuals with Disabilities Education Act (34 CFR 300.614), and the Education of the Handicapped Act Amendments of 1986 (P.L. 99-457, 34 CFR 303.406).

# Audiology Service Provider Notes – SoonerStart Early Intervention Program



Child's Name Last First MI			Date of Birth	Child's County of Residence	Diagnosis Code: 3159	Date of Service
<b>Location Type (Check One):</b> <input type="checkbox"/> County Health Department <input type="checkbox"/> Therapist's Office/Outpatient Clinic <input type="checkbox"/> Other (indicate where): _____			<b>Encounter Type:</b> Audiology Services		<b>Attendance (Check One):</b> <input type="checkbox"/> Attended <input type="checkbox"/> Not Attended - Reason (Check One): <input type="checkbox"/> Client Cancelled <input type="checkbox"/> State Holiday <input type="checkbox"/> Clinic Cancelled <input type="checkbox"/> Couldn't find family <input type="checkbox"/> Client No-Show <input type="checkbox"/> Weather <input type="checkbox"/> Provider Cancelled	
Starting Time:	Ending Time:	Total Time (in minutes)	My signature verifies that this service occurred. Parent/Caregiver Signature			

Did this Audiologist have a current license on the date the services were rendered? ☐ Yes ☐ No

\*SoonerStart will not seek reimbursement from Medicaid for EI services provided to children who are **enrolled for Medicaid as well as other medical benefits/insurance**. In these situations, do not complete the procedure code section. Please document procedures performed in the Audiologist Notes section below. This will allow the EI contractor to invoice SoonerStart for services provided, and it will ensure the program does not bill Medicaid for services provided to children enrolled in Medicaid and other insurance.

Check each procedure completed	Procedure Code	Modifications	Procedure Code Description
	92550	TL	Tympanometry & Reflex Threshold Measurement (92567 & 92568 combined)
	92551	TL	Screening test, pure tone, air only
	92552	TL	Pure Tone audiometry (threshold): air only
	92553	TL	Pure Tone audiometry (threshold): air and bone
	92555	TL	Speech Audiometry: threshold only
	92556	TL	Speech Audiometry: threshold with speech recognition
	92557	TL	Comprehensive Audiometry Threshold Evaluation & Speech Recognition (92553 & 92556 combined)
	92567	TL	Tympanometry (Impedance testing)- one or both ears
	92568	TL	Acoustic Reflex Testing; threshold - one or both ears
	92579	TL	Visual Reinforcement Audiometry (VRA)
	92582	TL	Conditioning Play Audiometry
	92585	TL	ABR (Auditory evoked potentials) – comprehensive
	92586	TL	ABR (Auditory evoked potentials) – limited (screening)
	92587	TL	OAE (otoacoustic emissions) – limited / screening (single stimulus level, either transient or distortion products)
	92588	TL	OAE – comprehensive / diagnostic (comparison of transient and or distortion products at multiple levels & frequencies)
	92590	TL	Hearing Aid examination and selection: monaural (one ear)
	92591	TL	Hearing Aid examination and selection: binaural (both ears)
	92592	TL	Hearing Aid check: monaural (one ear)
	92593	TL	Hearing Aid check: binaural (both ears)
	92620	TL	Central auditory function test(s)—initial 60 minutes
	92621	TL	Central auditory function test(s)—each additional 15 minutes
	V5264	TL	Ear Mold (1 mold) / insert, not disposable, any type
	V5275	TL	Ear Mold Impression (each)
	69210	None	Removal of impacted cerumen, one or both ears- needed to be done in order to complete the testing (EI cannot bill Medicaid for this)

**AUDIOLOGIST NOTES: ALSO ATTACH A COPY OF THE AUDIOLOGICAL REPORT & TESTING PRINTOUTS. IF MORE ROOM IS NEEDED, USE OSDH FORM 303G AS A CONTINUATION SHEET. ALSO USE OSDH FORM 303G TO DOCUMENT ALL “NON-ENCOUNTER” ACTIVITIES SUCH AS TIME SPENT WRITING EVALUATION REPORTS, STAFFING, PHONE CALLS & CONSULTATION.**

Date note written/finished:	Service Provider's Name (print):	Discipline: Audiologist	Service Provider's Signature:

## Instructions

Audiology Service Provider Notes – SoonerStart Early Intervention Program  
ODH form 641-A – revised 7/2012



**OKLAHOMA**  
SoonerStart

### Purpose of Form

The Audiology Service Provider Notes, ODH No. 641-A, provide documentation regarding audiological testing & audiological therapeutic services provided for children in the SoonerStart Early Intervention Program, including documentation of all no shows and cancellations (including those due to service provider's vacation or sickness). We are required to account for every hour of service promised on the IFSP. If therapeutic services were provided, the narrative portion of the note should contain enough detail to document that specific IFSP goals were addressed and that the parent/caregivers were involved at each visit. This form is also used to capture information for the EI module in PHOCIS (the OSDH client services database) and for Medicaid billing. **It is critical that all encounters that were "attended" or "not attended" get documented & entered into PHOCIS since this will affect the accuracy of data & reports in PHOCIS regarding services provided or attempted by an individual service provider.**

### Preparation of Form

EI audiology contract providers are to complete this form using black or blue ink. Each provider must complete his or her own Service Provider Note even if more than one provider was there (co-writing of notes is no longer allowed). The SoonerStart Early Intervention Program has established a best practice standard that all Service Provider Notes are to be written/finished within the service visit. If more room is needed to document the narrative portion of the note, the Progress Notes, ODH form 303G, is used as a continuation sheet. The ODH 303G should also be used to document all "non-encounter" activities such as telephone calls, evaluation report writing, consultation with the child's doctor, staffing, etc.

**Child's Name:** Enter the full name of the child. Last, First, Middle Initial.

**Date of Birth:** Enter the date of birth for the child. (Ex: 1/14/04, 10/15/03, etc...)

**Child's County of Residence:** Enter the name of the county of the child's residence (ex: Cleveland). If the child has more than one residence, such as in a joint custody situation, enter the county of residence where the EI services are being delivered.

**Diagnosis Code:** At this point in time, there is only one diagnosis code for all children in SoonerStart. It is "3159 -Unspecified Developmental Delay". The 3159 code is printed on the form.

**Date of Service:** Enter the date of service. (Ex: 5/17/04, 10/15/04, etc...).

### Encounter Activities

**Location Type (Check One):** Check one box for the location setting where the service took place. If the encounter was "not attended", check the box for the location where the visit would have occurred.

**Encounter Type:** The encounter type, Audiology Services, is printed on the form.

**Attendance:** Check if the scheduled visit was "attended" or "not attended". If "not attended", check one box for the reason why. These reasons why match the choices in the EI module in PHOCIS. Put details regarding the reason for the cancellation in Service Provider note narrative section (ex: Mrs. Gonzales cancelled today's appointment since Juan is in the hospital).

**Starting Time:** Enter the starting time of the service visit. Use military time (ex: 14:00 for 2:00pm). If "not attended", enter scheduled starting time in military time.

**Ending Time:** Enter the ending time of the service visit. Use military time (ex: 14:00 for 2:00pm). If "not attended", enter scheduled ending time in military time.

**Total Time (in minutes):** Enter the total length of the service in minutes. If "not attended", enter the length of time that was scheduled in minutes.

### Appendix GG

**Parent/Caregiver Signature:** If the encounter was “attended”, have the parent/caregiver sign for all services that involved face-to-face contact with them. Explain that their signature just verifies that this service took place at the time and place indicated. If the service was done via videoconferencing, videophone, or other means other than face-to-face contact, write that in the signature blank. If the parent/caregiver refuses to sign, ask for the reasons why and indicate those in the signature blank.

### **Procedure Information**

**Did this Audiologist have a current license on the date the services were rendered?** : Check “yes” or “no”.

**Do not complete this section if the encounter was “not attended”.**

**Do not complete this section if the child is dually covered by Medicaid and private insurance.**

SoonerStart will not seek reimbursement from Medicaid for EI services provided to children who are enrolled for Medicaid as well as other medical benefits/insurance. In these situations, do not complete the procedure code section. Please document procedures performed in the Audiologist Notes section below. This will allow the EI contractor to invoice SoonerStart for services provided, and it will ensure the program does not bill Medicaid for services provided to children enrolled in Medicaid and other medical benefits/insurance.

**Procedure Code:** For all encounters that were “attended”, check the appropriate CPT/HCPCS procedure code for each procedure completed on that visit regardless of whether or not the child was on Medicaid at the time of the service. Some activities do not have a procedure code (ex: IFSP or IFSP review, Transition Planning Conference). In this case you will just describe the activity in the narrative portion of the note.

**Modifier:** All CPT & HCPCS codes have at least one modifier. Modifier “TL” has been pre-printed on the form. This modifier indicates that it is a “SoonerStart EI” service.

### **Audiology Notes Narrative**

Audiologist notes should document who was present, parent/caregiver report, Audiologist’s observations, audiological testing results & recommendations. Also attach a copy of the audiological report, audiogram, ABR and/or OAE, tympanometry printout, etc. If therapeutic services were provided, the narrative portion of the note should contain enough detail to document that specific IFSP goals were addressed and that the parent/caregivers were involved at each visit. Notes may be handwritten as long as the handwriting is legible. If not, they should be typed. Unused lines on the narrative section should be deleted by drawing a diagonal line across the unused portion. If more room is needed to document the narrative portion of the note, the Progress Notes, ODH form 303G, is used as a continuation sheet.

**Date note written/finished:** Enter the date the service provider finished completing this form, including the entire SOAP note narrative. (Ex: 3/17/04, 10/15/04, etc...).

**Service Provider’s Name (print):** Print the service provider’s full name (first name, last name).

**Discipline:** “Audiologist” is pre-printed on the form since only Audiologists use this form.

**Service Provider’s Signature:** The service provider completing this form signs his/her name. The signature must be original (no photocopied signatures). The signature verifies that they did indeed provide this service and that the information contained on this form is accurate.

**Routing & Filing:** The EI audiology contract providers mail the original to the county who made the referral. The EI clerk will complete data entry for PHOCIS. **It is critical that all encounters that were “attended” or “not attended” get entered into PHOCIS since this will affect the accuracy of data & reports.** After data entry is completed, the original is then filed in the child’s EI health department record.

## **Appendix GG**



## PARENT AGREEMENT TO MEDIATE AND REQUEST FOR MEDIATION

I, \_\_\_\_\_, have read and understood the written materials describing mediation services and have been fully informed that the mediator is not providing the parent(s), SoonerStart, or the child with legal representation. I also understand that the mediator is not providing counseling or therapy services.

I am choosing to pursue mediation to try to reach an agreement on some or all of the issues regarding my child's SoonerStart early intervention services. I understand that the mediation process will involve the mediator's speaking privately to the parent(s) and SoonerStart representative(s). I understand that the mediator(s), acting as a neutral third party, will work with each of us to develop an agreement that is mutually satisfactory.

If an agreement is reached, I understand that the signed agreement will be shared with other individuals working with my child. I understand that discussions during the mediation session will be confidential and will not be used during subsequent proceedings. I, therefore, agree not to call the mediator(s) as a witness in any future proceedings pertaining to the child's case.

The following is a summary of the issue(s) I would like discussed at the mediation with SoonerStart:

I have received a copy of my "Parent Rights for SoonerStart Services-Notice of Procedural Safeguards."

Child Name: \_\_\_\_\_ DOB: \_\_\_\_\_

SoonerStart Site: \_\_\_\_\_

Parent(s) Name(s): \_\_\_\_\_

Address: \_\_\_\_\_ City: \_\_\_\_\_ Zip: \_\_\_\_\_

Telephone: (\_\_\_\_) \_\_\_\_\_ Email 1: \_\_\_\_\_

Parent(s) signature(s): \_\_\_\_\_

Date: \_\_\_\_\_

### SUBMIT TO:

*Special Education Resolution Center (SERC), 9726 E. 42nd Street, Suite 203, Tulsa, Oklahoma 74146.*

*Phone: (888)267-0028 toll free or (918) 270 1849. Fax: (918) 267-2062*

## SOONERSTART CONNECT QUICK START GUIDE

You will receive an email with a link:

Dear Paula Parent:

Welcome to the SoonerStart EdPlan Connect Parent Portal!

Please click the portal link [EdPlanConnect](#) to receive your access code and log in to access program information and review documents.

Click the EDPlan  
Connect Link

How would you like to receive access code?

☐ Text Message ☐ Voice Call ☐ E-Mail

Select an option to  
receive an access  
code

Enter Access Code:

Login

Enter your access  
code and log in

MY INFO **TO DO** COMPLETED ACTIONS DOCUMENTS RESOURCE COORDINATOR

You will see the To  
Do list first (new  
documents for your  
review)

MY INFO TO DO COMPLETED ACTIONS **DOCUMENTS** RESOURCE COORDINATOR

Click 'Documents'  
to view your child's  
documents

MY INFO TO DO **COMPLETED ACTIONS** DOCUMENTS RESOURCE COORDINATOR

Click 'Completed  
Actions' to view  
signed documents.  
**(COMING SOON!)**

MY INFO TO DO COMPLETED ACTIONS DOCUMENTS **RESOURCE COORDINATOR**

Click 'Resource  
Coordinator' to view  
your child's Resource  
Coordinator info

**MY INFO** TO DO COMPLETED ACTIONS DOCUMENTS RESOURCE COORDINATOR

Click 'My Info' to  
review your  
contact info



## SoonerStart Early Intervention Program Consent to Use Electronic Communication

<b>Child's Name:</b>	<b>Date of Birth:</b>	<b>SoonerStart Site:</b>
<b>Parent(s) Name:</b>	<b>Phone:</b>	<b>Email:</b>
<b>Information Regarding Transmittal of Personally Identifiable Information</b>		
<p>SoonerStart is requesting permission to communicate with you by electronic communication (email and/or text message). This communication may involve, but is not limited to scheduling appointments with your family, sending notifications related to your child's services and/or documents containing personally identifiable information. Sharing personally identifiable information by electronic communication may involve risks which include, but are not limited to, the following:</p> <ul style="list-style-type: none"><li>• Electronic communication can be forwarded and stored in electronic and paper format easily without prior knowledge of the parent.</li><li>• Electronic communication senders can misaddress an e-mail, text message, or fax and personally identifiable information can be sent to incorrect recipients by mistake.</li><li>• Electronic communication sent over the Internet without encryption is not secure and can be intercepted by unknown third parties.</li><li>• Backup copies of electronic communications may still exist even after the sender and receiver have deleted the messages.</li><li>• Employers and online service providers have a right to check electronic communication sent through their systems.</li><li>• Electronic communication can contain harmful viruses and other programs.</li></ul>		
<b>Parental Acknowledgment and Consent</b>		
<p>I give consent for SoonerStart to communicate with me via electronic communication concerning my child's participation in the SoonerStart Early Intervention Program.</p> <ul style="list-style-type: none"><li>• I have been provided and understand the inherent risks of using electronic communication to share personally identifiable information.</li><li>• I understand signing or not signing this authorization will not affect my child's eligibility or services with the SoonerStart program.</li><li>• I understand I cannot restrict information that may have already been shared based on this authorization.</li><li>• I understand that it is my responsibility to notify SoonerStart if there are changes to the phone number(s) and/or the email address listed above.</li><li>• I understand that I can revoke this authorization at any time. The revocation must be made in writing to SoonerStart. Unless revoked or terminated, this authorization shall remain in effect while my child is enrolled in the SoonerStart program.</li></ul>		
<b>Signature of Parent or Legal Representative:</b>		<b>Date:</b>

## Oklahoma Family Resource Assessment – Parent Questionnaire

**Parent/Guardian:** In an effort to better serve your child and family, please complete the following brief questionnaire regarding the current community resources and/or services received by your child/family. Simply check the box in the “Have” column for any resource/service already in place for your child/family.

<b>Child's Name:</b>		<b>Completion Date:</b>	
<b>Number of adults 18 years or older living in your home</b>		<b>Number of children under 18 years old living in your home</b>	
<b>YEARLY Household Gross Income Estimate</b>			
<input type="checkbox"/> Less than \$26,000 <input type="checkbox"/> \$26,000 to \$35,000 <input type="checkbox"/> \$35,000 to \$45,000	<input type="checkbox"/> \$45,000 to \$54,000 <input type="checkbox"/> \$54,000 to \$63,000 <input type="checkbox"/> \$63,000 to \$72,000	<input type="checkbox"/> \$72,000 to \$82,000 <input type="checkbox"/> \$82,000 or more	
<i>What are your current concerns for your child and/or family?</i>			
<i>Of these concerns, what is most important to you (may list more than one priority)?</i>			
<b>Resource/Service</b>	<b>HAVE</b>	<b>Resource/Service</b>	<b>HAVE</b>
Child/Children – Health Insurance or TEFRA		Adult Education/GED Program	
Child/Children – Primary Care Physician		Other Clothing/ <b>Food Assistance</b>	
Child/Children – Well Child Care/Immunizations		TANF (Temporary Assistance for Needy Families)	
Child/Children – Prescriptions/Medical Supplies		LIHEAP (Low Income Home Energy Assistance)	
Child/Children – Dental Care		<b>Other Diaper/Formula Assistance</b>	
Child/Children – Vision Care		Parent Support Group(s)	
Self/Other Adults – Health Insurance		Counseling services for self/child/other adult(s)	
Self/Other Adults – Primary Care Physician		Reliable transportation	
Self/Other Adults – Dental Care		Valid driver's license or state ID	
Self/Other Adults – Vision Care		Access to public transportation	
Self/Other Adults – Prescriptions/Medical Supplies		SoonerRide	
WIC (Women, Infants and Children)		Housing	
Tribal Affiliation/Benefits/CDIB		Housing and/or Utility Assistance	
SNAP (Supplemental Nutrition Assistance)		Community Weatherization Assistance	
SSI/Social Security Income		Childcare	
SSI/DCP (Disabled Children Program)		DHS Childcare Assistance	
DDSD – Family Support Assistance Program		Early Head Start/Head Start	
DDSD – In-Home Supports Waiver		Private Therapy Services (PT, OT, Speech)	
Respite Care		Access to community library services/programs	
<i>Do you have any immediate resource needs regarding food, shelter or safety for your child, self or family?</i> <input type="checkbox"/> yes <input type="checkbox"/> no			

**SOONERSTART EARLY INTERVENTION PROGRAM**  
**Consent to Obtain Audio Recordings for Professional Development**



**OKLAHOMA**  
**SoonerStart**

\_\_\_\_\_  
**Parent Name(s)**

\_\_\_\_\_  
**Address**

\_\_\_\_\_  
**Child's Name**

\_\_\_\_\_  
**DOB**

SoonerStart recognizes that ongoing professional development is necessary to maintain the skills of our highly qualified early intervention professionals. We believe that professional development activities such as mentoring, coaching, monitoring and self-assessment of staff are most effective when based on real-life interactions with children and families in the SoonerStart program. With your consent, we would like to complete an audio recording of your family and child interacting with SoonerStart staff at your child's:

- \_\_\_\_\_ Intake and Resource Assessment
- \_\_\_\_\_ Eligibility Evaluation
- \_\_\_\_\_ Family Assessment/Individualized Family Service Plan meeting
- \_\_\_\_\_ Transition Initiation and Planning meeting
- \_\_\_\_\_ Early Intervention Service Visit

- I give consent to the SoonerStart Early Intervention program to complete an audio recording of the event indicated above on (Date)\_\_\_\_\_.
- I understand that the audio recording of my child, myself and any family members present will be obtained on an encrypted device and is considered personally identifiable information (PII) that is maintained in a confidential manner per IDEA, Part C regulations.
- I understand that the audio recording cannot be released outside of the SoonerStart program without my express written consent.
- I understand that the audio recording is not considered part of my child's SoonerStart record and will not be stored or maintained on any device after it is utilized for professional development purposes.
- I understand that this consent is for a single occurrence and may be revoked at any time before the audio recording.

I have read and understand the items above. By signing below I give permission for the SoonerStart Early Intervention program to obtain an audio recording of myself, my child and family members present. My refusal to sign this consent does not affect my ability to obtain Early Intervention Services.

\_\_\_\_\_  
Parent/Guardian Signature

\_\_\_\_\_  
Date

\_\_\_\_\_  
Parent/Guardian Signature

\_\_\_\_\_  
Date



## Request for Nondirectory Educational Records



I understand these records are protected under federal and state confidentiality regulations and cannot be released without written consent unless otherwise provided for in federal or state regulations. In the course of my official duties, I am requesting the release of these educational records under the authority of Section 1-6-103 of Title 10A of the Oklahoma Statutes.

### Child's Information

Child's name:  Date of birth:

School name  Grade

### Requester's Information

Name  Job title:

Work address:  Phone :

### Educational Records Requested

- |  |  |  |
|--|--|--|
| <input type="checkbox"/> Attendance records              | <input type="checkbox"/> Class schedule            | <input type="checkbox"/> Discipline records      |
| <input type="checkbox"/> English language learner status | <input type="checkbox"/> Grades                    | <input type="checkbox"/> Parent/guardian contact |
| <input type="checkbox"/> School lunch participation      | <input type="checkbox"/> Special education records | <input type="checkbox"/> SoonerStart records     |
| <input type="checkbox"/> Additional information:         |  |  |

### Reason for Release

- ☐ Child in DHS custody   ☐ Investigation of child abuse   ☐ Investigation of child neglect  
☐ Other:

### Acknowledgment and Signature

- I am authorized to obtain the requested records and the records are requested solely for the aforementioned purpose. I agree not to release, share, or disclose these records to any person not authorized under federal or state law. Any redisclosure, except as provided by Section 99.31 of Title 34 of the Code of Federal Regulations, requires consent of the parents, guardians, or eligible students.
- I have attached a copy of my badge verifying my current DHS employment.

Signature

Date

## M-CHAT-R™

Please answer these questions about your child. Keep in mind how your child usually behaves. If you have seen your child do the behavior a few times, but he or she does not usually do it, then please answer **no**. Please circle **yes** or **no** for every question. Thank you very much.

	Yes	No
1. If you point at something across the room, does your child look at it? ( <b>FOR EXAMPLE</b> , if you point at a toy or an animal, does your child look at the toy or animal?)		
2. Have you ever wondered if your child might be deaf?	Yes	No
3. Does your child play pretend or make-believe? ( <b>FOR EXAMPLE</b> , pretend to drink from an empty cup, pretend to talk on a phone, or pretend to feed a doll or stuffed animal?)	Yes	No
4. Does your child like climbing on things? ( <b>FOR EXAMPLE</b> , furniture, playground equipment, or stairs)	Yes	No
5. Does your child make <u>unusual</u> finger movements near his or her eyes? ( <b>FOR EXAMPLE</b> , does your child wiggle his or her fingers close to his or her eyes?)	Yes	No
6. Does your child point with one finger to ask for something or to get help? ( <b>FOR EXAMPLE</b> , pointing to a snack or toy that is out of reach)	Yes	No
7. Does your child point with one finger to show you something interesting? ( <b>FOR EXAMPLE</b> , pointing to an airplane in the sky or a big truck in the road)	Yes	No
8. Is your child interested in other children? ( <b>FOR EXAMPLE</b> , does your child watch other children, smile at them, or go to them?)	Yes	No
9. Does your child show you things by bringing them to you or holding them up for you to see – not to get help, but just to share? ( <b>FOR EXAMPLE</b> , showing you a flower, a stuffed animal, or a toy truck)	Yes	No
10. Does your child respond when you call his or her name? ( <b>FOR EXAMPLE</b> , does he or she look up, talk or babble, or stop what he or she is doing when you call his or her name?)	Yes	No
11. When you smile at your child, does he or she smile back at you?	Yes	No
12. Does your child get upset by everyday noises? ( <b>FOR EXAMPLE</b> , does your child scream or cry to noise such as a vacuum cleaner or loud music?)	Yes	No
13. Does your child walk?	Yes	No
14. Does your child look you in the eye when you are talking to him or her, playing with him or her, or dressing him or her?	Yes	No
15. Does your child try to copy what you do? ( <b>FOR EXAMPLE</b> , wave bye-bye, clap, or make a funny noise when you do)	Yes	No
16. If you turn your head to look at something, does your child look around to see what you are looking at?	Yes	No
17. Does your child try to get you to watch him or her? ( <b>FOR EXAMPLE</b> , does your child look at you for praise, or say “look” or “watch me”?)	Yes	No
18. Does your child understand when you tell him or her to do something? ( <b>FOR EXAMPLE</b> , if you don’t point, can your child understand “put the book on the chair” or “bring me the blanket”?)	Yes	No
19. If something new happens, does your child look at your face to see how you feel about it? ( <b>FOR EXAMPLE</b> , if he or she hears a strange or funny noise, or sees a new toy, will he or she look at your face?)	Yes	No
20. Does your child like movement activities? ( <b>FOR EXAMPLE</b> , being swung or bounced on your knee)	Yes	No

# M-CHAT-R Follow-Up™ Scoring Sheet

Please note: Yes/No has been replaced with Pass/Fail

1. If you point at something across the room, does your child look at it? ( <b>FOR EXAMPLE</b> , if you point at a toy or an animal, does your child look at the toy or animal?)	Pass Fail
2. Have you ever wondered if your child might be deaf?	Pass Fail
3. Does your child play pretend or make-believe? ( <b>FOR EXAMPLE</b> , pretend to drink from an empty cup, pretend to talk on a phone, or pretend to feed a doll or stuffed animal)	Pass Fail
4. Does your child like climbing on things? ( <b>FOR EXAMPLE</b> , furniture, playground equipment, or stairs)	Pass Fail
5. Does your child make unusual finger movements near his or her eyes? ( <b>FOR EXAMPLE</b> , does your child wiggle his or her fingers close to his or her eyes?)	Pass Fail
6. Does your child point with one finger to ask for something or to get help? ( <b>FOR EXAMPLE</b> , pointing to a snack or toy that is out of reach)	Pass Fail
7. Does your child point with one finger to show you something interesting? ( <b>FOR EXAMPLE</b> , pointing to an airplane in the sky or a big truck in the road)	Pass Fail
8. Is your child interested in other children? ( <b>FOR EXAMPLE</b> , does your child watch other children, smile at them, or go to them?)	Pass Fail
9. Does your child show you things by bringing them to you or holding them up for you to see – not to get help, but just to share? ( <b>FOR EXAMPLE</b> , showing you a flower, a stuffed animal, or a toy truck)	Pass Fail
10. Does your child respond when you call his or her name? ( <b>FOR EXAMPLE</b> , does he or she look up, talk or babble, or stop what he or she is doing when you call his or her name?)	Pass Fail
11. When you smile at your child, does he or she smile back at you?	Pass Fail
12. Does your child get upset by everyday noises? ( <b>FOR EXAMPLE</b> , a vacuum cleaner or loud music)	Pass Fail
13. Does your child walk?	Pass Fail
14. Does your child look you in the eye when you are talking to him or her, playing with him or her, or dressing him or her?	Pass Fail
15. Does your child try to copy what you do? ( <b>FOR EXAMPLE</b> , wave bye-bye, clap, or make a funny noise when you do)	Pass Fail
16. If you turn your head to look at something, does your child look around to see what you are looking at?	Pass Fail
17. Does your child try to get you to watch him or her? ( <b>FOR EXAMPLE</b> , does your child look at you for praise, or say “look” or “watch me”)	Pass Fail
18. Does your child understand when you tell him or her to do something? ( <b>FOR EXAMPLE</b> , if you don’t point, can your child understand “put the book on the chair” or “bring me the blanket”)	Pass Fail
19. If something new happens, does your child look at your face to see how you feel about it? ( <b>FOR EXAMPLE</b> , if he or she hears a strange or funny noise, or sees a new toy, will he or she look at your face?)	Pass Fail
20. Does your child like movement activities? ( <b>FOR EXAMPLE</b> , being swung or bounced on your knee)	Pass Fail

© 2009 Diana Robins, Deborah Fein, & Marianne Barton

Total Score: \_\_\_\_\_





## SoonerStart Assistive Technology (AT)

### Purpose, Policy, Procedures

#### Device Demonstration Program



The Assistive Technology (AT) Device Demonstration Program is located at the various SoonerStart sites in Oklahoma.

**Purpose:** The purpose of the AT Device Demonstration Program is to offer individual or group exploration of one or more AT devices to assist in decision making about device purchase or utilization. In addition, the demonstration program can offer guided experiences for individuals and small groups with a particular device to support effective usage.

#### Policy:

1. The AT Device Demonstration Program is available to all children receiving SoonerStart services.
2. Requests for device demonstrations may be initiated by family members, advocates, or service providers.
3. Demonstrations may be offered in-person or virtually.
4. All devices available for demonstration are available for short-term loan through the ABLE Tech Device Loan Program.
5. Requests for device short-term loans through ABLE Tech may be initiated by family members, advocates, or service providers.

#### Procedures:

1. Service providers, with the input of families, will first think about the needs and abilities of the child and determine what AT might help the child do something they otherwise couldn't do.
2. Service providers then choose 1 or more AT devices to show the child/family, allowing them to interact with the device and/or try out its features. Parents/Caregivers will have enough information to decide if they would like to try the device for longer (through a short-term loan) or if they would like a demonstration of another type of AT.
3. Following demonstrations, service providers will complete and submit demonstration reports to ABLE Tech.
4. ABLE Tech maintains data on SoonerStart demonstrations and determines quarterly and annual Recognition Awards based on the following:
  - A. More than 1 discipline reporting
  - B. An increase in demonstrations from the previous quarter
  - C. High decision-making and satisfaction outcomes
  - D. Submission of a success story with photo and release
5. ABLE Tech will provide \$500 in new AT to all quarterly Recognition Award winners and \$800 to all annual Recognition Award winners.
5. SoonerStart AT Contacts will complete Inventory Checks on all SoonerStart team kits once per year and report results of working/missing/lost/stolen items to ABLE Tech.
6. SoonerStart AT Contacts will ensure all AT is sanitized after each use and a Sanitization Checklist is completed once per year to submit to ABLE Tech.

#### Device Categories:

The following is the basic grouping, along with a few examples to help you find what you may be looking to borrow.

Aids for Daily Living	Eating, drinking, cooking, grooming, toileting, dressing, etc.
Environmental Adaptations	Portable ramps, switches, toys, weighted vests/blankets
Hearing	Personal listening devices, amplification devices, alerts
Speech Communication	Augmentative or alternative communication devices
Computer and Related	Adaptive keyboards/mice, input devices, disability software
Learning, Cognition/Development	Portable note takers, accessible books/early literacy materials
Recreation	Cards and holders, adaptive games
Vision	Magnifiers, Lite box, tactile manipulatives
Mobility, Seating & Positioning	Versaform pillow, rolled up towels/pillows/swim noodles
Vehicle Modifications	Vehicle lifts, modified car seat

Updated 7/1/2020

## Oklahoma Children with Hearing Loss

### Tracking/Data Management for Sooner Start/NHSP

### Sooner Start Staffing Form

PURPOSE: To assist the Newborn Hearing Screening Program with tracking and surveillance of infants throughout the Early Hearing Detection and Intervention (EHDI) Process. This includes screening, diagnostics, amplification, and placement into early intervention services. Information provided by Sooner Start sometimes brings to our attention children with permanent hearing loss for whom we may not have received reports from Audiology Clinics.

Request: Please provide information regarding children who have been diagnosed or are in the process of being diagnosed with hearing loss. **This includes those receiving early intervention services as well as those families who declined services.** Please provide as much of the following information to ensure that individual records can be accurately matched with information reported from other sources.

#### Completion Tips:

#### 1. Hearing Diagnosis (MUST BE PERMANENT)

Type can be: SENSORINEURAL, CONDUCTIVE, MIXED, AUDITORY NEUROPATHY, UNKNOWN

Severity can be: SLIGHT, MILD, MODERATE, MODERATELY SEVERE, SEVERE, PROFOUND

2. **Individual Columns** - If you do not have ALL the requested information, please send us what you do have on a child.

3. **Any Special Information?** - Provide other information at your discretion. For example, this would be a good place to tell us if child is in a foster placement, or has multiple last names.

4. You only need to tell us about NEW cases (i.e. don't send in children whom you have previously included on other forms). Keeping a copy of your previously submitted lists will help you keep track.

Please contact Sam Siegman M.S., CCC-SLP, Follow-Up/Audiology Coordinator at [SamS@health.ok.gov](mailto:SamS@health.ok.gov)

405 271-9444 EXT. 56750 if you need more assistance.

THANK YOU FOR YOUR ASSISTANCE!

SOONERSTART TEAM: \_\_\_\_\_

Date report sent to OSDH: \_\_\_\_\_

Child's Name(s)	DOB	Mother's Name at time of birth	Hearing Diagnosis 1.Type 2.Degree 3. One ear (if so, which one? /Both ears?	Date of Hearing Diagnosis	Date of Hearing Aid/ Cochlear Implant	Diagnosing Audiologist	Family Accepted/ Declined EI services	Date of: 1. IFSP 2.First Intervention Session	1.SS Provider (name and discipline) 2. Resource Coordinator	Any special information?
<u>Sample:</u> John Smith	02/15/16	Brenda Jones	1.Sensorineural 2. Severe 3. LEFT EAR	04/29/19	10/01/19	Janet Johnson, AuD.,CCC-A	Accepted	1.05/30/16 2. 06/04/16	1.Susan Walker, CCC-SLP  2. Maggie Mae	In foster care