



OKLAHOMA CHARTER SCHOOL REPORT 2023

OKLAHOMA STATE DEPARTMENT OF EDUCATION

Contents

Introduction: The State of Charter Schools in Oklahoma	3
Number of Charter Schools Opened by Year	4
Oklahoma Charter Sponsors (Authorizers)	5
Administrative Services Fee Collection	6
State Aid Allocated to Oklahoma Charter Schools.....	7
Federal Funds Allocated to Oklahoma Charter Schools.....	8
Oklahoma Charter School Enrollment	9
Oklahoma Charter Demographics.....	11
Oklahoma Virtual/Blended Charter Demographics.....	12
Student Performance Levels (Assessment Data).....	13
Oklahoma Charter High Schools.....	14

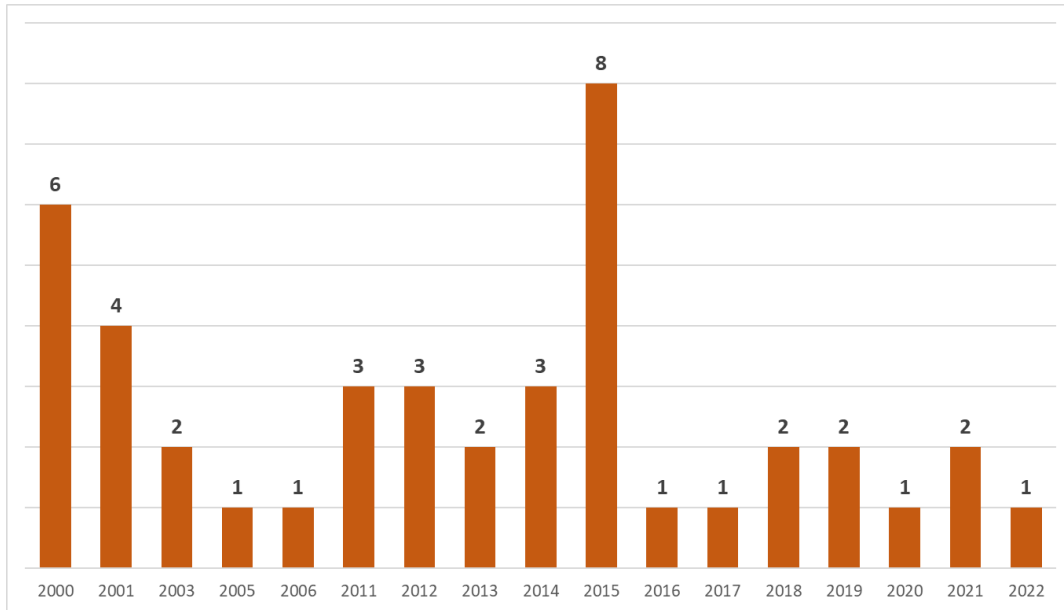
Introduction: The State of Charter Schools in Oklahoma

Since the passing of the Oklahoma Charter Schools Act in 1999, there have been a total of 43 charter schools founded in Oklahoma, 30 of which are still in operation.

In 2015, along with the statewide expansion of charter schools, amendments to the Oklahoma Charter Schools Act (the “Act”) also brought a new level of accountability. According to the National Alliance for Public Charter Schools, Oklahoma made the biggest jump in state charter law rankings because of the overhaul of its law, including statewide expansion, school and sponsor accountability, and replication of high-quality charters. Further, upon the overhaul of Oklahoma’s charter law, National Association of Charter School Authorizers (NACSA) stated that “Oklahoma now has one of the nation’s strongest charter laws ... with a focus on school accountability and strong standards” for sponsors.

Oklahoma law now requires that the State, as well as charter sponsors, provide annual performance reviews of charter schools. In fact, the Act is replete with requirements that work to ensure that charter schools are meeting the terms of the school’s charter, academic and/or operational goals and measurable achievement benchmarks. Specifically, the Act grants a sponsor the affirmative power and duty to “provide oversight of the operations of the charter school ... through annual performance reviews of charter schools and reauthorization of charter schools for which it is a sponsor.”

Charter Schools Opened by Year



- 00-01 Astec, Deborah Brown, Dove Tulsa, Hupfeld at Western Village, Independence MS (consolidated with Harding Prep 2021) and Seeworth Alternative Academy (closed 2019)
- 01-02 Dove OKC, Santa Fe South, Tulsa Arts & Sciences and John Wesley Academy (closed 2007)
- 03-04 Harding Prep and Marcus Garvey Leadership (closed 2013)
- 05-06 Harding Fine Arts
- 06-07 Kipp Reach OKC
- 11-12 Cherokee Immersion, Epic Virtual and Oklahoma Virtual
- 12-13 Kipp Tulsa, Lighthouse Tulsa (closed 2016) and Alexis Rainbow Arts (closed 2015)
- 13-14 Sankofa and Harper HS (closed 2017)
- 14-15 John Rex, Connections Virtual and Insight Virtual
- 15-16 Carlton Landing, College Bound, Collegiate Hall (closed 2023), Tulsa Honor, Oklahoma Youth Academy (OJA), Able Virtual (closed 2017), Lighthouse OKC (closed 2017) and Langston Hughes (closed 2019)
- 16-17 Tulsa Legacy (formerly Lighthouse Tulsa)
- 17-18 Epic Blended (closed 2022)
- 18-19 Academy of Seminole and LeMonde International
- 19-20 E-School Virtual and Sovereign Community (closed 2023)
- 20-21 Dove Virtual (formerly Oklahoma Information & Technology Virtual)
- 21-22 Comanche Academy and Western Gateway
- 22-23 W.K. Jackson Leadership

Source: Oklahoma State Department of Education, Office of Accreditation (2023)

Oklahoma Charter Sponsors (Authorizers)

The following entities have utilized their powers through the Oklahoma Charter Schools Act (OCSA) to sponsor, or authorize, charter schools (See 70 O.S. § 3-132):

SCHOOL AUTHORIZER	CHARTER SCHOOL	GOVERNING BOARD
<i>Brick & Mortar Schools</i>		
Canadian Public Schools	Carlton Landing	Carlton Landing Academy, Inc.
Cherokee Nation	Cherokee Immersion	Tsunadeloquasdi Cherokee Immersion Board
Comanche Nation	Comanche Academy	Comanche Academy School Board
Langston University	Deborah Brown	Deborah Brown Community School, Inc.
	Dove Tulsa	Dove Schools, Inc.
	Sankofa	Sankofa Middle School of Creative & Performing Arts, Inc.
Oklahoma City Community College	Santa Fe South	Santa Fe South Schools, Inc.
Oklahoma City Public Schools	Harding Independence	Families for Excellence in Education, Inc.
	Hupfeld	Western Village Academy, Inc.
	John Rex	John Rex Charter Elementary School, Inc.
	KIPPOKC	KIPP Reach Academy Charter School, Inc.
	Western Gateway	Western Gateway Elementary School, Inc.
Oklahoma State Board of Education	Academy of Seminole	Academy of Seminole, Inc.
	LeMonde International	LeMonde International School Public Charter of Norman OK, Inc.
	Oklahoma Youth Academy (OJA)	Oklahoma Juvenile Affairs Board
Oklahoma State University	Astec	Astec, Inc.
Rose State College	Dove OKC	Dove Schools, Inc.
	W.K. Jackson	W.K. Jackson Leadership Academy, Inc.
The University of Science & Arts of Oklahoma	Harding Fine Arts	Harding Fine Arts Academy, Inc.
Tulsa Public Schools	College Bound	College Bound Academy, Inc.
	KIPP Tulsa	KIPP Tulsa College Preparatory, Inc.
	Tulsa Arts & Sciences	Tulsa School of Arts & Sciences, Inc.
	Tulsa Honor	Tulsa Honor Academy, Inc.
	Tulsa Legacy	Tulsa Legacy Charter School, Inc.

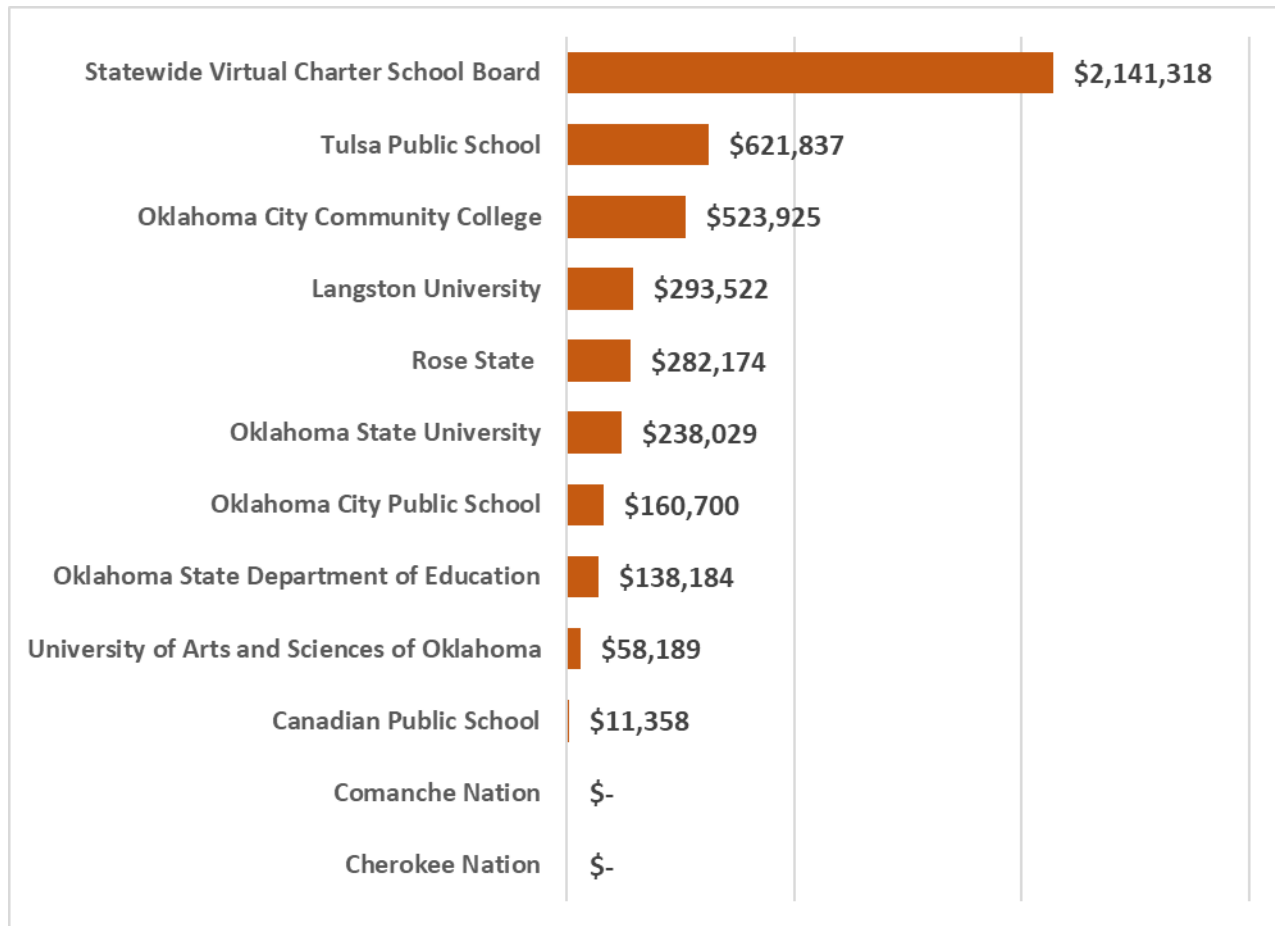
Source: Oklahoma State Department of Education, Office of Accreditation (2023)

Oklahoma Charter Sponsors (Authorizers)

SCHOOL AUTHORIZER	CHARTER SCHOOL	GOVERNING BOARD
<i>Virtual Schools</i>		
Oklahoma Statewide Virtual Charter School Board	Connections	Board of Directors of Oklahoma Connections Academy
	EPIC Virtual	Community Strategies, Inc.
	E-School Virtual	Virtual Education Services Association
	Insight	Insight School of Oklahoma, LLC
	Dove Virtual	Dove Schools, Inc.
	Oklahoma Virtual	Oklahoma Skynet, Inc.

Administrative Services Fee Collection 2022-23 School Year

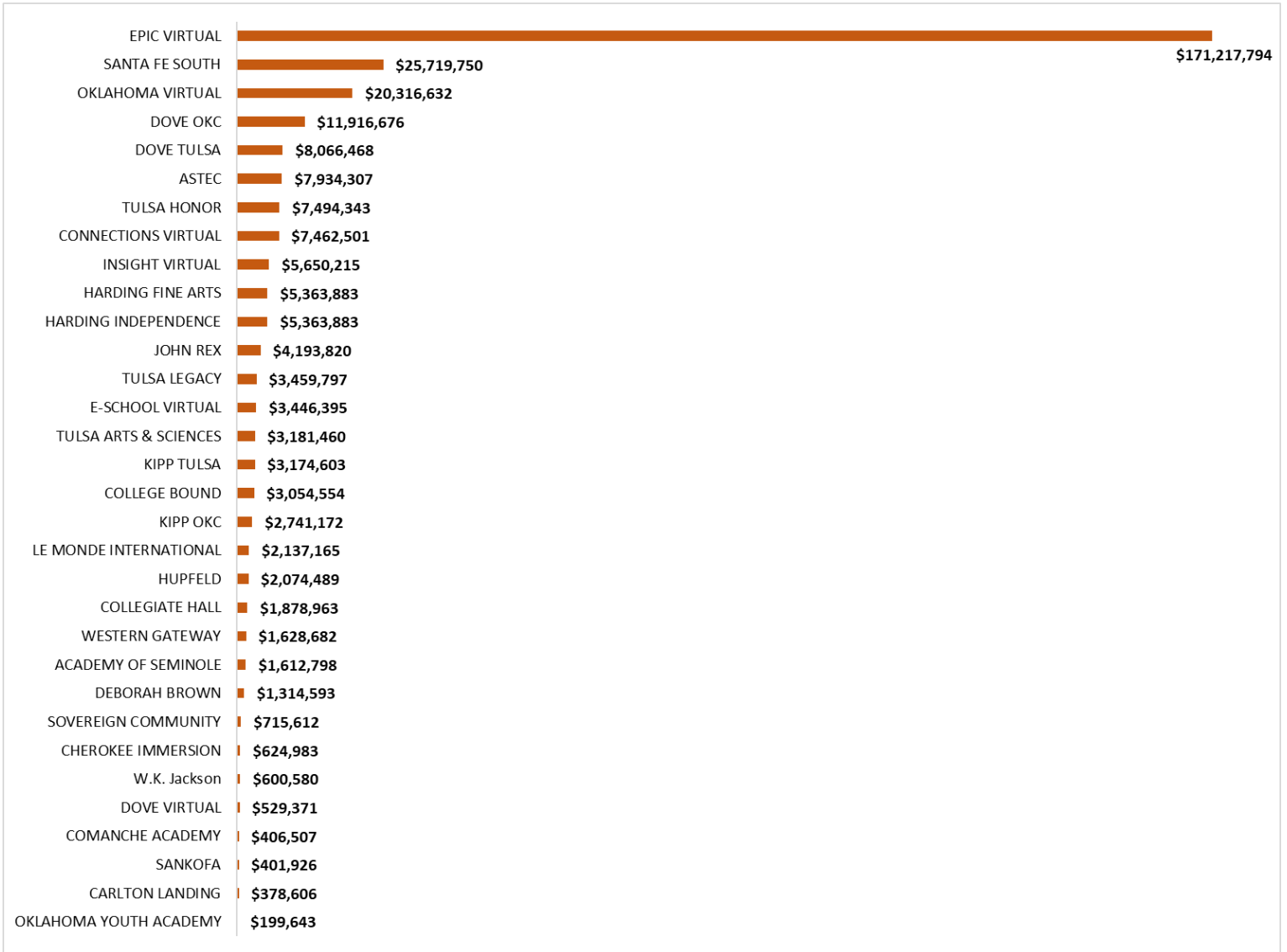
The Act allows sponsors/authorizers to collect a fee for administrative services that must not exceed 3% of the charter school's State Aid allocation. The graph below shows the estimated fees collected by authorizers during the 2022-23 school year and totaled \$4,469,235



Source: Oklahoma State Department of Education, Office of Financial Accounting (2023)

State Aid Allocated to Oklahoma Charter Schools

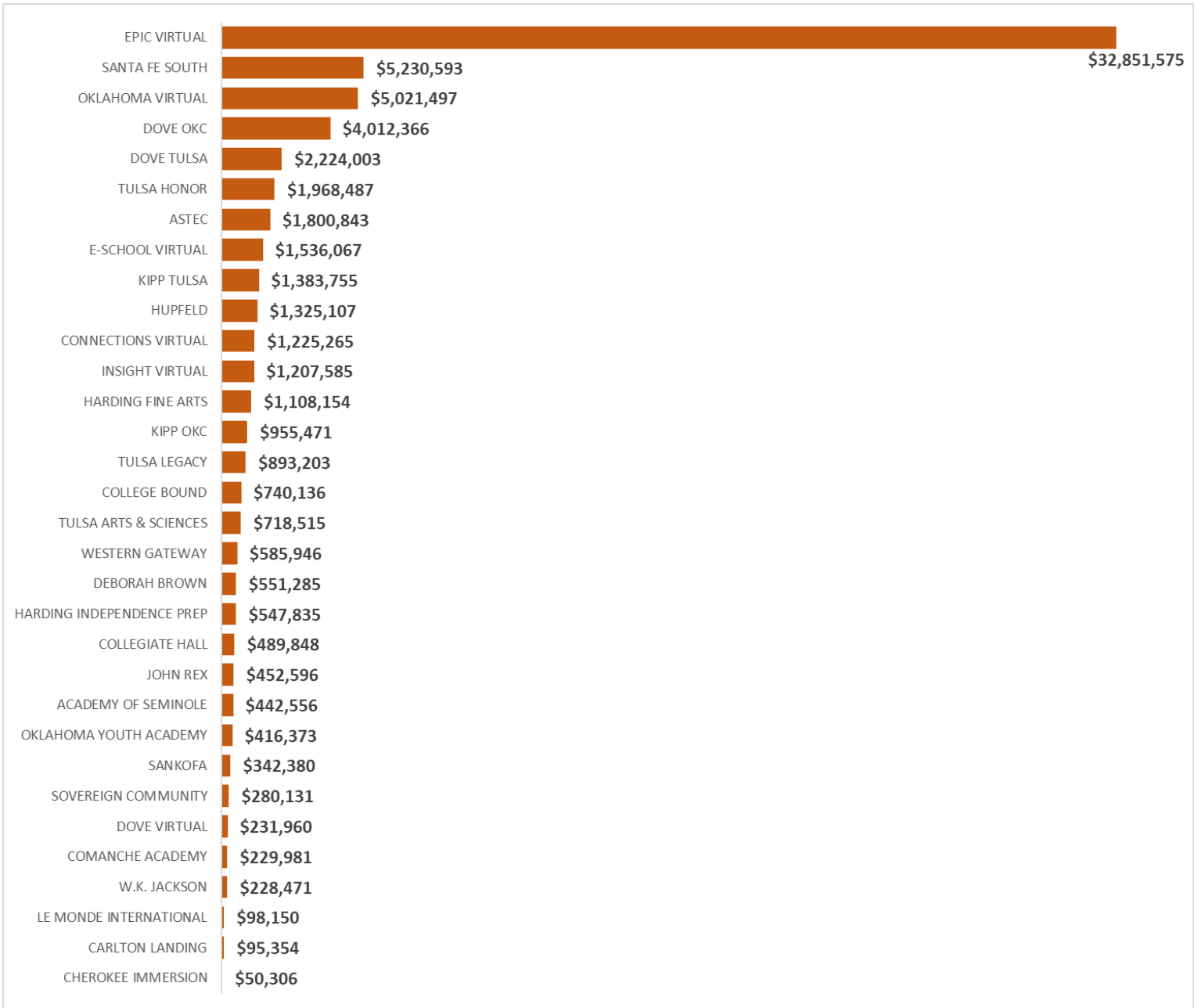
Public Charter Schools receive funding from multiple sources. This graph reflects only the funding received from the Office of State Aid. The total State Aid Allocation to charter schools in the 2022-23 school year was \$314,262,170.



Source: Oklahoma State Department of Education, Office of State Aid (2023)

Federal Funds Allocated to Oklahoma Charter Schools

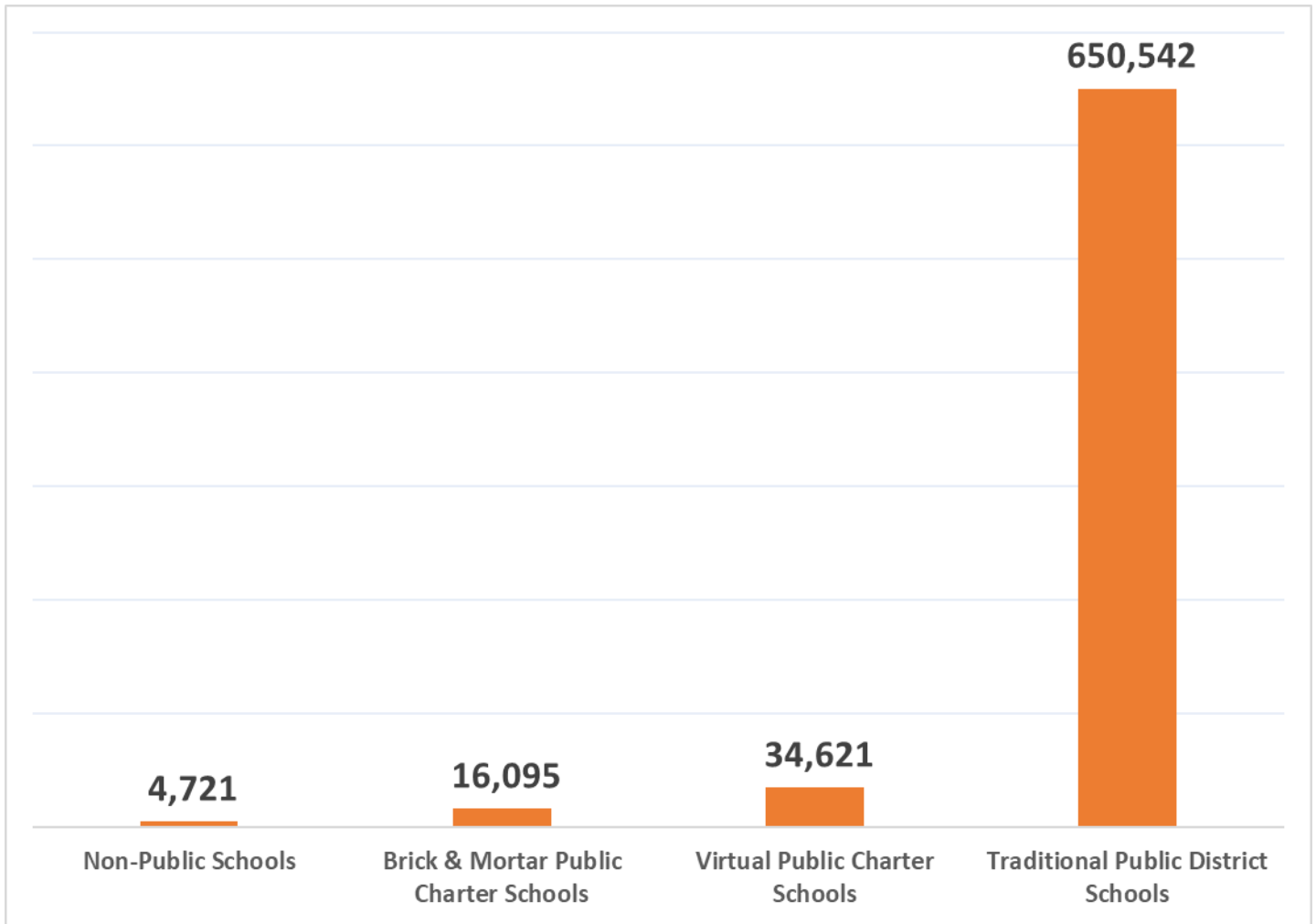
Another large source of funding for Public Charter Schools comes from the Office of Title Services. This figure includes only funds within Titles I-II-III. (Total excludes Special Education, Child Nutrition Program funding & any Covid19 related federal funds). The total Federal Funds allocation to charter schools in the 2022-23 school year was \$69,245,796.



Source: Oklahoma State Department of Education, Office of Financial Accounting (2023)

Oklahoma Charter School Enrollment

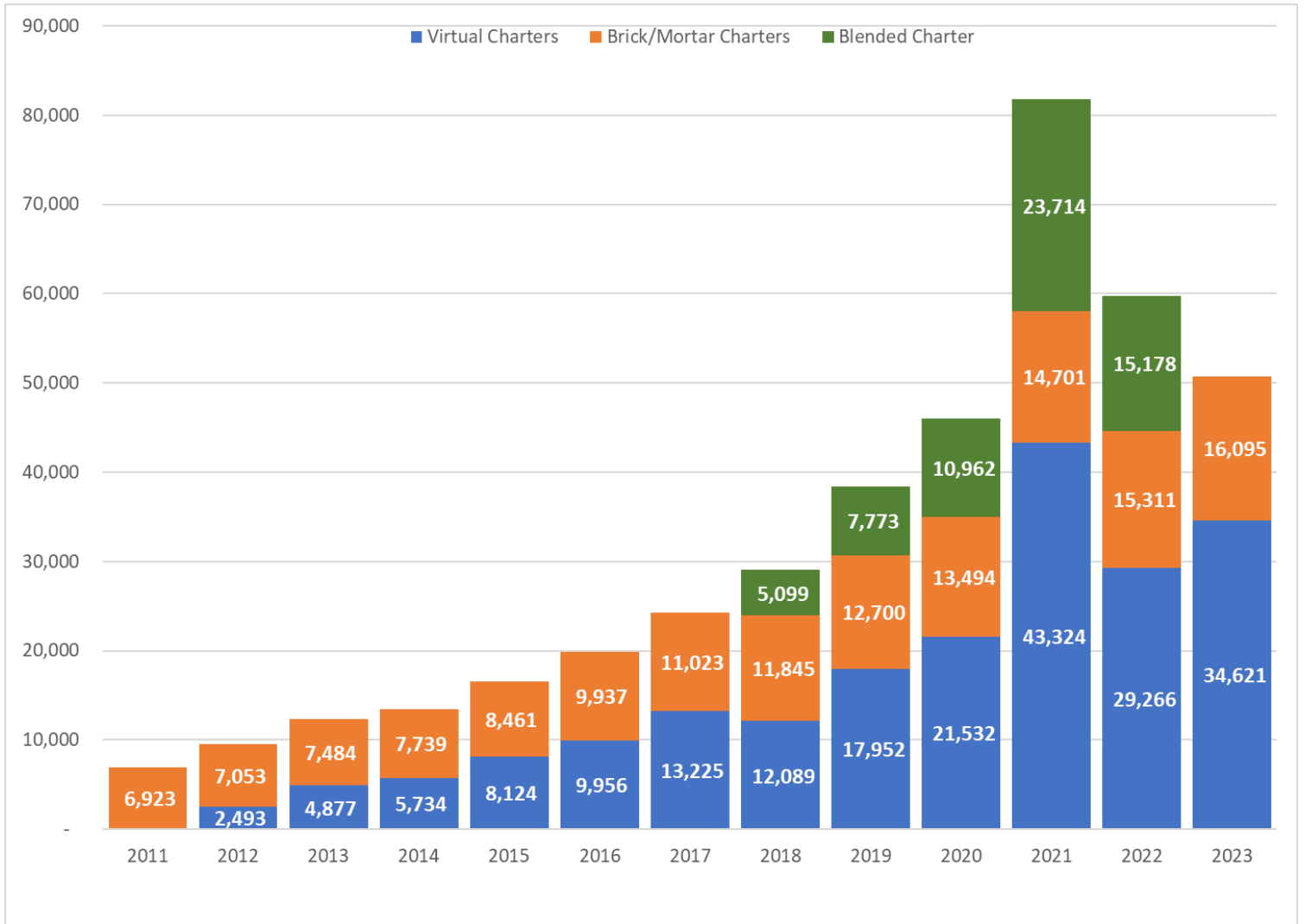
During the 2022-23 school year, there were a total of 705,979 students enrolled in OSDE accredited Oklahoma schools. The breakdown is shown below:



Source: Oklahoma State Department of Education, Office of Accountability (2023)

Oklahoma Charter School Enrollment

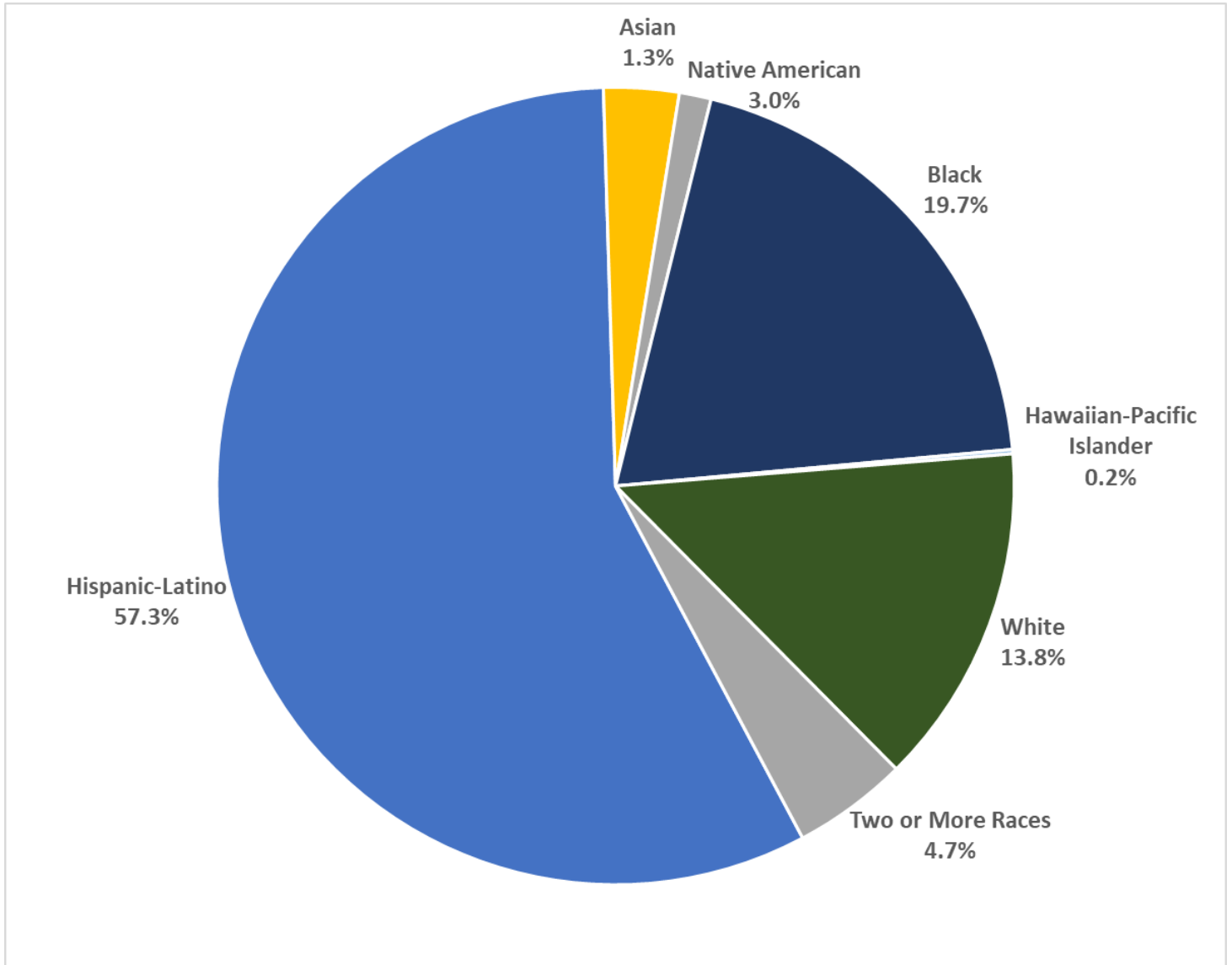
During the 2022-23 school year, 30 charter schools served 50,716 students, or about 7.2% of the overall student population in Oklahoma public schools. While overall, the number of students served by charter schools has increased dramatically through the years, 22-23 shows a decrease reflected in the Virtual Charter School numbers. This is most likely due to students returning to Resident Brick and Mortar schools following COVID.



Source: Oklahoma State Department of Education, Office of Accountability (2023)

Oklahoma Brick-and-Mortar Charter Demographics

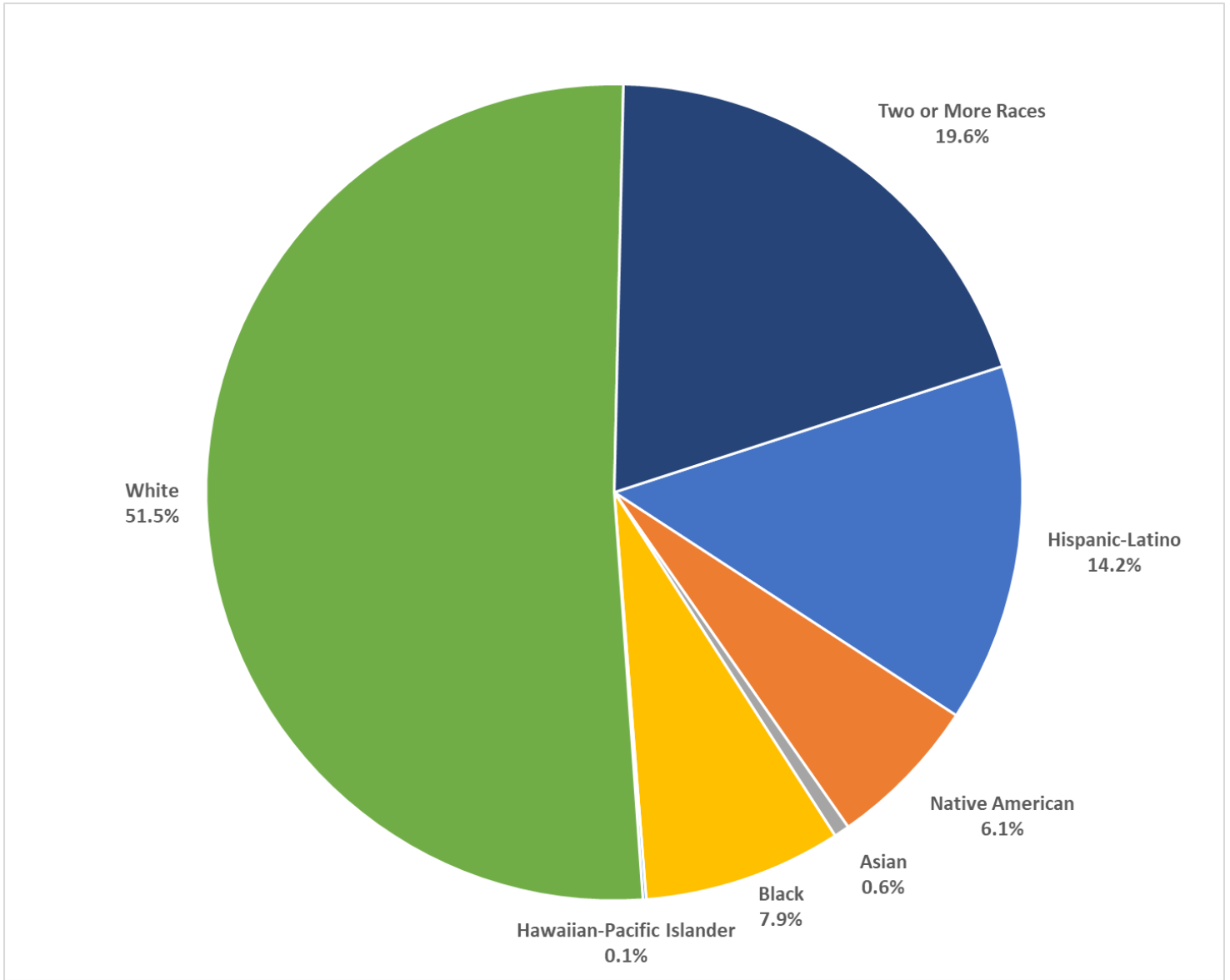
Brick-and-mortar and virtual charters have vastly different demographic ratios. These demographics show a large populace of what might be considered a minority population.



Source: Oklahoma State Department of Education, Reporting Index (2023)

Oklahoma Virtual Charter Demographics

Virtual charter schools, in contrast to the brick-and-mortar charters, are comprised of a majority of students identifying as white.



Source: Oklahoma State Department of Education, Reporting Index (2023)

Student Performance Levels

Spring 22-23 assessment data provides a snapshot of student readiness for next grade level, crucial follow-up courses needed, and whether students are on-track to be career/college ready.

		Student Enrollment	Participation Rates	% Advanced	% Proficient	% Basic	% Below Basic
	Average State School Data (Excluding Charter Schools)	701,258	99%	6%	22%	35%	38%
BRICK & MORTAR SCHOOLS	Academy of Seminole	274	98%	7%	33%	33%	27%
	ASTECC	1166	100%	2%	12%	34%	52%
	Carlton Landing	46	100%	3%	18%	44%	35%
	Cherokee Immersion	103	100%	1%	6%	31%	63%
	College Bound	445	99%	0%	11%	31%	58%
	Collegiate Hall	322	98%	1%	11%	30%	58%
	Deborah Brown	208	100%	16%	47%	32%	5%
	Dove of Oklahoma City	1854	100%	9%	27%	35%	30%
	Dove of Tulsa	1,242	100%	6%	20%	37%	38%
	Harding Fine Arts	380	100%	9%	29%	37%	25%
	Harding Independence	950	99%	5%	22%	30%	42%
	Hupfeld at Western Village	302	100%	9%	29%	41%	21%
	John Rex	735	100%	8%	30%	38%	23%
	KIPP OKC	454	100%	3%	13%	35%	49%
	KIPP Tulsa	564	98%	0%	8%	36%	55%
	Le Monde International	371	100%	8%	25%	46%	21%
	Sankofa	70	100%	0%	10%	41%	49%
	Santa Fe South	3790	99%	5%	19%	38%	37%
	Sovereign Community	121	64%	1%	7%	23%	69%
	Tulsa Arts and Sciences	526	99%	5%	23%	35%	36%
Tulsa Honor	1152	99%	2%	10%	32%	56%	
Tulsa Legacy	568	98%	1%	6%	29%	65%	
Blended/Virtual Schools	Connections Virtual	1234	98%	7%	20%	34%	39%
	Dove Virtual	89	100%	3%	15%	32%	50%
	E-School Virtual	612	100%	3%	16%	34%	48%
	EPIC Virtual	28,478	97%	3%	15%	31%	51%
	OK Virtual	3259	98%	2%	15%	31%	51%
	OK Insight Virtual	949	96%	0%	7%	29%	63%

Source: Oklahoma State Department of Education, Office of Accountability (2023)

Oklahoma Charter High Schools

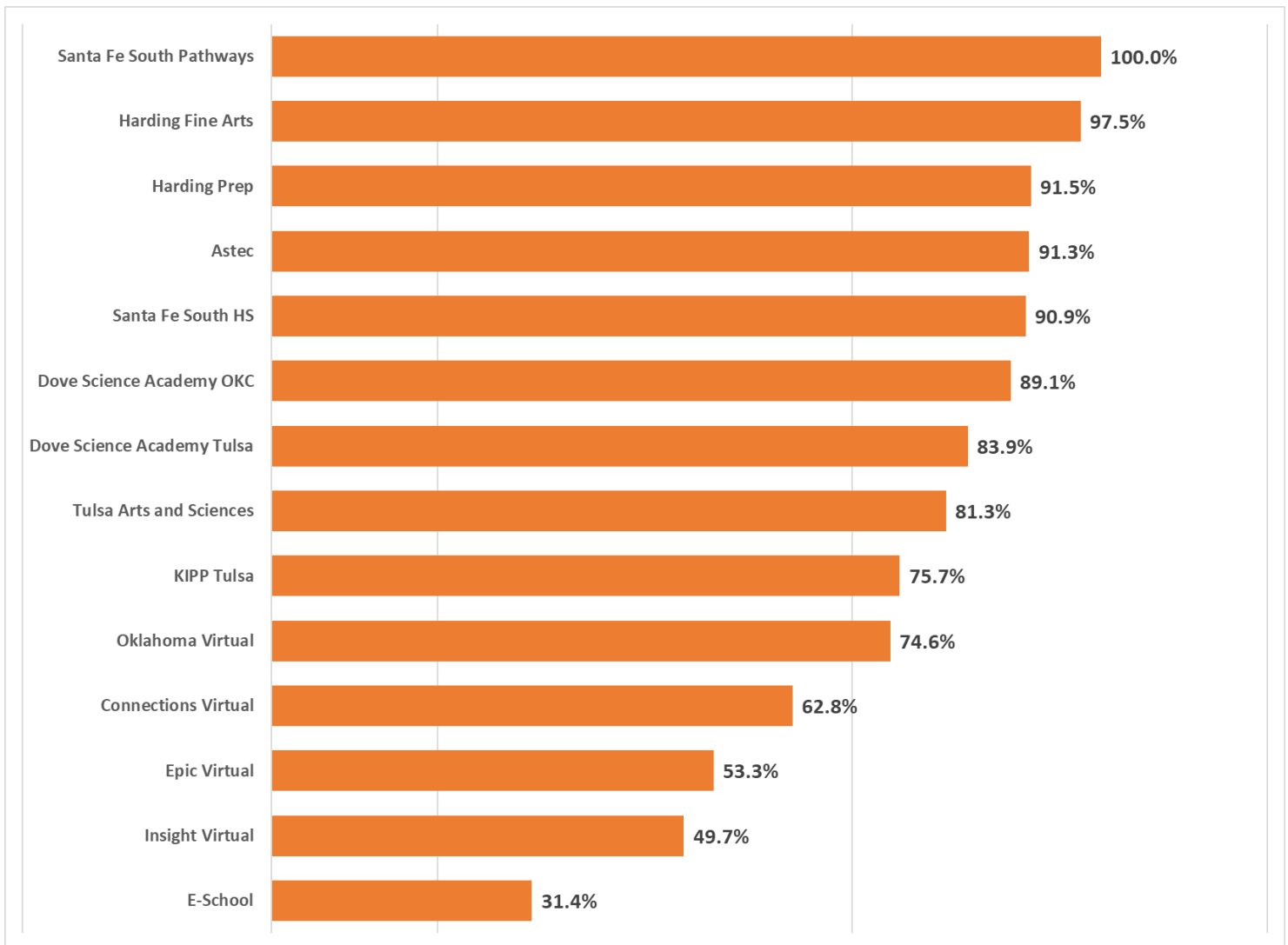
State SAT/ACT Average Participation Rates

DISTRICT HIGH SCHOOLS	BRICK & MORTAR CHARTER HIGH SCHOOLS (EXCLUDING OYA)	VIRTUAL CHARTER HIGH SCHOOLS
97.4%	98.4%	97.1%

Graduation Cohort Data

In 22-23, there were 19 charter high schools, 4 of which had too small a population OR have not been in operation long enough to collect data and 1 juvenile incarceration center. These 5 schools have been excluded from the table below.

Students are assigned a four-year cohort year upon entering high school and remain in the assigned cohort until they graduate, which can extend out to 6 years. This graduation indicator shows the graduation rate for the four-year graduates only.



Source: Oklahoma State Department of Education, Office of Accountability (2023)



OKLAHOMA
Education

2500 N. Lincoln Blvd., Oklahoma City, OK 73105
(405) 521-3301 | sde.ok.gov