

**CHILD AND ADULT CARE
FOOD PROGRAM**

**AT-RISK
TRAINING MANUAL**

OKLAHOMA STATE DEPARTMENT OF EDUCATION

FY2025

In accordance with federal civil rights law and U.S. Department of Agriculture (USDA) civil rights regulations and policies, this institution is prohibited from discriminating on the basis of race, color, national origin, sex (including gender identity and sexual orientation), disability, age, or reprisal or retaliation for prior civil rights activity.

Program information may be made available in languages other than English. Persons with disabilities who require alternative means of communication to obtain program information (e.g., Braille, large print, audiotape, American Sign Language), should contact the responsible state or local agency that administers the program or USDA's TARGET Center at (202) 720-2600 (voice and TTY) or contact USDA through the Federal Relay Service at (800) 877-8339.

To file a program discrimination complaint, a Complainant should complete a Form AD-3027, USDA Program Discrimination Complaint Form which can be obtained online at: <https://www.usda.gov/sites/default/files/documents/USDA-OASCR%20P-Complaint-Form-0508-0002-508-11-28-17Fax2Mail.pdf>, from any USDA office, by calling (866) 632-9992, or by writing a letter addressed to USDA. The letter must contain the complainant's name, address, telephone number, and a written description of the alleged discriminatory action in sufficient detail to inform the Assistant Secretary for Civil Rights (ASCR) about the nature and date of an alleged civil rights violation. The completed AD-3027 form or letter must be submitted to USDA by:

mail:

U.S. Department of Agriculture
Office of the Assistant Secretary for Civil Rights
1400 Independence Avenue, SW
Washington, D.C. 20250-9410; or

fax: (833) 256-1665 or (202) 690-7442; or

email: program.intake@usda.gov

This institution is an equal opportunity provider.

This publication, printed by the Oklahoma State Department of Education Printing Services, is issued by the Oklahoma State Department of Education as authorized by Superintendent Ryan Walters. Two hundred copies have been prepared and distributed at a cost of \$. Copies are also available online through the agency Web site.

AT-RISK TABLE OF CONTENTS

Acronyms	A-4
At-Risk Program Information	A-5
Child Nutrition Program Specialist Territories	A-7
Basic Responsibilities	A-9
Program Integrity & Financial Management	A-13
Record Keeping	A-33
Other Required Records	A-39
Training	A-61
Civil Rights	A-67
Procurement	A-73
Contracting for Other Services and Food Service	A-109
Meal Pattern Requirements and Menu as Served	A-115
Originals - Blank Forms	A-171
Index	A-203

LIST OF CHILD NUTRITION AND RELATED ACRONYMS

#	Pound or Number	ICN	Institute of Child Nutrition
AD	Adult Daycare	IEG	Income-Eligibility Guidelines
AR	Administrative Review	IFB	Invitation for Bid
CACFP	Child and Adult Care Food Program	OMB	Office of Management and Budget
CAP	Corrective Action Plan	OSDE	Oklahoma State Department of Education (also known as the <i>State Agency</i>)
CFDA	Catalog of Federal Domestic Assistance	OvS	Offer vs Serve
CMDR	Contract Meal Delivery Receipt	OZ	Ounce
CN	Child Nutrition	NDL	National Disqualification List
CNA	Child Nutrition Act	P&L`	Profit and Loss
CNP	Child Nutrition Programs	PFS	Product Formulation Statement
CR	Civil Rights	RDA	Recommended Dietary Allowance
DGA	Dietary Guidelines for Americans	RFP	Request for Proposal
DHS	Department of Human Services	SA	State agency (also known as the State Department of Education)
DOB	Date of Birth	SD	Seriously Deficient
EC	Early Childhood	SO	Sponsoring Organization
EQ	Equivalent	SNAP	Supplemental Nutrition Assistance Program (formerly Food Stamp)
EPA	Environmental Protection Agency	SOP	Standard Operating Procedures
FBG	Food-Buying Guide	SWRO	Southwest Regional Office
FDA	Food and Drug Administration	TANF	Temporary Assistance to Needy Families
FDCH	Family Day Care Home	USDA	United States Department of Agriculture
FDPIR	Food Distribution Program on Indian Reservations	VCA	(Financial) Viability, Capability, and Accountability
FNS	Food and Nutrition Service (USDA)	WIC	Special Supplemental Nutrition Program for Women, Infants, and Children
FSIA	Family-Size and Income Application	WG	Whole Grain
FSIS	Food Safety and Inspection Service (USDA)	WGR	Whole Grain Rich
FY	Fiscal Year		
HACCP	Hazard Analysis of Critical Control Points (USDA)		

INTERACTIVE FORMS ARE LOCATED IN *THE RESOURCE LIBRARY*. MOST OF THESE FORMS ARE LOCATED IN THE INTERACTIVE FORM SECTION

AT-RISK MEAL PROGRAM

Sections 107 and 108 of Public Law 105-336 (the Child Nutrition Reauthorization Act of 1998) authorizes reimbursement for snacks served to children through aged 18 (and to individuals, regardless of age, who are determined by the Oklahoma State Department of Education [the *State agency*] to be mentally or physically disabled) who participate in programs organized to provide after-school care. Further, Section 122 of the Healthy, Hunger-Free Kids Act allows one additional breakfast, lunch, or supper to be served and claimed for reimbursement. The intent is to assist sites in operating organized programs of care which include education or enrichment activities known to help reduce or prevent children's involvement in juvenile crime or other high-risk behavior.

A. Eligible Programs

To qualify for reimbursement under the Child and Adult Care Food Program (CACFP), the At-Risk Meal Program must meet the following criteria:

1. The purpose of these programs must be to provide care in after-school settings. This does not mean that the programs must offer formal child care as recognized by a licensing authority. There is no federal requirement for At-Risk sites operating under this provision to have either federal, state, or local licensing or approval as a condition of eligibility. However, to qualify under this provision, these programs must be organized to provide children with regularly scheduled activities in a setting that is structured and supervised. By ***regularly scheduled***, it does not mean that the program must occur daily. Moreover, while eligible programs would not need to establish formal enrollment procedures, they must have a means of determining that children are present on a given day, such as roster or sign-in sheet.
2. Eligible programs must include education or enrichment activities in organized, structured, and supervised environments.

It must be emphasized that ***under no circumstances*** can organized athletic programs engaged in interscholastic sports be approved as At-Risk programs under this provision. In the Conference Report that accompanied Public Law 105-336, the Conference Committee declared its intent that support under this provision would not be provided to members of athletic teams. However, while athletic teams participating in interscholastic sports programs may not be approved, programs which include supervised athletic activity along with education or enrichment activities may participate. ***The key would be that they are open to all and do not limit membership for reasons other than space or security considerations.***

3. Eligible sites are not allowed to participate during the summer months. The At-Risk Program only operates during the school year. ***NOTE: When school is not in session, children aged 12 and under may be served up to three meals per day in a regular child care setting. However, the institution must count these children in the eligibility category (participation data) in which documentation is obtained. If there are no Family-Size and Income Applications (FSIAs) obtained and approved for these children, they would be reported in the not eligible category on the institution's monthly claim.***

B. Reimbursement

1. Under this provision, sites may claim reimbursement for one snack and one meal, per child, per day. Children are eligible to participate through aged 18, and if a child's

nineteenth birthday occurs during the school year, reimbursement may be claimed for meals served to that child during the remainder of the school year. Reimbursement may also be claimed for individuals, regardless of age, who are determined by the State agency to be mentally or physically disabled.

2. At-Risk programs must be located in the attendance area of a school site which has at least 50 percent of its enrollment eligible for free or reduced-price meals (School data *ONLY*; cannot use census data). All meals are claimed at the free reimbursement rate. Under no circumstances may a site charge children for meals served.
3. School District's can receive snack reimbursement from the At-Risk program or the After School Snack program (ASSP). However, the district cannot participate in both programs as At-Risk allows for a meal and a snack can be claimed each day.

C. Times of Operation

Under no circumstances may meals be reimbursed for programs operated before or during the child's school day. Sites are only eligible to receive reimbursement under this provision for meals during the normal school year. It can include weekends, holidays, Thanksgiving, Christmas, and spring break vacations, but does not include summer vacations.

Any meals served under the At-Risk Program must be consumed on-site.

D. Record Keeping

It is the intention of the law to keep any record-keeping burden to the minimum necessary to ensure that federal reimbursement is properly paid. At a minimum, sites participating under this provision must maintain the following records for the time periods required in the institution's agreement:

1. Documentation that the site is located in an area served by a site in which at least 50 percent of the enrolled students are certified eligible for free or reduced-price meals. This documentation must also be submitted to the State agency (SA) prior to approval to participate in the At-Risk Program.
2. Documentation of an individual child's attendance on a daily basis, meal counts for all children, *Food-Purchasing Form*, and *Expenditure/Reimbursement Worksheet*.
3. *Menus as Served* records indicating components and quantities of food.

ANNUAL DOCUMENTATION TO SUBMIT TO OSDE WITH APPLICATION RENEWAL

- ____ School District's current year calendar showing first day and last day of school
- ____ Bell Schedule (*schools only*)
- ____ Low income report, submit once every 5 years

CHILD NUTRITION CACFP CONTACT INFORMATION

Program Specialist are available to provide technical assistance to Child Nutrition Programs (CNP) personnel.

PROGRAM SPECIALIST:

ALBERTA BURGESS 405-213-8327 Alberta.Burgess@sde.ok.gov	Craig—18 Nowata—53 Ottawa—58 Tulsa (1/2)—72 Washington—74	LEIGHANN RAUSCH 405-301-5786 LeighAnn.Rausch@sde.ok.gov	Canadian—09 Oklahoma (1/4)—55
BECKY GILBERT 405-301-7838 Becky.Gilbert@sde.ok.gov	Beaver—04 Cimarron—13 Custer—20 Dewey—22 Ellis—23 Garfield—24 Harper—30 Major—44 Texas—70 Woodward—77	MONA KING 405-219-9015 Mona.King@sde.ok.gov	Cherokee—11 Delaware—21 Mayes—46 Wagoner—73
JERI BUCHANAN 405-246-8342 Jeri.Buchanan@sde.ok.gov	Beckham—05 Comanche (1/2)—16 Cotton—17 Greer—28 Harmon—29 Jackson—33 Kiowa—38 Roger Mills—65 Tillman—71 Washita—75	NIKKI ASSAD 405-248-8365 Nikki.Assad@sde.ok.gov	Cleveland—14 Oklahoma (1/4)—55
JILL HARDIN 405-239-0598 Jill.Hardin@sde.ok.gov	Choctaw—12 LeFlore—40 McCurtain—48 Pushmataha—64	PAULINE GRESHAM 405-834-2962 Pauline.Gresham@sde.ok.gov	Caddo—08 Comanche (1/2)—16 Grady—26 McClain—47
KAREN JOHN 405-301-7689 Karen.John@sde.ok.gov	Atoka—03 Bryan—07 Coal—15 Hughes—32 Murray—50 Pontotoc—62 Seminole—67	RHONDA STEVENS 405-219-9637 Rhonda.Stevens@sde.ok.gov	Creek—19 Rogers—66 Tulsa (1/2)—72
KATHY KUCK 405-249-7918 Kathy.Kuck@sde.ok.gov	Blaine—06 Kingfisher—37 Logan—42 Oklahoma (1/4)—55	SANDY BULLARD 405-246-5648 Sandy.Bullard@sde.ok.gov	Lincoln—41 Oklahoma (1/4)—55 Pottawatomie—63
KRISTEN SCHOELING 405-249-0274 Kristen.Schoeling@sde.ok.gov	Alfalfa—02 Grant—27 Kay—36 Noble—52 Osage—57 Pawnee—59 Payne—60 Woods—76	SHARON WHEELER 405-306-0736 Sharon.Wheeler@sde.ok.gov	Carter—10 Garvin—25 Jefferson—34 Johnston—35 Love—43 Marshall—45 Stephens—69
		TAMMY FLUTE 405-249-0964 Tammy.Flute@sde.ok.gov	Adair—01 Haskell—31 Muskogee—51 Sequoyah—68
		TINA BRANSCUM 405-394-4425 Tina.Branscum@sde.ok.gov	Latimer—39 McIntosh—49 Okfuskee—54 Okmulgee—56 Pittsburg—61

State Agency Telephone Number: 405-521-3327

Fax Number: 405-521-2239

CACFP website: <https://cnp.sde.ok.gov/CACFP/>

CACFP DEPARTMENT AT OSDE:

KASSI REDDELL	Program Manager, CACFP & Summer Feeding	Kassandra.Reddell@sde.ok.gov
LESIA KING	Claims & Independent Institutions Specialist	Lesia.King@sde.ok.gov
SHANNON NAKVINDA	At-Risk Specialist	Shannon.Nakvinda@sde.ok.gov
LORI BURROUGHS	Sponsor Org (SO) and FDCH Specialist	Lori.Burroughs@sde.ok.gov

Notes

BASIC RESPONSIBILITIES

BASIC RESPONSIBILITIES—AT A GLANCE

All records must be maintained daily and *MAY NOT* leave the premises.

All of the forms provided in this manual are to be used in the 2025 fiscal year ONLY (October 1, 2024, through September 30, 2025).

1. REQUIRED DOCUMENTATION

a. *INSTITUTION APPLICATION FOR PARTICIPATION*

- Applications are based on the federal fiscal year October 1 through September 30.
- Applications must always reflect current and approved operations.
- Every facility must maintain a current license/permit, if applicable.

b. *AGREEMENT*

- Approved agreement is permanent and kept on file unless or until such time as the institution is terminated or drops from participation.
- Annual updates are required.

2. FINANCIAL MANAGEMENT

- a. Financial viability and financial management, Administrative capability, Program accountability (VCA) is required. Refer to **pages 18-19** for more information regarding VCA.

In terms of using the budgetary process to determine that institutions are viable, capable, and accountable (VCA), with emphasis on viability as per 7 CFR 226.6(f)(1) (iv), sponsoring organizations must submit an administrative budget with sufficiently detailed information concerning projected CACFP administrative earning and expenses as well as other nonprogram funds to be used in program administration, for the State agency to determine the allowability, necessity, and reasonableness of all proposed expenditures and to assess the sponsoring organization's capability to manage program funds. This means that the State agency must ensure that its application forms capture the kind of information needed to document compliance with financial management requirements. In some cases, the budgets and management plans need to elicit detailed information which documents that the institution has the resources available, whether from program reimbursements or other sources, to operate the CACFP it is proposing in its application.

- b. Given that not all of the resources for use in support of the CACFP have to come from program reimbursements, the State agency must also assess how other income sources are contributing to the overall operation of the CACFP. Other income sources may come in the form of:
- Grants and loans.
 - Donations of time and money.
 - Other federal finds, if permitted.
 - Transfers from a profit-making subsidiary.

This assessment will assist the State agency in determining an institution's ability to adjust to changing financial conditions as well as by its financial position. This means that, from year to year, the institution must demonstrate that it can adapt and manage a changing financial environment and keep its expenses and revenues in balance. It is

essential that the State agency look at all resources available including bank statements to an institution that will be used for the administration of the CACFP when assessing an institution for approval to operate the CACFP.

3. RECORD KEEPING

a. **DAILY ATTENDANCE RECORD**

- Maintain daily on all participants left for care.
- List every participant's first and last names.
- Maintain one each month, posting attendance daily.

b. **AT-RISK MEAL COUNT WORKSHEET**

- Maintain one each month, posting meal counts daily.
- A physical meal count must be taken as each meal is served (point of service).
- No individual meal count claimed may exceed Department of Human Services (DHS) license capacity, if applicable.
- Reimbursement shall not be claimed for more than two meal services. Reimbursement is limited to one main meals and one snack or two snacks.
- If more than one shift is approved per meal type, report counts separately.
- Total each column, and record at bottom of page.
- All meals claimed must be served to students school age 18 years of age or younger.

c. **FOOD-PURCHASING FORM (ITEMIZED RECEIPTS)**

- Should reflect what items were purchased, cost of each item, correct date, and place of purchase. (If store name is not printed on receipt, have clerk write store name and initial.)
- If receipts are not thoroughly itemized, the *Food-Purchasing Form* is required. The form has space to itemize each category of items purchased. One form is to be used per receipt. Staple receipt to form.
- Keep receipts documenting food purchased for CACFP. All food and milk receipts must be maintained even if the costs of some items are not reported as a CACFP expense.
- Institutions that contract for meal service record the total from the billing invoice as the monthly food and milk costs. The invoice serves as the itemized receipt.

d. **EXPENDITURE/REIMBURSEMENT WORKSHEET (REPORT OF ALLOWABLE OPERATING AND ADMINISTRATIVE COSTS)**

- Maintain monthly, posting costs applicable to the CACFP. (Record only approved categories on CACFP application; i.e., cost of food, cost of labor.)
- Report costs under proper categories.
- If reporting labor costs, record formula as approved on application used to arrive at amount claimed for each person. (Documentation of labor costs must be available.) Write the name of each person reported as food service and administrative labor.
- Form must be used to document the nonprofit status of the institution's food service operations.

e. **CACFP CLAIM FOR REIMBURSEMENT/PAYMENT NOTICE**

- Complete claim based on the records maintained at the institution.
- Submit to the Oklahoma State Department of Education (OSDE) Child Nutrition Programs (CNP) (hereinafter referred to as the *State agency*).
- ***Claims submitted after 60 days cannot be paid without approval of a one-time exception.***

4. **OTHER REQUIRED RECORDS**

- a. Canceled checks for labor costs, food receipts, and for any other cost reported as a CACFP expense.
- b. *Building for the Future* fact sheet—proof of reproduction and distribution.
- c. ***MEDICAL STATEMENT, IF APPLICABLE***
- d. ***MILK SUBSTITUTION REQUEST, IF APPLICABLE***
- e. Health Department inspection.
- f. Procurement documentation for CACFP purchases.

5. **INVENTORY - MAINTAINED MONTHLY**

a. ***MONTHLY RECORD OF INVENTORY***

- Maintain monthly to reflect purchased foods and milk remaining at the end of the month.
- Inventory only unopened items in the correct section.
- Schools can maintain perpetual food inventory instead
- Maintain at the institution at all times.

6. **FOOD PRODUCTION RECORDS/MENUS AS SERVED—MAINTAINED DAILY**

- a. Must follow the CACFP minimum meal pattern requirements for child/adult care institutions.
- b. Must record daily meals served, including total quantities served, counts by age group, date, etc. (as shown in *Food Production Records/Menus as Served* section).
- c. Must maintain at the institution at all times.
- d. Medical statements must be maintained and available for any meals that do not meet minimum meal pattern requirements due to medical or special dietary needs.
- e. ***Child Nutrition (CN) label*** or ***Product Formulation Statement*** must be maintained for any processed and/or combination food used.
- f. ***Contract Meal Service Delivery Receipt*** must be maintained in lieu of the ***Food Production Records/Menus as Served***, if applicable.

NOTE: All meals must be consumed on-site.

7. **TRAINING**

- a. Annual Training is required for the application and agreement to be approved.
- b. Person designated by the institution as the program's trainer must conduct annual CACFP training and maintain documentation.
- c. Training of all personnel involved with the CACFP, including all shifts and new personnel, is the institution's responsibility. Documentation of all personnel training must be maintained.
- d. Documentation should include date, agenda, list of topics, and signatures of participants.
- e. Required training topics include meal patterns, reimbursement process, meal counting, claims submission, record keeping, and civil rights.

NOTE: The State agency provides on-site technical assistance upon request.

8. **CIVIL RIGHTS**

- a. . . . *And Justice for All* poster displayed at each facility.
- b. The nondiscrimination statement must be included on all CACFP materials developed by the institution provided to the public. (Reference FNS Instruction 113-1, Section IX, B, 4.)

c. Civil rights complaint-filing procedure on file.

9. **COMPLIANCE MONITORING**

- a. Administrative Reviews (ARs)—Reviews are conducted of each participating institution to ensure compliance with Performance Standards and all other requirements of the CACFP.
- b. Audits—Nonprofit or for profit institutions expending \$750,000 or more in total federal funds in the prior fiscal year are required to submit an organization-wide audit annually. These audits are due nine months after the end of the institution’s fiscal year.

10. **CONTRACTING WITH OUTSIDE VENDOR (PUBLIC SCHOOLS, HEAD STARTS, OTHER FOOD SERVICE ENTITIES) FOR FOOD SERVICE**

Contract Meal Service Delivery Receipt form is required if institution is contracting with an outside entity that is not a public school.

11. **CONTRACTING WITH OUTSIDE VENDOR FOR OTHER SERVICES**

- a. State agency approval required prior to executing contract

12. **PARTICIPATING IN THE AT-RISK MEAL PROGRAM**

- a. Eligibility
- b. Reimbursement
- c. Times of operation
- d. Record keeping

13. Institutions are required to offer water to children throughout the day. United States Department of Agriculture (USDA) Food and Nutrition Service (FNS) added the additional requirement to offer water in recognition that the majority of the CACFP participants are very young children and may not be able to or know how to request it themselves.

14. The parent/guardian can supply one creditable component and the meal can still be claimed. The facility must provide all the other components in order for it to be a reimbursable meal.

Example: The parent supplies the milk substitute that meets requirement and the institution supplies all the other items the child is eating,

REFER TO THE USDA AT-RISK GUIDANCE MANUAL

Notes

**PROGRAM
INTEGRITY
AND
FINANCIAL
MANAGEMENT**

PROGRAM INTEGRITY

Fiscal integrity and accountability for all CACFP funds and property received, held, and disbursed. The integrity and accountability of all CACFP expenses that incurred. Claims will be processed accurately and in a timely manner, and funds and property are properly safeguarded and used only for authorized CACFP uses.

A. CACFP regulations requires the State agency to gather names and birthdates from the responsible individuals,. Per 7 CFR 226.6(b)(1)(xv), applicants must certify that all information on the application is true and correct, along with the name, mailing address, and date of birth. OSDE requires a color copy of a valid state or federal ID. Examples: Driver's license, passport, or a state or federal work ID

B. All Administrative Reviews (ARs) conducted are ***Unannounced***.

1. Records are to be produced within one-hour of when the Program Specialist arrives to the facility.
2. All records should be maintained daily, by month, and at each site participating in CACFP.
3. All records are to be kept at the address listed in the institution's online application and agreement.

C. Claim Validations

1. Claim data is analyzed three times per year to determine high risk institutions. Entities who show as high risk are selected for claim validation.
2. Institutions must send in the requested documentation to the State agency within three business days.
 - The documentation requested is much like what is requested for an Administrative Review (AR)
3. Examples of Criteria for Claim Validation (*but not limited to*):
 - Claiming the same number of meals for every meal (also known as block claiming)
 - Claiming uncommon meal types, such as At-Risk breakfast or lunch
 - Multiple claim revisions

D. In Good Standing with the State of Oklahoma

1. Institutions are required to be in good standing with the State of Oklahoma in order to participate in CACFP. This information is checked every year by OSDE.
This is not required for public institutions, schools, tribes, or military.

Check your status online at <https://www.sos.ok.gov/corp/corpInquiryFind.aspx>
If your organization is not in Good Standing, contact the ***Filing department at (405) 521-3912 select Option 1.***

2. All nonprofit institutions must have a valid 501(c)3 in order to participate in CACFP. This information is checked every year by OSDE. You can check your status at:
<https://www.irs.gov/charities-non-profits/tax-exempt-organization-search>

E. Proof of Ownership

1. Proof of ownership must be updated with OSDE if the organization changes their Employer Identification Number (EIN) or Taxpayer Identification Number (TIN)

Example: Daycare changes from a sole proprietor to an LLC

NOTE: *Not submitting this documentation when the organization changes will delay CACFP reimbursement payments*

2. Documentation by entity type required to be submitted to the State agency (*see chart below and on **page A-18***)

Entity Type	Employer Identification Number (EIN), or Taxpayer Identification Number (TIN)	Additional Documentation
Sole Proprietor	Any correspondence or documentation with the pre-printed EIN or TIN and name of business entity or individual from the Internal Revenue Service (IRS)	
Corporation	Any correspondence or documentation with the pre-printed EIN and name of the business entity from IRS.	<ol style="list-style-type: none"> 1) A copy of the certificate of incorporation; and 2) corporate meeting minutes or letterhead stationery listing members and officers of the board of directors of the corporation; and 3) if applicable, a statement on letterhead stationery authorizing another person to obligate the business entity.
Limited Liability Company (LLC)	Any correspondence or documentation with the pre-printed EIN and name of the business entity from IRS	<ol style="list-style-type: none"> 1) A copy of the certificate of Limited Liability; and 2) company meeting minutes or letterhead stationery listing the members of the LLC; and 3) if applicable, a statement on letterhead stationery authorizing another person to obligate the business entity.
Private Non-Profit Organization	Any correspondence or documentation with the pre-printed EIN or TIN and name of business entity or individual from the Internal Revenue Service (IRS)	<ol style="list-style-type: none"> 1) Documentation of 501(c)(3); 2) If required, copy of most recent 990/990-EZ/990-N; 3) board meeting minutes on letterhead stationery listing the members of the organization; and 4) if applicable, a statement on letterhead stationery authorizing another person to obligate the business entity.

Other (only designated for a school or church if they are not an entity type listed in previous categories)	Any correspondence or documentation with the pre-printed EIN and name of business entity from IRS	A statement on letterhead stationery listing the names and title of the person who has authorization to obligate the business entity such as: <ul style="list-style-type: none"> • Military-base commander or designee. • School-superintendent, president, principal, dean of college, or division that administers the program. • Tribal-chief, governor, assistant chief, business manager, or tribal council member. • Church-pastor, business manager, or member of the governing board.
---	---	---

FINANCIAL MANAGEMENT

As stated in the United States Department of Agriculture (USDA) regulation 7 CFR §226.6(b)(1) (xviii) for new institutions and 7 CFR §226.6(b)(2)(vii) for renewing institutions, to be approved for program participation, an institution is required to comply with three Performance Standards:

A. Financial Viability, Administratively Capable, and Program Accountability (VCA)

1. Financial Viability and Financial Management

An institution must demonstrate that it has adequate financial resources to operate the CACFP on a daily basis. The institution can demonstrate financial viability through:

- A budget or management plan in compliance with program regulations and that is reasonable, necessary, and allowable.
- Adequate resources to pay debts when fiscal claims have been assessed.
- Adequate resources to be able to pay employees and suppliers during periods of program payment interruptions and when fiscal claims have been assessed, if applicable.
- The submitted budget contains costs that are necessary, reasonable, allowable, and documented
- Audits or financial statements - bank statements and credit card statements used for the institution, canceled checks, year to date report, profit/loss statement, or any other financial statement or documents.

2. Administrative Capability

An institution must demonstrate the ability to manage operations in compliance with program regulations by ensuring:

- The number of staff and type of qualified staff are adequate.
- The institution has management procedures in place to ensure that CACFP requirements are met.
- The number of monitoring staff in relation to the number of facilities is adequate.

- An organizational chart is needed to show *ALL* of the institutions staff. An example is located for *nonprofit* organizations is on **page A-31**. A blank form is located in Original Documents section, and in the Resource Library under Financial Management section.
- Written policies and procedures fulfill program responsibilities and civil rights requirements.

3. Program Accountability

An institution must demonstrate the ability to ensure program accountability through:

- Oversight through an operating governing board.
- Written fiscal accountability systems to assure integrity for all funds, property, expenses, and revenues (i.e., accurate processing of claims), and that all expenses are for program-authorized purposes.
- Record keeping—maintaining records of operations in compliance with program regulations.
- Operations including training, monitoring, classifying, and ensuring administrative costs are within regulatory limits.
- Meal pattern and meal service requirements, licensure, health inspections, record keeping, and claiming only for eligible meals served.

B. Required Financial Documentation

1. For Profit and Nonprofit Status

During the Administrative Review, it is required the institution shows the State agency they are in for profit status as an organization and in nonprofit status with CACFP funds. The following is to help define what the meaning of for profit and nonprofit are in CACFP and what documentation is needed to determine if you are in compliance with USDA regulations.

a. For Profit Status as an Organization

The institution has adequate financial resources to maintain operations, even if there is a disruption in normal income or a delay in CACFP reimbursements. A institution must have a positive net gain/profit – it cannot be operating at a loss.

(1) Documentation needed during the review to determine if For Profit:

- Bank statements used for CACFP funds;
- Credit card statements used for any CACFP transaction(s);
- Year to Date report;
- Profit/loss statement; or
- Any other financial statements or documentation used for CACFP funds whether money was spent, deposited or transferred.

b Nonprofit Food Service Account

The entity cannot make money on the CACFP program. All the money received in reimbursement and/or more has to be spent on CACFP allowable expenses.

Example: If the institution is receiving an average of \$1,000 a month in CACFP reimbursement, the institution should be spending \$1,000 or more a month on food,

milk, labor, and other CACFP allowable expenses.

(1) Documentation needed during the review to determine if Nonprofit

- The End of the Year Report on **page A-29**
- *Sponsors only*: Sponsor End of the Year Report
- *Schools only*: Revenue & Expenditure report for code 700
- Food Purchasing forms
- Receipts of allowed CACFP items and goods
- Canceled checks for labor (*cash apps or cash payments not allowed for labor*)
- Items charged off for CACFP are approved in online application budget
- Sponsor End of the Year Report found in the Sponsor Section

c. Audits

All organizations expending **\$1,000,000 or more in federal funds** in the prior fiscal year, must have an outside audit performed **annually**.

1. **Nonprofit institutions** are required to submit an organization-wide audit annually.

These audits are due nine months after the end of the institution's fiscal year. You will be contacted by OSDE.

d. Three Month Operating Balance

The institution may not spend the entire reimbursement received every month. USDA does allow institutions to carry over a small percentage of its funds to be used at a later time. The amount that can be carried over is the institutions 3 month operating balance. To figure out this amount, take the total amount of the institution's CACFP expenses from current month back to October of the same fiscal year, divided by the number of operating months, and multiply by 3. ***At no point in time should the entity exceed the 3 month operating balance.***

Example: The CACFP expenses incurred from October - January is \$4,325.85.
\$4,325.85 divided by 4 months (Oct-Jan) = \$1,081.46 x 3 (months operating) = \$3,244.39 can be carried forward.

e. Child Nutrition Funds

CACFP revenue can be used on **ANY** child nutrition program such as:

- NSLP/SBP (*Schools Only*)
- SSO (*Schools Only*)
- SFSP

C. Receipts/Invoices for CACFP purchases (Food Purchasing Form)

- Receipts/invoices will be validated against bank/credit card statements
- If the store name and/or date is not on the receipt, have the clerk write it in and initial.
- If an owner has multiple institutions and each one has a different agreement number, EACH facility MUST have their own CACFP receipts. ***Receipts cannot be shared.***

1. A fully itemized receipt/invoice is one that includes:

- Name of store/vendor
 - Store/vendor physical address and Store/vendor telephone number

- Date of purchase
 - Specific items purchased
 - Quantity of units purchased
 - Weight and/or size of unit
 - Unit cost
 - Total cost
- a. If the receipt/invoice is not fully itemized, the Food-Purchasing Form on **page 22** should be completed for each purchase made for the institution's food program. The form is divided into three categories. They are:
 - (1.) Food and Milk
 - (2.) Food-Related Supplies
 - (3.) Nonreimbursable Items
 - b. When purchases are made from a food vendor (wholesale, retail, delivery service, etc.) who provides a fully itemized receipt, the Food-Purchasing Form is not required. The receipt should still indicate the amount that is for Food and Milk, Food-Related Supplies, and items that are not reimbursable. This can be hand written at the bottom of the receipt.
2. Unallowable Receipts
 - Denoting that SNAP was used to make CACFP purchases. ***If found claiming such expenses, the institution and this practice will be reported to the Oklahoma Department of Human Services (DHS)***
 - A copy of a receipt/invoice without the original from the cash register attached.
 - Any receipt/invoice that has been altered, missing information, or is cut off at the bottom.
 - Any receipt/invoice that does not have the date of purchase.
 - A receipt from grocery pick up or delivery that is not the FINAL receipt. ***It cannot be a receipt from when the order was submitted or still in process.***

D. The End of Year Report

1. All institutions are **REQUIRED** to submit an end of the year report **annually** to ensure the institution is in compliance with the nonprofit food service account. This report will be due before any renewal application can be approved.
2. The end of the year report can be based on the institution's fiscal year, the federal fiscal year (October-September), or twelve consecutive recent months financial document. The institution fiscal year information is indicated in the online application and agreement.
3. Examples of the End of the Year Report can be
 - End of the Year Report form on **page A-177**
 - A Profit Loss Statement
 - A report from Quick Books or any other accounting software used
 - Revenue and Expenditure Report Documentation from your accountant or treasurer
 - Any documentation used at the end of the fiscal year to close out your books
4. Bank Statements of the last month of the fiscal year reported on the Institution's End of the Year Report must be submitted with the report.

FOOD-PURCHASING FORM

Sections to be completed, if applicable

- a. Food and Milk
 - Edible items served as part of a reimbursable meal
- b. Food-Related Supplies
 - Nonedible items used to provide meal service; i.e., paper products, cleaning supplies
- c. Nonreimbursable Items
 - Items used for personal or day care-related use only (these will not be entered on the Expenditure/Reimbursement Worksheet)

The following information must be included on the form:

- Specific item purchased
- Quantity (number of units; e.g., 6 cans, 1 box)
- Weight and/or size of container (size of unit; e.g., 16 oz, dozen)
- Unit cost (The cost of a single unit without tax)
- Total cost (number of units purchased multiplied by the unit cost)
- A store receipt supporting the purchases must be attached to the form.

The receipt must include:

- Name of store
- Correct date of purchase

After all items on the receipt have been recorded on the form:

1. Total each category.
2. Calculate the amount of tax to be charged to each category, and record on the form.
3. Total each category (plus tax), and record in the lower right-hand corner.
4. Grand total: This total must match the total on the receipt. *(It can be off by 1 cent due to the taxes)*
5. Indicate who completed this form.

Note: If an owner has multiple institutions and each one has a different agreement number, EACH facility MUST have their own CACFP receipts.

EXAMPLE
FOOD-PURCHASING FORM
(To Be Completed for Each Non-itemized Receipt)

Store Name/Vendor*: Discount Grocery Institution: TOYS N NOISE Date: 10/6/YYYY

Attach receipt containing name of store and date of purchase. Check #: 1092

FOOD AND MILK					FOOD-RELATED SUPPLIES				
# of Units	Unit Size	Items Used to Prepare Required CACFP Meals	Unit \$ Cost	Total \$ Cost	# of Units	Unit Size	Nonedible Items Used in Kitchen and Dining Areas: i.e., Paper Products, Cleaning Supplies	Unit \$ Cost	Total \$ Cost
1	16 oz	Cranberry juice, 100% juice	1.75	1.75	1	50	Paper plates	2.49	2.49
1	20 oz	Pineapple, tidbits	1.09	1.09	1	each	HP365xr (Ink)	.99	.99
1	10 oz	Cheese crackers	1.69	1.69	1	200 ft	Foil	3.59	3.59
2	15 oz	Cornflakes	3.19	6.38	1	roll	Paper towel	1.59	1.59
1	8 oz	Tub (Butter)	.69	.69					
1	1 lb	Ground beef, 80/20	2.39	2.39					
6	gal	Milk, 1%	2.43	14.58					
1	10 oz	Noodles	1.13	1.13					
1	1/2 lb	Cojk Shrf (Colby/Jack cheese)	1.89	1.89					
1	1/2 lb	Tomatoes	1.49	1.49					
1	8 oz	Cream cheese	1.29	1.29					
1	1 lb	Whole- Wheat bread	.89	.89					
1	.96 lb	Bananas	.50	.50			Food-Related Subtotal		8.66
1	10 oz	Twin 18P Eg (Eggs)	.63	.63			Food-Related Tax		.74
1	4 oz	Com Pantry (cream of mush)	1.79	1.79			Total Food-Related Supplies		9.40
1	6 oz	Hildychdr (cheddar cheese)	1.99	1.99	# of Units	Unit Size	*Nonreimbursable Items	Unit \$ Cost	Total \$ Cost
1	16 oz	GV RTN (rotini noodles)	1.15	1.15	1	ltr	Root beer	1.89	1.89
1	gal	Milk, whole	3.00	3.00	1	6 pk	Toilet tissue	4.69	4.69
					1	pack	Gum	1.39	1.39
					1	pkg	Chocolate Chip cookies	1.99	1.99
		Food and Milk Subtotal		44.32	(Local Tax Rate = .08375)		Nonreimbursable Subtotal		9.96
		Food and Milk Tax		3.80			Nonreimbursable Tax		.85
		Total Food and Milk		48.12			Total Nonreimbursable Items		10.81

* If you purchase from a food vendor or other delivery service, you may be provided with an itemized receipt and usage of this form may not be necessary. Check with your specialist.

Summary of Costs	
Total Food and Milk	\$48.12
Total Food-Related Supplies	9.40
Total Nonreimbursable Items	10.81
Grand Total (Must Agree With Receipt)	\$68.33

Form completed by: John Doe

EXPENDITURE/REIMBURSEMENT WORKSHEET

The Expenditure/Reimbursement Worksheet is a summary report of all allowable CACFP operating and administrative costs incurred during the month. It contributes to the documentation used to verify that the institution's CACFP is nonprofit.

All costs must be supported by appropriate documentation and approved on the CACFP application and/or amendments.

Instructions for completing the Expenditure/Reimbursement Worksheet are: Record the month and year during which the costs were incurred in the upper right-hand corner.

For each expenditure:

1. In Column 1: Record the date the specific cost was incurred.
2. In Column 2: Record the vendor or the first and last names of the food service personnel receiving payment.
3. In Column 3: Record the last four digits on the credit/debit card used or the number of the check issued. ***(NOTE: Cash payments for labor are not acceptable. Employees must be W-2 and not 1099)***

In Columns 4 through 11: Record the amount of the expenditure under the appropriate column. One entry may be broken down into more than one category.

4. Administrative Labor—Cost of administrative personnel's (director, bookkeeper, supervisors) time spent on the CACFP. Gross cost must be reported. Documentation includes:
 - Canceled checks
 - Labor formulas broken down by pay period for hours worked on CACFP activity***NOTE: The first and last names of each person whose labor is being claimed must be recorded in Column 2 of the form.***
5. Administrative Expenses—Cost related to the administration of the CACFP. Documentation includes itemized receipts.

Examples:
Postage, printing, office supplies
6. Food Service Salaries/Benefits—Cost of cooks', cook's assistants', and caregivers' time spent on menu planning, preparing, serving, cleaning up, supervising children while they eat, and/or completing of food production records. Gross cost must be reported. Documentation includes:
 - Canceled checks
 - Labor formulas broken down by pay period for hours worked on CACFP activity

Example:
6 hours x \$10.00/hour x 10 days = \$600.00

NOTE: The first and last names of each person whose labor is being claimed must be recorded in Column 2 of the form.
7. Food Service Rent/Utilities/Janitorial—Utilities, when documented by separate meter reading; pest control service; transportation reimbursement.

Example:

Kitchen space rent can be charged as long as documentation supports the prorated square footage.

8. Food Service Equipment—Equipment purchased for use in preparing meals with the acquisition cost of \$2,500 or more.
9. Food Purchases—Edible items used to prepare reimbursable meals and/or the monthly total from delivery receipt for contract meals. Documentation includes:
 - Itemized Food-Purchasing Forms
 - Itemized receipts and invoices
 - Invoice for contracted meals
10. Nonfood Purchases—Nonedible items needed to provide meal service. Documentation includes:
 - Itemized Food-Purchasing Forms
 - Itemized receipts and invoices
11. Miscellaneous—Cost related to the operation of the CACFP and not reported under any other category. Documentation includes itemized receipts. **NOTE: Do not include nonreimbursable items recorded on the Food-Purchasing Form.**
12. Income—Report any income for the month other than CACFP reimbursement. Income to the CACFP must be received for any nonclaimable meals. Charges for the nonclaimable meals must equal the **FREE** reimbursement rate for the meal eaten plus the value of USDA Foods (commodities) for lunch and supper meals. In order for the CACFP to recover the total cost of these meals, all fractions must be rounded up.
13. Grand Totals: Total all expenditures in each column.
14. Net Costs: Calculate net costs by totaling Columns 4 through 11 and subtracting the total of Column 12.
15. Reimbursement Received: Record amount of reimbursement received for the month from the Payment Notice.
16. Operating Balance: Item 14 minus Item 15 indicates operating balance. This dollar amount can be negative or positive number.
17. Indicate who completed this form.

On the VIEW CLAIM SUMMARY page: *The Grand Totals on the Expenditure worksheet are required to be entered on the claim each month.*

EXAMPLE

EXPENDITURE/REIMBURSEMENT WORKSHEET

INDEPENDENT CENTERS OR SITES UNDER A SPONSOR

Institution Name: TOYS N NOISE Month: OCTOBER Year: YYYY

OPERATING AND ADMINISTRATIVE COSTS (\$)																					
DATE	ITEM/ENTRY (Vendor or Personnel, Etc.)	LAST 4 OF CARD NO. OR CHECK NO.	(3)	CACFP Admin. Labor	(4) \$	CACFP Admin. Expenses	(5) \$	Food Service Salaries/Benefits	(6) \$	Food Service Rent/Utilities/Janitorial	(7) \$	Food Service Equipment	(8) \$	Food Purchases (Food and Milk)	(9) \$	Nonfood Purchases (Food-Related Supplies)	(10) \$	Misc.	(11) \$	INCOME (Other Than CACFP Reimbursement)	(12) \$
10/5	Discount Grocery	0001												348	12	19	40				
10/6	Herman's Foods	0001												498	76	220	17				
10/7	Star Grocery	CASH												509	09	112	09				
10/13	Dairy Mart	0001												612	96						
10/14	Food Way	1116												502	16						
10/10	Cook—Freda Fryer	2097						735	00	(7 hours x \$15 x 7 days)											
10/10	Teacher—L Simon	2098						140	00	(2 hours x \$10 x 7 days)											
10/10	Teacher—C Smith	2099						168	00	(2 hours x \$12 x 7 days)											
10/28	Cook—Freda Fryer	2151						1,470	00	(7 hours x \$15 x 14 days)											
10/28	Teacher—L Simon	2152						280	00	(2 hours x \$10 x 14 days)											
10/28	Teacher—C Smith	2153						312	00	(2 hours x \$12 x 13 days)											
10/28	Director—H Brand	1154			396	00				(1 hour x \$18 x 22 days)											
10/31	Interest accrued on CACFP funds in Bank 1 account																				6
10/31	Nonprogram Meals							\$4.43		(free rate) + \$3,000 (commodities rate) =						\$4.73					70
(13)	Grand Totals				396	00		3,105	00					2,471	09	351	66				76

(14) Net Costs (Total of Columns 4 through 11 Minus Column 12) \$ 6,323.75

(15) Reimbursement Received plus total of Column 12 \$ 5,924.46

(16) Operating Balance (Item 14 Minus Item 15—See Instructions) \$ 399.29

(17) Form completed by: Sam Gov

NOTE: Each cost category must be as approved on your CACFP application and/or amendments.

END OF THE YEAR REPORT

All institutions must send the State agency an annual financial End of Year report. The Annual Expenditure/Reimbursement Worksheet will meet this requirement. When this form is submitted to the State agency, it must include each of the institution's monthly Expenditure/Reimbursement Worksheets listed to the validate the information on the Annual form.

Note: If there are any questions or discrepancies, the State agency may require documentation to be turned in for validation.

- Enter the Institution name
- Enter the fiscal year of the report
- Enter the months of the fiscal year. The institution can use their fiscal year, the federal fiscal year from October - September, or twelve, recent consecutive months of financial information. OSDE must have twelve full months of expenditures and reimbursements.

Column 1: List the months beginning with the first month of your fiscal year or the federal fiscal year starting October through September.

In Columns 2 through 10: List each month's total from the institution's monthly Expenditure and Reimbursement Worksheet. It is REQUIRED the institution use twelve recent, consecutive months of Expenditure/Reimbursement Worksheets to fill out this form.

Column 2: Administrative Labor—Cost of administrative personnel's (director, bookkeeper, supervisors) time spent on the CACFP. Gross cost must be reported. (*Before Taxes*)

Column 3: Administrative Expenses—Cost related to the administration of the CACFP

Column 4: Food Service Salaries/Benefits—Cost of cooks', cook's assistants', and caregivers' time spent on menu planning, preparing, serving, cleaning up, supervising children while they eat, and/or completing of menu of served forms.

Column 5 : Food Service Rent/Utilities/Janitorial—Utilities, when documented by separate meter reading; pest control service; transportation reimbursement.

Column 6: Food Service Equipment—Equipment purchased for use in preparing meals with the acquisition cost of \$2,500 or more per site.

Column 7: Food Purchases—Edible items used to prepare reimbursable meals per site and/or the monthly total from delivery receipt for contract meals.

Column 8: Nonfood Purchases—Nonedible items needed to provide meal service.

Column 9: Miscellaneous Expenditures—Cost related to the operation of the CACFP and not reported under any other category.

NOTE: Do not include nonreimbursable items recorded on the Food-Purchasing Form.

Column 10: Total CACFP Reimbursement received by the institution each month. Use each month's Payment Notice.

Grand Totals: Total of each column.

Column 11: Total CACFP Expenditures: Add the grand totals from columns 2 through 9

Column 12: Total Reimbursement: This is the Grand Total from Column 10

Column 13: Operating Balance: Item 11 minus Item 12 indicates operating balance. This dollar amount can be a negative or positive number.

a

Indicate who completed this form.

EXAMPLE

END OF THE YEAR REPORT

Institution Name: TOYS N NOISE Year: YYYY Fiscal Months: January - December

OPERATING AND ADMINISTRATIVE COSTS (\$)									
Expenditure for EACH Month (starting with first month of the fiscal year) (1)	CACFP Admin. Labor (2)	CACFP Admin. Expenses (3)	Food Service Salaries/Benefits (4)	Food Service Rent/Utilities/Janitorial (5)	Food Service Equipment (6)	Food Purchases (Food & Milk) (7)	Nonfood Purchases (Food-Related Supplies) (8)	Misc. Expenses (9)	CACFP Reimbursement & Income for each month (10)
JANUARY	\$ 250	\$	\$ 2,000	\$	\$	\$ 2,567.23	\$ 285.78	\$	\$ 4,769.09
FEBRUARY	\$ 250	\$	\$ 1,900	\$	\$	\$ 2,563.93	\$ 175.85	\$	\$ 4,005.91
MARCH	\$ 150	\$	\$ 2,250	\$	\$	\$ 2,060.28	\$ 105.07	\$	\$ 4,996.45
APRIL	\$ 150	\$	\$ 2,200	\$	\$	\$ 3,167.93	\$ 224.08	\$	\$ 5,060.34
MAY	\$ 250	\$	\$ 2,200	\$	\$	\$ 3,599.23	\$ 167.78	\$	\$ 6,109.87
JUNE	\$ 250	\$	\$ 2,500	\$	\$	\$ 4,567.32	\$ 87.03	\$	\$ 6,793.59
JULY	\$ 250	\$	\$ 2,500	\$	\$	\$ 4,987.22	\$ 308.94	\$	\$ 6,979.23
AUGUST	\$ 200	\$	\$ 1,800	\$	\$	\$ 3,579.45	\$ 212.81	\$	\$ 4,943.82
SEPTEMBER	\$ 175	\$	\$ 1,900	\$	\$	\$ 2,874.38	\$ 137.78	\$ 56.78	\$ 4,793.77
OCTOBER	\$ 150	\$	\$ 1,800	\$	\$	\$ 2,327.03	\$ 147.83	\$	\$ 4,421.11
NOVEMBER	\$ 175	\$	\$ 1,800	\$	\$	\$ 3,587.77	\$ 162.28	\$	\$ 5,089.05
DECEMBER	\$ 200	\$	\$ 2,000	\$	\$	\$ 3,598.60	\$ 238.95	\$	\$ 5,361.08
Grand Totals	\$ 2,450	\$	\$ 22,650	\$	\$	\$ 39,480.37	\$ 2,254.18	\$56.78	\$ 58,873.31

- (11) Total CACFP Expenditures (Total of Columns 2 through 9) \$ \$ 66,891.33
- (12) Total Reimbursement & Income Received (Total of Column 10) \$ \$ 58,873.31
- (13) Operating Balance (Item 11 Minus Item 12—See Instructions) \$ \$ 8,018.02

Form completed by: Sam Gov
 Contact Info: Sam.Gov@email.com

ORGANIZATION CHART INSTRUCTIONS

An organizational chart shows the internal structure of an organization. The title of the positions are represented in each of these boxes to show the chain of command.

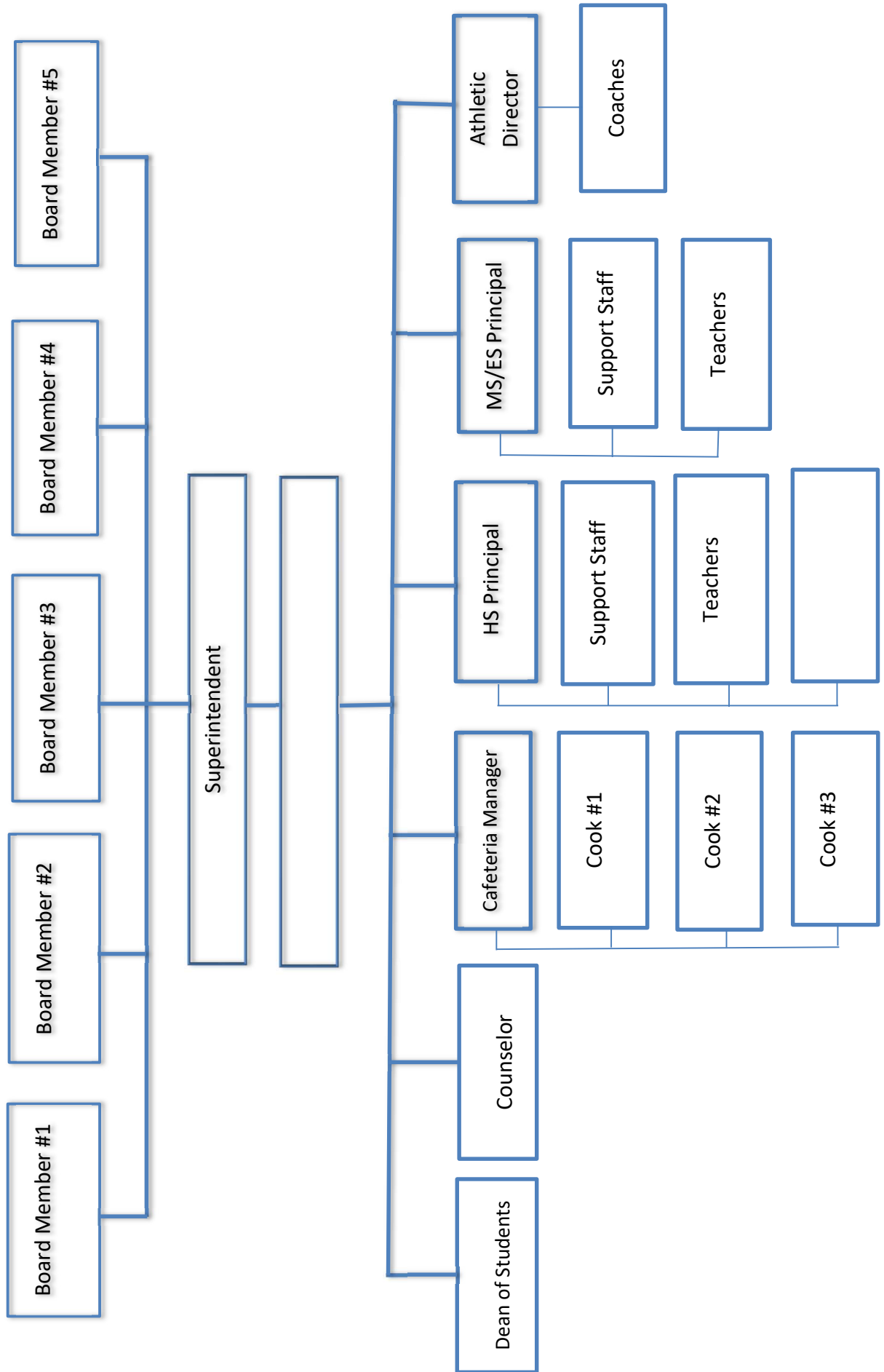
An example of an organizational chart is listed on the following page. The example given is for a nonprofit institution. The institution can use the blank forms located in the originals sections or create your own.

Note: A nonprofit institution should always include board members.

Note: It is not required to list names. Titles are the only items needed. This is not required to be submitted to the State Agency every year. It is only required to be sent in if the organization structure has changed.

Review the chart in uploaded documents before submitting the annual renewal application.

Nonprofit Organizational Chart Example



Notes

RECORD KEEPING

RECORD-KEEPING REQUIREMENTS

- All records must be maintained on a daily basis and *MAY NOT* leave the premises.
- Records must be produced within one-hour of the Program Specialist arrival or the institution will be written up as having no records.
- All participants in the Child and Adult Care Food Program (CACFP) must maintain adequate records to support the monthly claims for reimbursement. The State Department of Education (the *State agency*) has provided sample forms to assist the institution in maintaining the required records.
- Refer to **pages 10-13** for a summary of basic responsibilities, which includes all record-keeping requirements.
- All required forms have a section *Form Completed By*. Each person that fills out a required form needs to print their name in this section. A signature is not required.
- All records are required to be maintained for three years after the year to which they pertain unless a review or audit is not resolved. In this case, records are required to be maintained until the review or audit is resolved.
- *Only current forms found in the Training Manual and Resource Library can be used for CACFP. However, some organizations have a record-keeping system that is equal to or better than what is provided by the State agency. These forms can be used ONLY if the institution receives approval from your Program Specialist PRIOR to use.*

DAILY ATTENDANCE RECORDS

Children must be enrolled and in attendance to be qualified as participants in the CACFP. Attendance records verify that children claimed as participants were actually in attendance.

A daily attendance record may be used by institutions claiming reimbursement.

Instructions:

- Indicate the institution's name and the current month and year at the top of the page.
- List the full (first and last) name of each child.
- Daily, using the following key, check each child's status:
 - For a child not in attendance, use an *A* for *absent*.
 - For a child in attendance, use an *X* or a check mark.
 - For a child who is no longer enrolled, use a *D* for *dropped*.
- Identify children who are in attendance but do not receive reimbursable meals.
 - For a child who does not participate, use *NP* for *does not participate*. A Child Meal Waiver form should be on file.
- Indicate who completed this form.

EXAMPLE

DAILY ATTENDANCE RECORD

- Regular Meals
- At-Risk Meals

Name of Institution: TOYS N NOISE Month: OCTOBER Year: YYYY

Form Completed By: Sam Gov

Name	3	4	5	6	7	10	11	12	13	14	17	18	19	20	21	24	25	26	27	28	31
Douglas, Steffy	X	X	A	A	X	X	X	X	X	X	X	X	A	X	X	X	A	X	X	X	X
Douglas, Julie	X	X	A	A	X	X	X	X	X	X	X	X	X	X	A	A	A	X	X	X	X
Douglas, Debbie	X	X	A	A	X	X	X	X	X	X	X	X	X	X	A	A	A	X	X	X	X
Phillips, Peter	X	X	X	X	X	A	A	A	A	X	X	X	X	X	A	A	X	X	X	X	X
Simonsky, Barbara	X	X	X	X	X	X	X	X	X	X	X	X	X	X	X	X	X	X	X	X	X
Olson, Mariah	X	X	A	X	X	X	X	X	X	X	X	X	X	A	A	X	X	X	X	X	X
McClain, Johnny	X	X	X	X	X	X	X	X	X	X	X	D	D	D	D	D	D	D	D	D	D
McClain, Joanie	X	X	X	X	X	X	X	X	X	X	X	X	D	D	D	D	D	D	D	D	D
McClain, David	X	X	X	X	X	X	X	X	X	X	X	X	D	D	D	D	D	D	D	D	D
McClain, Chase	X	X	X	X	X	X	X	X	X	X	X	D	D	D	D	D	D	D	D	D	D
Scott, Florence	—	—	—	—	—	—	—	—	—	—	—	—	—	—	—	—	—	—	—	—	—
Scott, Frank	—	—	—	—	—	—	—	—	—	—	—	—	—	—	—	—	—	—	—	—	—
Jensen, Jodi	X	X	X	X	X	X	X	X	X	X	X	X	X	X	X	X	X	X	X	X	X
Cashion, Amber	X	X	X	X	X	X	X	X	X	X	X	X	X	X	X	X	X	X	X	X	X
Sanders, Sue—I	X	X	A	A	A	A	A	A	A	X	X	X	X	X	X	X	X	X	X	X	X
Sanders, Todd	X	X	A	A	A	A	A	A	X	X	X	X	X	X	X	X	X	X	X	X	X
Butler, Addie	X	X	A	A	X	X	X	X	X	X	X	X	X	X	X	X	X	X	X	X	X
Butler, Thatcher	X	X	X	X	X	X	X	X	X	X	X	X	X	X	X	X	X	X	X	X	X
Thomas, Cathy	X	X	X	X	X	X	X	X	X	X	X	A	A	A	X	X	X	X	X	X	X
Thomas, Gary	X	A	X	X	X	X	X	X	X	X	X	X	X	X	X	X	X	X	X	X	X

AT-RISK MEAL COUNT WORKSHEET

INSTRUCTIONS

The At-Risk Meal Count Worksheet is to be completed at the time of each meal service. An actual physical count must be taken at mealtime. The verified meal count for each meal service is recorded under each of the categories of meals served.

Instructions:

- Indicate who completed this form.

Meals Served to Program Children are:

- Meals meeting minimum meal pattern requirements.
- Meals served to children 18 years or younger.
- Only two meals may be claimed - one meal and one snack or two snacks

For the shifts at breakfast, lunch, and/or supper meals, record the first shift number, then a slash mark, then the second shift number, or maintain a meal count worksheet for each shift unit.

Nonclaimable Meals Served:

- Meals not meeting meal pattern requirements
- Nonprogram and Program adult meals*

The nonprofit food service account must be reimbursed for any nonclaimable meals served. Income must be documented for nonclaimable participants' meals because the cost of nonclaimable meals is not an allowable expense. The price charged for the meal must reflect at least the free rate of reimbursement for the applicable meal plus the value of USDA Foods (formerly commodities) for lunch and supper meals.

Program adult meals may be served free of charge, and the cost of these meals is absorbed by the institution.

No adult meals, either **PROGRAM*** or **NONPROGRAM****, are allowed to be claimed for reimbursement.

* Nonprogram adults are those **NOT** involved in the preparation, service, and/or supervision of the participants during the meal service. Supervision means sitting with and eating the same meal served the participants.

** Program adults are those involved in the preparation, service, and/or supervision of the participants during the meal service.

EXAMPLE

CHILD AND ADULT CARE FOOD PROGRAM (CACFP) AT-RISK MEAL COUNT WORKSHEET

Institution Name: TOYS N NOISE Agreement #: DC - 00-123

Month/Year: OCTOBER 20XX Form Completed By: SAM GOV

Date	Breakfast	Lunch	Snack	Supper	Nonprogram
1				86	0
2				90	3
3					
4					
5				79	0
6				85	0
7				86	5
8				90	2
9				79	0
10					
11					
12				86	1
13				88	0
14				90	0
15				90	4
16				85	3
17					
18					
19				77	0
20				89	2
21				92	2
22				79	0
23				85	0
24					
25					
26				90	3
27				91	1
28				86	0
29				88	0
30				88	0
31					
Total				1,899	26

**Adults/Nonprogram can be served but they cannot be claimed for reimbursement*

OTHER REQUIRED RECORDS


PARENTAL NOTIFICATION OF CACFP BENEFITS

Building for the Future

Public Law 106-224, the Agricultural Risk Protection Act of 2000, requires all sponsoring organizations (SOs) and institutions to reproduce the *Building for the Future* fact sheet and distribute it annually to all parents of participating children in their facilities. As new children are enrolled in these facilities, they must be given a copy of the *Building for the Future* fact sheet. You will find a copy of this form on **page 182**.

School districts are allowed to hang the Building for the Future flyer in a visible location(s) and keep a small stack of flyers for students to take instead of handing them out to each student.

A Spanish version available on the CACFP website in the Resource Library under the Espanol for CACFP section.



**BOOMER ADULT DAY CARE
1234 MODINE AVENUE
MODINE, OKLAHOMA 00000**

EXAMPLE OF A SOLICITATION ANNOUNCEMENT

October 26, 20__

Toys and Noise Daycare announces the opportunity for responsible bidders from the food industry to respond to the attached food specifications valid for the period of **January 2, 20__**, to **December 31, 20__**. All bidders wishing to respond to this bid period must do so by **2 p.m., November 30, 20__**, at the Education Service Center at the above address. No e-mail or facsimile responses will be accepted.

No other format for the bid response other than the attached specification forms will be accepted.

Responses will be evaluated based on the following criteria:

- Best price
- Meeting food descriptions Quantity
- Availability
- Past history, if applicable Quality of food
- Line up meeting delivery requirements

Vendors will be expected to ensure that deliveries to Toys and Noise will be dropped at 1234 Modine Avenue on Mondays and Tuesdays between the hours of 1 to 3 p.m. Delivery trucks and product drops must meet Health Department Standards. Sales staff will provide on-site, phone, or e-mail/online ordering methods with e-mail/online confirmation of orders. Any vendors making substitutions of product must provide equal or better quality at bid price and meet original specifications.

Nutrition Facts information or Nutrition Facts labels and CN labels must be provided on all products. Bids will be evaluated on a *per* Prime Vendor.

Boomer Adult reserves the right to accept or reject any part, or all, of the bid you submit. If all criteria contained within this document are met, successful bidders will be considered.

Bids will be awarded on August 6, 20__, and all bidders will be notified in writing. Toys and Noise reserves the right to terminate a vendor who is awarded business but does not follow through with the above requirements.

Notes

END OF THE MONTH RECORD OF INVENTORY

It is required to have an end of the month record of inventory for all unopened items on hand at the institution. An inventory system is a management tool used for an efficient food service operation. The inventory provides a systemic method for taking and maintaining a complete inventory record of purchased food and milk and food-related supplies.

Note: Schools can use a perpetual inventory instead of the end of month inventory.

An incorrect inventory can mean the difference between profit or loss and will also reflect an incorrect food cost.

Inventory records are used to:

1. Prepare monthly orders for food and supplies.
2. Avoid being overstocked or understocked.
3. Assure that quantity of food needed to meet menu requirements is available.
4. Control any possible disappearance of food.
5. File insurance claims in case of fire or theft.
6. Support carryover of food/food-related supplies surplus.

INVENTORY INSTRUCTIONS

Additional forms may be needed to ensure all items are inventoried. Please specify the page number at the top of the page if using more than one page for the month.

Institution Name: Enter the Name of the Institution

Inventory Month/Year: Enter the month and year food and milk item(s) were not used

Date Conducted: Enter the date inventory was conducted

Enter food/milk items in the correct section:

Component sections include meat/meat alternate, bread/grain, fruit, vegetable, milk/formula, and infant food, if applicable.

Optional sections include condiments/extra food items and food-related supplies.

Column 1: Enter the name of each unopened food item on hand at the end of the month such as creamed corn, french cut green beans, 80/20 ground beef, or mayonnaise in the correct section.

Column 2: Enter the purchase unit of each unopened food item on hand such as 5 lbs, #10 can, 4# bag, etc. If different size container of the same food are on hand, use a separate line for each purchase unit type.

Example: Mandarin oranges are bought fresh by the pound and in #10 cans, one line is for fresh and another line for canned oranges.

Column 3: Enter the number of unopened units found on hand from actual count.

CLAIM FOR REIMBURSEMENT

Claims are to be submitted by the tenth of the month following the month covered by the claim for reimbursement. Claims submitted after 60 days cannot be paid without submission of one-time exception documentation. A copy must be maintained on file for a minimum of three years.

1. GENERAL DATA

- a. Report number of days in operation for the month.
- b. Eligibility Data
 - (1) Report total enrollment. (Total enrollment may differ from CACFP participation if you have children enrolled who do not eat reimbursable meals.)

2. Participation Data:

- a. Title XX/XIX Data, if applicable.
 - (1) Number of Title XX (child care centers)/Title XIX (adult centers) or free and reduced-price participants.
- b. Participation Data: Report current number of enrollees participating (who ate at least one regular meal) for the claiming month by **free, reduced-price, or not eligible**. All participants not meeting family-size and income guidelines for free or reduced-price meals plus any participants not having a completed, approved Family-Size and Income Application (FSIA) on file must be reported in the **not eligible** category. These figures can be obtained from the monthly count of free, reduced-price, and not eligible participation/CACFP Rosters.
- c. **MEAL COUNTS CLAIMED FROM MEAL COUNT WORKSHEET:**
 - (1) Enter number of regular breakfasts served to participants.
 - (2) Enter number of regular lunches served to participants.
 - (3) Enter number of regular suppers served to participants.
 - (4) Enter number of regular snacks served to participants.
- d. **Cash-in-Lieu of USDA Foods Data:** To be completed **ONLY** by those institutions electing to receive cash-in-lieu of USDA Foods.

3. **FOR AT-RISK MEALS ONLY**, if applicable:

- a. **TOTAL AT-RISK MEALS CLAIMED from Meal Count Worksheet (INSTITUTIONS):**
 - (1) Enter number of At-Risk breakfasts served to participants.
 - (2) Enter number of At-Risk lunches served to participants.
 - (3) Enter number of At-Risk suppers served to participants.
 - (4) Enter number of At-Risk snacks served to participants.
- b. **Average Daily Attendance automatically populates.**
- c. Cash-in-lieu, if applicable, will automatically populate.

Be sure to check and recheck your numbers; if your claim is correct, select *View Claim Summary* and then submit your claim by entering the date and clicking *Certify*.

On VIEW CLAIM SUMMARY: *The Grand Totals on the Expenditure worksheet are required to be entered on the claim each month.*

The institution has **60 calendar days** following the last day of the claim month. This date may change depending on the number of days in February.

Below is the claim and the final date that it may be submitted.

Based on 28 Days in February		Based on 29 Days in February	
January Claim	April 1st	January Claim	March 31st
February Claim	April 29th	February Claim	April 29th
March Claim	May 30th	March Claim	May 30th
April Claim	June 29th	April Claim	June 29th
May Claim	July 30th	May Claim	July 30th
June Claim	August 29th	June Claim	August 29th
July Claim	September 29th	July Claim	September 20th
August Claim	October 30th	August Claim	October 30th
September Claim	November 29th	September Claim	November 29th
October Claim	December 30th	October Claim	December 30th
November Claim	January 29th	November Claim	January 29th
December Claim	March 1st	December Claim	February 29th

EXAMPLE
OKLAHOMA STATE DEPARTMENT OF EDUCATION
Child Nutrition—Child and Adult Care Food Program (CACFP)

CACFP Child/Adult Care Food Program—Claim Entry

DC-55-123 - *Toys N Noise*
 1234 NW Block St
 Oklahoma City, OK 73124
 TIN: 000000000

Staff Quick-Picks											
May	June	July	August	September	October	November	December	January	February	March	April

Claim Month

Claim Year

Claim Listing for Month/Year Requested						
Select	Adjust	Submit Date	Month	Claim Year	Status	Permit Expires
<input type="button" value="Select"/>	<input type="button" value="Adjust"/>		10	20XX	Active	1/1/2099
1						

Individual CACFP Business—No Sites

Individual CACFP Business—No Sites

Number of Days in Operation	20
Total Enrollment	125
Participation Data	
Title XX/XIX (if applicable)	0
Number Free Eligible	123
Number Reduced-Price Eligible	
Number Not Eligible	

At-Risk Days	20
At-Risk Enrollment	125

Meal Counts	Child Care	At-Risk	Adult Care
Number of Breakfasts	0	0	0
Number of Lunches	0	0	0
Number of Suppers	0	2115	0
Number of Snacks	0	0	0

Average Daily Attendance	Child Care	0	At-Risk	123	Adult	0
Cash-in-Lieu Total	\$634.50					
Total of Meals Claimed	\$9,369.45					
Subtotal	\$5,924.46					

View Claim Summary: Enter the Grand Total Expenditures from the Expenditure/Reimbursement

Total Monthly CACFP Expenditure	\$10,003.95
---------------------------------	-------------

PAYMENT NOTICE

The Office of State Treasurer and the Legislature established provisions to comply with the Cash Management Improvement Act (CMIA) Public Law 101-453—an electronic system for fund transfer of federal assistance program payments.

All participating CACFP institutions can locate a copy of the Payment Notice reflecting the electronic deposit of the CNP reimbursement at the bottom of the *Claim Summary* page on the CACFP Web site.

EXAMPLE
STATE DEPARTMENT OF EDUCATION
2500 N Lincoln Boulevard
Oklahoma City, Oklahoma 73105-4599

PAYMENT NOTICE

PAYMENT OF FEDERAL CHILD NUTRITION FUNDS

TO: Toys N Noise
Hilda Brand
1234 NW Block Street
Oklahoma City, OK 73124

**000 00 0000 Institution Name
(FEI Number)**

Agreement No.: DC-55-999

FROM: STATE DEPARTMENT OF EDUCATION CHILD NUTRITION PROGRAMS

The following payment(s) was(were) electronically deposited in your account on *November 14, YYYY*:

<i>WARRANT NO.</i>	<i>\$ AMOUNT</i>	<i>APPORTIONMENT OF TITLE</i>	<i>CFDA NO.</i>
0000000000	\$5,924.46	Child and Adult Care Food Program	10.5580000

Funds to the above agency for reimbursement claimed for *October YYYY*.

These funds should be deposited to the credit of the Child Nutrition Programs. These funds shall be accounted for in a manner that will make all expenditures clearly identifiable.

TO REIMBURSE PROGRAM CODE 700/FY-XXXX

AWARD NAME: U.S. Department of Agriculture—CNP Block Consolidated
AWARD NUMBER: 60K300329

AWARD NAME: U.S. Department of Agriculture—Cash-in-Lieu
AWARD NUMBER: 60K300349

Very truly yours,

STATE SUPERINTENDENT
OF PUBLIC INSTRUCTION

If you have any questions concerning this payment, please contact Child Nutrition Programs at 405-521-3327.

EXAMPLE

AT-RISK MONTHLY RECORD-KEEPING CHECKLIST

Month: OCTOBER Year: YYYY

This form should be maintained on the outside or inside of each monthly folder. A check mark should be placed beside those items that are included in the monthly folder or by tasks that were completed. Some documents may not be immediately available and will be *checked off* as they are added to the folder.

- (X) Meal Count Worksheet
- () Schools Only :Expenditure/Reimbursement Worksheet or Revenue and Expenditure report showing code 700 (Summary of All Allowable Operating and Administrative Costs)
- (X) Financial Documentation - Any bank and credit card statement(s) where CACFP funds were deposited, spent, or transferred to or from, Year to date report, Profit/Loss statement, canceled checks, etc.
- (X) Food-Purchasing Forms/Itemized Receipts
- (X) Daily Attendance Records
- (X) Enrollment Documentation
- (X) Sign in sheets for children not enrolled but participate in a meal, if applicable
- (X) End of the Month Inventory (*Schools can use perpetual*)

ADDITIONAL TASKS THAT MUST BE COMPLETED PRIOR TO SUBMISSION OF A CLAIM FOR REIMBURSEMENT:

- () Add new participants in attendance
- (X) Food Production Records/Menus as Served and CN labels and Product Formulation Statements, if applicable, were maintained daily documenting meals being claimed for reimbursement or ***Contract Meal Delivery Receipt for contract meal sites only.*** Infant Meals as Served Record, if applicable.

KEEP ALL CORRESPONDENCE RECEIVED FROM THE STATE AGENCY IN A MONTHLY FOLDER OR IN A GENERAL CORRESPONDENCE FOLDER.

ANNUAL REQUIRED DOCUMENTATION

- (X) Procurement Documentation
- (X) Training Records



CHILD AND ADULT CARE FOOD PROGRAM (CACFP) FY 2025 NOTIFICATION OF ADMINISTRATIVE REVIEW (AR)

MEMO TO _____ **AGREEMENT #** _____ **DATE** _____

An Unannounced Administrative Review will be conducted at your institution between October 1, 2024, and September 30, 2025. Records are to be maintained on-site at all times for review purposes. If records are not immediately available, you will be given 1 hour to produce them. Per state auditor requirements, a copy of all documentation must be provided at the time of the review for the program specialist to retain and submit to the State agency. Records to be reviewed from October 1, 2024, to the last claim submitted include, but are not limited to:

1. Fiscal year 2025 application and agreement
2. Current enrollment documentation
3. Attendance records/sign-in sheets
4. Area Eligibility information
5. School calendar
6. Bell Schedule, *schools only*
7. Enrichment/educational activity information
8. Meal count worksheet
9. Itemized receipts/Food Purchasing Form
10. Documentation of total revenues/income received by the institution. This includes bank and/or credit card statements of accounts where CACFP funds are deposited or are transferred to
11. Documentation of total expenditures of the institution. This should include bank and/or credit cards statements of accounts used to make any purchases of CACFP related expenses or used to pay for any other allowable CACFP expense
12. Documentation to verify that the institution is both financially viable and operating a nonprofit food program service such as Profit/Loss Statement, End of the Year Report, Expenditure/Revenue report, etc.
Note: Schools can use Revenue & Expenditures for code 700
13. End of the Month Inventory for food and milk
14. Monthly reimbursement claims
15. Food Production Records/Menus as Served or Contract Meal Services Delivery Receipt
16. Child Nutrition (CN) labels/Product Formulation Statements (when applicable)
17. Labels for Cereal, Yogurt, and whole grain items served.
18. Procurement Documentation including Procurement Plan, Chart of Procedures, & Protest Procedures
19. Proof of CACFP record retention for three years
20. Documentation of CACFP key staff training
21. License or permit to operate, if applicable
22. Civil Rights Complaint-Filing form
23. And Justice for All poster displayed
24. Proof of Building for the Future fact sheet distribution to parents of enrolled children
25. Board meeting minutes for Nonprofit institutions
26. If multisited (in addition to the above items):
 - a. Preapproval visits for new sites
 - b. On-site monitor reviews
 - c. Policies & Procedures
 - d. Household contact documentation, if applicable
 - e. Proof of edit checks
27. Copy of the State agency-approved contract if institution is under contract with an outside source.
28. Other _____

Child Nutrition Programs' (CNP) Program Specialist Program Specialist Telephone Number
2500 North Lincoln Boulevard, Oklahoma City, OK 73105-4599

CLAIM REVISION

If an institution needs to make changes to the claim submitted, the Claim Revision form will need to be completed with an explanation of what was revised and why.

Once the Claim Revision form has been completed, it can be faxed to Lesia King at 405-521-2239 or emailed to Lesia.King@sde.ok.gov.

CACFP Claim Revision

Agreement #: DC-55-123

Institution/Site Name: Toys N Noise

Please provide the revised counts

Claim Month/Year: October 20XX

Number of days in operations: 20

Total enrollment: 125

At-Risk number of days in operation, if applicable: 20

At-Risk total enrollment, if applicable: 0

Participation Data:

Title XX/XIX, if applicable: _____

Number free eligible: 123

Number reduced eligible: _____

Number not eligible: _____

	Child Care	At-Risk	Adult Care
Number of Breakfasts			
Number of Lunches			
Numbers of Suppers			2151
Number of Snacks			

Reason for revision: Transposed numbers. Should have been 2151 and not 2115

MEAL TIME CHANGE FORM INSTRUCTIONS

If an institution needs to make changes to the meal time information in the application and agreement, the following form needs to be completed

Agreement Number: Institution agreement number

Institution/Site Name: The institution name. Add the name of the site, if multisited

Top Section: The entire top section needs to be completed with information currently in the system for the Institution/Site.

Note: One form per site needing updates

- List meal times currently being served in military time (0-2400)
- Maximum number of meals
- Current approved days to serve meals
- Times of operation

Bottom Section: ONLY complete the changes or updates that need to be made from the top section.

- List meal times currently being served in military time (0-2400)
- Maximum number of meals
- Current approved days to serve meals, include justification for weekend or shift meals
- Times of operation

Signature of Authorized Representative

This form can be emailed to the assigned person for your application at Lesia.King@sde.ok.gov, Shannon.Nakvinda@sde.ok.gov, or Lori.Burroughs@sde.ok.gov or it can be faxed to 405-521-2239.

CACFP Meal Service/Hours of Operation Change Form

Agreement Number: DC-00-123 Institution Name: TOYS & NOISE/TOYS SITE

This form must be submitted if any of the following information has changed from the original application. Complete and submit to our office for approval prior to meal service change.

For recordkeeping purposes, list the days and times of meal service that you are currently approved for.

List currently approved mealtimes here:

Breakfast		AM Snack		Lunch		PM Snack		Supper		Late PM Snack	
1 st shift		1 st shift		1 st shift		1 st shift		1 st shift		1 st shift	
Beginning	Ending	Beginning	Ending	Beginning	Ending	Beginning	Ending	Beginning	Ending	Beginning	Ending
700	830			1130	1230	1400	1430				
2 nd shift		2 nd shift		2 nd shift		2 nd shift		2 nd shift		2 nd shift	
Beginning	Ending	Beginning	Ending	Beginning	Ending	Beginning	Ending	Beginning	Ending	Beginning	Ending
						1600	1630				

List currently approved maximum number of meals:

Breakfast		AM Snack		Lunch		PM Snack		Supper		Late PM Snack	
1 st	2 nd	1 st	2 nd	1 st	2 nd	1 st	2 nd	1 st	2 nd	1 st	2 nd
50				50		20	30				

Check the box for each day currently approved to serve meals and current hours of operation:

Monday	Tuesday	Wednesday	Thursday	Friday	Saturday	Sunday	Open	Close
✓	✓	✓	✓	✓	✓		600	1800

Enter the new information you wish to change and submit for approval below.

If applicable, list NEW mealtimes here:

No change to mealtimes

Breakfast		AM Snack		Lunch		PM Snack		Supper		Late PM Snack	
1 st shift		1 st shift		1 st shift		1 st shift		1 st shift		1 st shift	
Beginning	Ending	Beginning	Ending	Beginning	Ending	Beginning	Ending	Beginning	Ending	Beginning	Ending
800	900			1130	1230	1400	1430				
2 nd shift		2 nd shift		2 nd shift		2 nd shift		2 nd shift		2 nd shift	
Beginning	Ending	Beginning	Ending	Beginning	Ending	Beginning	Ending	Beginning	Ending	Beginning	Ending

List NEW maximum number of meals:

No change to max number

Breakfast		AM Snack		Lunch		PM Snack		Supper		Late PM Snack	
1 st	2 nd	1 st	2 nd	1 st	2 nd	1 st	2 nd	1 st	2 nd	1 st	2 nd

If serving shift or weekend meals, please provide justification:

If applicable, check the box for each day you wish to serve meals:

No change to days of the week

Monday	Tuesday	Wednesday	Thursday	Friday	Saturday	Sunday
✓	✓	✓	✓	✓		

If applicable, list your NEW hours of operation:

Open	Close

No change to hours of operation

I further certify that all the information is true and correct. I understand that this information is being given in connection with the receipt of federal funds; that Department officials may, for cause, verify information; and that deliberate misrepresentation may subject me to prosecution under applicable state and criminal statutes. The program must be made available to all eligible children regardless of race, color, national origin, disability, age, reprisal, and retaliation for prior civil rights activity in any program or activity conducted or funded by USDA.

Authorized Representative Signature: Patty Perfect Date: 5/20/20XX

BUDGET REVISION JUSTIFICATION FORM INSTRUCTIONS

If an institution needs to make a revision to the institution's budget, this form will need to be completed with an explanation of what was revised and why.

Once this form has been completed, it can be faxed 405-521-2239 or emailed to Lesia.King@sde.ok.gov, Lori.Burroughs@sde.ok.gov, or Shannon.Nakvinda@sde.ok.gov.

Instructions:

Enter Date

Enter Institution Name

Enter Institution Agreement Number

Enter the month and year the budget it to be amended.

Three budget revision justifications can be made on each form.

Instructions:

Enter the budget line-item number found in the online application and the type of expense being revised

Enter the current amount listed in the budget

Enter the new budget amount the institution

Give an explanation of why the institution is revising the budget.

Budget Revision Justification Form

Date: April 10, XXXX

Institution Name: TOYS & NOISE DAY CARE

Agreement Number: DC-XX-123

Budget Amendment Justification Month and Year: APRIL 20XX

NOTE: Budget amendments can only be effective beginning the first of the month in which the amendment is received. Example: A budget amendment received on October 25 can be effective on October 1.

Budget Line-Item Number/Type of Expense: #3: Food Service Salaries

Original projected amount: \$15,000

Adjusted projected amount: \$20,000

Justification Explanation:

The cook was given a raise.

Budget Line-Item Number/Type of Expense: _____

Original projected amount: _____

Adjusted projected amount: _____

Justification Explanation:

Budget Line-Item Number/Type of Expense: _____

Original projected amount: _____

Adjusted projected amount: _____

Justification Explanation:

CHILD MEAL WAIVER FORM INSTRUCTIONS

One form per child

Instructions:

Enter child's name that is not participating

Enter the child's age when the form is filled out

Signature of parent or guardian

Enter the date the form is signed

CHILD MEAL WAIVER

A new waiver from must be obtain every fiscal year

I wish to decline my child's participation in the Child and Adult Care Food Program (CACFP). I understand that the facility will not be claiming my child's meals for CACFP reimbursement.

Name of Child: *Jennifer King*

Age: *10*

Signature of Parent/Guardian: *Don King*

Date: *2/22/XXXX*

Notes

TRAINING

STATE AGENCY TRAININGS

State agency trainings regarding topics and efficacy are evaluated periodically through surveys and discussions with participants. Topics are evaluated based on areas of noncompliance observed during the Administrative Review throughout the fiscal year. These evaluations determine future training topics.

A. Required Training

1. When is Training Required?

a. New Institutions

New institutions must complete training before the online application can be completed. The training will consist of at least the topics required by USDA regulations. Additional training may be required depending on the type of institution that is applying to participate. (i.e., At-Risk, SO training, etc). Failure to comply may result in the denial of the application.

b. Institutions Renewing their Application & Agreement

Annual training is required for all renewing institutions. The training will consist of topics required by USDA regulations. Additional training may be required depending on the type of institution. (i.e., At-Risk, SO training, etc). Failure to comply may result in the denial of the renewal application.

c. Corrective Action from the Administrative Review

Institutions who have been declared SD must complete required training as a part of correction action plan. The training will consist of the topics required by USDA regulations. Additional training may be required, (i.e. At-Risk, SO training, Food Buying Guide, Infant Meals, etc.). ***Training must be completed within 60 days of the exit conference.*** Failure to comply may result in the denial of CAP.

2. Who is Required to take Training

The Responsible Primary Individual (RPI) must complete any required training. Examples of an RPI is the owner, executive director, superintendent, board president. Additional personnel who have CACFP responsibilities may also be required to complete training when necessary.

If the RPI would like an individual to attend training on their behalf, the Responsible Primary Individual form will need to be completed and sent to the State agency. The form is located in Other Documents and in the manual on **page A-172.**

B. Training Calendar

If the organization would like an employee to have log in access for the Training Calendar **ONLY**, a Training Calendar access form is located in the Resource Library in the Training & Workshop section.

<https://cnp.sde.ok.gov/CACFP/DCCWelcomeM.aspx>

1. To receive credit for ANY State agency training(s) attended whether in-person or zoom, every participant **MUST BE REGISTERED** in the Training Calendar even if everyone is watching on one device.
 - At least one person will need to be able to log into the CACFP Website
 - Registration **MUST** be done on the website for every person attending training.
 - Certificates are not sent out for Zoom classes. All courses the participant completes will show up in the Business Maintenance Page.
 - Classes in the Training Calendar are always being added. If the course is on Zoom, the link will be located in the comments section.
 - Slides & Handout are found in the RESOURCE LIBRARY under the TRAINING SLIDES & HANDOUTS section.

2. Registration Instructions:
 1. Go to the CACFP Online Application System: <https://cnp.sde.ok.gov/CACFP/SNPWelcomeM.aspx>
 2. Log into the system using your assigned username & log-in
 3. Go to the mustard yellow column on the left-hand side
 4. Click on Training Calendar
 5. Look at all the Titles and Dates of the Trainings available
 6. Select Details for the Training you would like to attend. Scroll to the bottom of the details section and fill out the information – Name, Title, and Institution you are affiliated.

NOTE: If it is a training on Zoom, the link will be located in the Details/Comments box of the training to be attended.

*Certificates are not sent or distributed after Zoom or in-person trainings. In order to receive credit, each participant **MUST** register in the Training Calendar. Training courses the participant registered for will show up at the bottom of the Business Maintenance page. **When the course is completed, a check mark will show in the Attendance box.**

C. OSDE Connect Trainings (Self -paced)

- To receive a certificate, the participant will have to complete the module and the quiz at the end of the course.
- ***OSDE Connect courses are the ONLY trainings that will meet the required training for New or Seriously Deficient (SD) institutions.***
- Courses offered in OSDE Connect are located in the OSDE Connect catalog or in Resource Library under Training & Workshop section.
- These trainings can be used as a reference tool. The quiz does not have to be taken at the end if used only as a resource tool.

ADDITIONAL TRAININGS

A Institute of Child Nutrition (ICN)

The Institute of Child Nutrition (ICN) is part of the School of Applied Sciences at The University of Mississippi. It is the only federally funded national institution dedicated to applied research, education, training, and technical assistance for child nutrition programs. The Institute was established by Congress in the Child Nutrition and WIC Reauthorization Act of 1989.

<https://theicn.org/>

B. Cooking for Kids

Cooking for Kids is a multi-agency effort aimed at changing the paradigm of child nutrition in Oklahoma. The project includes menu planning and recipes for child care, child nutrition leadership training, and web-based resources. Trainings and consultation are provided at no cost to institutions or child nutrition personnel. Training is offered during the summer.

<https://cookingforkids.ok.gov/>

C. Team Nutrition

Team Nutrition is a USDA initiative to support the child nutrition programs through training and technical assistance. The organization offers grants, training materials, and recipes schools and institutions can use.

<https://www.fns.usda.gov/TN>

IN-SERVICE/INSTITUTION TRAINING

All institutions must designate a person as the Child and Adult Care Food Program (CACFP) trainer. The person designated by the institution as the program's trainer **MUST** conduct annual CACFP workshop training and maintain documentation of this training.

Training of all personnel involved with the CACFP, including all shifts and new personnel, is the institution's responsibility. Documentation of all personnel training must be maintained.

Training must be completed PRIOR to beginning program operations.

Training must be completed by September 30th of EACH year.

In-service training documents must include:

- Date
- Location
- Agenda (topics covered)
- Signatures of participants (personnel in attendance)

Required topics, at a minimum, include:

1. CACFP meal patterns
2. Reimbursement System
3. Accurate meal counts
4. Claims submission
5. Claim Review Procedures
6. Record keeping
7. Civil rights

Acceptable training methods include:

1. Conference/meeting style
2. One-on-one
3. Online*
4. Self-paced curriculum*

* These methods must include documentation of post-training test and benchmarks, e-mail confirmation, questions and answers, and sign-in/log-in records.

EXAMPLE

**CHILD AND ADULT CARE FOOD PROGRAM
IN-SERVICE TRAINING AGENDA**

Trainer—Jane Jones
October 4, YYYY

Toys N Noise
1234 NW Block Street
Oklahoma City, Oklahoma 73124

- Record-Keeping Requirements
 - I. Attendance
 - II. Meal Count Worksheet
 - III. Receipts/Expenses
- CACFP Meal Patterns
 - I. Child Care Meal Pattern—Breakfast, Lunch, and Snack Meal Components and Quantities for Teachers
 - II. Bread/Cereal Chart—Breakfast, Lunch, and Snack Items
- Menu as Served forms
 - I. Menu as Served Forms —Emphasis on the Importance of Proper Documentation
 - II. Menu as Served Form Documentation Examples
- Reimbursement System Process
- Accurate Meal Counts
- Claims Submission
- Claim Review Procedures
- Civil Rights Training

SIGN-IN/Name and Position

Freda Fryer, Cook
L. Simon, Teacher
C. Smith, Teacher
Hilda Brand, Director

CIVIL RIGHTS

United States Department of Agriculture (USDA)/Food and Nutrition Service (FNS) Instruction 113-1 (dated 11/8/05) delineates the civil rights requirements for participants in the Child and Adult Care Food Program (CACFP).

A. Public Information Responsibilities

1. Ensure that all forms of communication and printed program information distributed include the following ***nondiscrimination statement***.

In accordance with federal civil rights law and U.S. Department of Agriculture (USDA) civil rights regulations and policies, this institution is prohibited from discriminating on the basis of race, color, national origin, sex (including gender identity and sexual orientation), disability, age, or reprisal or retaliation for prior civil rights activity.

Program information may be made available in languages other than English. Persons with disabilities who require alternative means of communication to obtain program information (e.g., Braille, large print, audiotope, American Sign Language), should contact the responsible state or local agency that administers the program or USDA's TARGET Center at (202) 720-2600 (voice and TTY) or contact USDA through the Federal Relay Service at (800) 877-8339.

To file a program discrimination complaint, a Complainant should complete a Form AD-3027, USDA Program Discrimination Complaint Form which can be obtained online at: <https://www.usda.gov/sites/default/files/documents/USDA-OASCR%20P-Complaint-Form-0508-0002-508-11-28-17Fax2Mail.pdf>, from any USDA office, by calling (866) 632-9992, or by writing a letter addressed to USDA. The letter must contain the complainant's name, address, telephone number, and a written description of the alleged discriminatory action in sufficient detail to inform the Assistant Secretary for Civil Rights (ASCR) about the nature and date of an alleged civil rights violation. The completed AD-3027 form or letter must be submitted to USDA by:

mail: U.S. Department of Agriculture
Office of the Assistant Secretary for Civil Rights
1400 Independence Avenue, SW
Washington, D.C. 20250-9410; or

fax: (833) 256-1665 or (202) 690-7442; or

email: program.intake@usda.gov

This institution is an equal opportunity provider.

If material is too small to permit the full statement, "***This institution is an equal opportunity provider***" must be at a minimum the same font or print size or larger as the rest of the text on the page.

Example: If the document was typed in 12 point font, "This institution is an equal opportunity provider" must be in 12 point font or higher.

2. Inform parents or guardians of children in sites participating in the CACFP, as well as local minority and grassroots organizations, of the availability of program benefits and services, the nondiscrimination policy, and all significant changes in existing requirements that pertain to program eligibility and benefits.
3. Display in a prominent place (where meals are served) the nondiscrimination poster developed by USDA. The poster is required to measure 11 by 17 inches.
4. Make available to the public, and to participants and potential participants upon request, information about program requirements and the procedures for filing a complaint in English and/or in the appropriate translation to non-English-speaking persons.

B. Data Collection

1. Develop a method for collection of data. Methods include voluntary self-identification by an applicant on the Family-Size and Income Application (FSIA), or some other way the family can self-identify.
2. Maintain information on file for three years.
3. Establish procedures to ensure that the information is made available only to authorized state and federal personnel during reviews or as part of federal- or state-approved surveys.

C. Civil Rights Complaints

1. All written or verbal complaints alleging discrimination on the bases of race, color, national origin, age, disability, sex, gender identity, religion, reprisal, and where applicable, political beliefs, marital status, familial or parental status, sexual orientation, or all or part of an individual's income is derived from any public assistance program, or protected genetic information in employment or in any program or activity conducted or funded by USDA, shall be processed within 90 days upon receipt in the manner prescribed by this instruction.
2. The Office of Minority Affairs (OMA) has been delegated the authority to determine the manner in which all civil rights complaints, investigations, preliminary inquiries, and compliance reviews are to be handled. Regardless of the administrative or operational level of the CACFP where a civil rights complaint is filed, it must be forwarded in accordance with Item D2 (on the next page) to the Director, Civil Rights (CR) Division, for submission to the OMA. The OMA will prepare and issue letters of acknowledgment to the complainant(s).
3. A preliminary inquiry or an investigation will be conducted on all valid complaints to substantiate or refute allegations.

D. Procedure for Filing Complaints of Discrimination

1. ***Right to File a Complaint:*** Any person alleging discrimination based on race, color, national origin, age, disability, sex, gender identity, religion, reprisal, and where applicable, political beliefs, marital status, familial or parental status, sexual orientation, or all or part of an individual's income derived from any public assistance program, or protected genetic information in employment or in any program or activity conducted or funded by USDA, has a right to file a complaint ***within 180 days*** of the alleged discriminatory action. Under special circumstances, this time limit may be extended by OMA. (Not all bases apply to all programs.)
2. ***Acceptance:*** All complaints must be in writing and signed by the complainant. All complaints shall be accepted by the CACFP institution, Oklahoma State Department of Education (the *State agency*), or Food and Nutrition Service Regional Office (FNSRO). The complaints will be forwarded to the CR Division. It is necessary that the information be sufficient to determine the identity of the agency or individual toward which the complaint is directed and to indicate the possibility of a violation. Please see a Civil Rights Complaint Form on the following page. The person who has allegedly been discriminated against must complete and sign the form.

U.S. Department of Agriculture USDA Program Discrimination Complaint Form

Complainant Information				
First name	Middle Initial	Last Name		
Mailing Address				
Primary Phone Number	Alternate Phone Number	Email		
Best way to reach you:	Mail	Phone	Email	Other
Representative Information				
Do you have a representative? <input type="checkbox"/> Yes <input type="checkbox"/> No		Do you have written authorization from representative? If so, please attach. <input type="checkbox"/> Yes <input type="checkbox"/> No		
First name		Last Name		
Mailing address				
Phone	Email			
Complaint Information <i>(attach additional pages and supporting documentation as needed)</i>				
1. Provide the name of the program you applied for (if known/applicable).				
2. Select the USDA agency that conducts the program or provides Federal financial assistance for the program. <input type="checkbox"/> FNS <input type="checkbox"/> FS <input type="checkbox"/> FSA <input type="checkbox"/> RD <input type="checkbox"/> NRCS <input type="checkbox"/> Other _____ <input type="checkbox"/> Unknown				
3. Date of recent alleged discrimination (mm/dd/yyyy)		4. Location and/or address of the office where discrimination occurred		
5. Who do you believe discriminated against you? Include the name(s) of person(s) involved in the alleged discrimination (if known).				
6. What happened to you? (please include dates of each allegation)				
7. It is a violation of the law to discriminate against you based on the following: race, color, national origin, religion, sex (including gender identity and expression), sexual orientation, disability, age, marital status, family/parental status, income derived from a public assistance program, and political beliefs. (Not all bases apply to all programs). Reprisal is prohibited based on prior civil rights activity. I believe I was discriminated against based on:				
Remedies				
8. How would you like to see this complaint resolved?				
9. Have you filed a complaint about the incident(s) with another federal, state, or local agency or with a court?				
10. If yes, with what agency or court did you file?			11. If yes, when did you file? (mm/dd/yyyy)	

Complainant Signature
 Date
 Representative Signature
 Date

INSTRUCTIONS

PURPOSE: This form may be used if you believe you have experienced discrimination in any USDA program or activity, and you wish to file a complaint of discrimination. The form can be used to file a complaint of discrimination based on race, color, national origin, religion, sex (including gender identity and expression), sexual orientation, disability, age, marital status, family/parental status, income derived from public assistance program and political beliefs. If you need assistance filling out the form, you may call any of the telephone numbers listed at the bottom of the complaint form. You are not required to use the complaint form. You may write a letter instead. If you write a letter it must contain all of the information requested in the form and be signed by you or your authorized representative.

We must have a signed copy of your complaint. Incomplete information or an unsigned form will delay the process of your complaint

FILING DEADLINE: A program discrimination complaint must be filed within 180 days from the date you knew or should have known of the alleged discrimination unless the time for filing is extended by USDA. Complaints sent by mail are considered filed on the date the complaint was signed, unless the date on the complaint letter differs by seven days or more from the postmark date, in which case the postmark date will be used as the filing date. Complaint documentation or Complaint Forms sent by fax or mail will be considered filed on the day the complaint is faxed or mailed. Complaints filed after the 180-day deadline must include a 'good cause' explanation for the delay. For example, if:

1. You could not reasonably have been expected to know of the discriminatory act within the 180-day period;
2. You were seriously ill or incapacitated; or
3. The same complaint was filed with another Federal, state, or local agency and that agency failed to act on your complaint.

USDA POLICY: Federal law and policy prohibits discrimination against you based on the following: race, color, national origin, religion, sex (including gender identity and expression), sexual orientation, disability, age, marital status, family/parental status, income derived from a public assistance program, and political beliefs. (Not all bases apply to all programs).

USDA will determine if it has jurisdiction under the law to process the complaint on the bases identified in the complaint and in the programs indicated in the complaint. Retaliation that is based on prior civil rights activity is prohibited.

OFFICE LOCATION WHERE DISCRIMINATION OCCURED: List the location and/or address of the office where discrimination occurred. If not known, this part of the form can be left blank.

WHERE TO FILE YOUR COMPLAINT: You may submit your completed form or letter to USDA by:

Mail: U.S. Department of Agriculture, Office of the Assistant Secretary for Civil Rights, 1400 Independence, Ave, SW, STOP 9410, Washington, DC 20250-9410;

Fax: 1 (833) 256-1665 or (202) 690-7442; or

e-Mail: program.intake@usda.gov.

You may also visit our [website](https://www.usda.gov/oascr/how-to-file-a-program-discrimination-complaint) at: <https://www.usda.gov/oascr/how-to-file-a-program-discrimination-complaint>.

LEGAL INFORMATION

CONSENT: This USDA Program Discrimination Complaint Form is provided in accordance with the Privacy Act of 1974 (5 U.S.C. §552a), and is used to solicit information for processing complaints of discrimination. The United States Department of Agriculture's Office of the Assistant Secretary for Civil Rights (OASCR) requests this information pursuant to 7 CFR Part 15.

If the completed form is accepted as a complaint, the information collected during the investigation will be used to process your program discrimination complaint.

REPRISAL (RETALIATION) PROHIBITED: No Agency, officer, employee, or agent of the USDA, including persons representing the USDA and its programs, shall intimidate, threaten, harass, coerce, discriminate against, or otherwise retaliate against anyone who has filed a complaint of alleged discrimination or who participates in any manner in an investigation or other proceeding raising claims of discrimination.

PRIVACY ACT STATEMENT (5 U.S.C. § 552a)

AUTHORITIES: Collection of this information is authorized by Title VI of the Civil Rights Act of 1964 (42 U.S.C. § 2000d); and Sections 504 and 508 of the Rehabilitation Act of 1973 (29 U.S.C. §§ 790-790f) and any other anti-discrimination statutes, rules and regulations.

PURPOSE: The information solicited on this form is used for processing complaints of discrimination under the statutes listed in the "Authorities" section of this notice. Any information obtained from this form will be maintained in our system of record.

ROUTINE USES: To respond to requests from individuals and agencies outside the Department (*such as the White House, Congress, and the Equal Employment Opportunity Commission*) regarding the status of a complaint. More information on the routine uses for the system can be found in the System of Records Notice USDA-2021-0007 records maintained by the OASCR.

DISCLOSURE: Providing this information is voluntary. Failure to complete this form may lead to a delay in processing of the complaint or rejection of the complaint due to an inadequate information to continue processing.

PAPERWORK REDUCTION ACT STATEMENT

The Paperwork Reduction Act of 1995 (*44 U.S.C. 3501 et seq.*) requires us to inform you that this information is being collected to ensure that your complaint contains all the information required to process it fully. The Office of the Assistant Secretary for Civil Rights will use the information to process your discrimination complaint.

Response to this request is voluntary. The information you provide on this form will only be shared with persons who have an official need to know, and will be protected from public disclosure pursuant to the provisions of the Privacy Act, (5 U.S.C. § 552a(b)). The estimated time required to complete this form is 60 minutes. You may send comments regarding the accuracy of this estimate and any suggestions for reducing the time for completion of the form to the U.S. Department of Agriculture, Office of the Assistant Secretary for Civil Rights, 1400 Independence Avenue, Mail Stop 9410, Washington, DC 20250. An agency may not conduct or sponsor, nor is a person required to respond to, a collection of information unless it displays a currently valid OMB Control Number. **The OMB Control Number for this form is 0508-0002.**

PROCUREMENT

CACFP Allowable and UnAllowable Costs

- USDA 2 CFR §200 Uniform Guidance
- USDA 796-2 Revision 4

This is not an all-inclusive list.

Allowable Cost (Related to CACFP Food Service)	UnAllowable Cost (Not related to Food Service)
<ul style="list-style-type: none"> • Appliances (toaster, blender, microwave) • Baby bottles and nipples • Bibs • Bleach/sanitizing solution • CACFP training tools • Cookware (pots, pans, etc.) • Cups • Dish cloths • Dish soap • Food cost for meals/snacks claimed • Food service equipment*, parts, and repairs • Food storage containers • Kitchen aprons, hairnets, uniforms • Laundry soap for washing aprons, bibs, etc. • Staff time spent on food service duties • Paper plates • Spray bottles for sanitizing • Thermometer for refrigerator/freezer • Monetary Tips for food delivery, if reasonable. <i>(Only if all items purchased are for CACFP)</i> • Trash can and lid for food service • Utensils (forks, spoons, etc.) 	<ul style="list-style-type: none"> • Alcohol/Cigarettes • Candy/Gum • Classroom activities • Clothing • Coffee, tea, and creamer • Diapers • Facial tissue • Food costs for meals/snacks NOT claimed • Food NOT CACFP approved (cookies, donuts, non-CN labeled products, etc.) • Food NOT for daycare children • Food served to non-program persons • Holiday decorations • Paper towels for bathroom and classroom • Personal purchases • Pet food • Pop/Soda • Toilet paper • Toys • Volunteer or non-paid staff

**Equipment over \$5,000 must have pre-approval from the State agency unless it is on the State agency pre-approval list found in the Resource Library under the Procurement section.*

NOTE: Any items purchased and used for both CACFP and institution use the cost must be prorated.

Example: The institution purchases a 12 roll package of paper towels for \$12.00. The towels are used for the classroom and kitchen. The classroom received six rolls and the kitchen received six rolls. Since the item was split, ONLY \$6.00 can be listed on CACFP Food Purchasing form NOT the full amount of purchase. $12 \text{ rolls}/\$12.00 = \1.00 ; $6 \text{ rolls} \times \$1.00 = \6.00 **OR** $\$12.00/50\% = \6.00

PROCUREMENT PROCEDURES AND PRACTICES

- A. The primary purpose of procurement is to assure that open and free competition exists to the maximum extent possible. The procurement procedures practiced by an institution must not restrict or eliminate competition. For example, descriptions of goods, equipment, or services to be procured should not contain features that unduly restrict competition. *A person (contractor or vendor) who develops or drafts specifications, requirements, statements of work, Invitations to Bid (IFB), Requests for Proposal (RFP), contract terms and conditions, or other documents for use by a grantee or subgrantee conducting procurement under the United States Department of Agriculture (USDA) entitlement programs shall be excluded from competing for such procurements.* (Reference 2 CFR 200.318[a]) Competition helps assure that goods, equipment, and services will be obtained at the lowest possible cost. All procurements must be obtained through competition. The actual type of procurement method used is of secondary importance. Of primary importance is that open and free competition exists when purchases are made.

METHODS OF PROCUREMENT

Informal Methods:

- A. **Micropurchasing**—The purchase of products and services (similar or dissimilar purchased once as a single, collective unit) whose aggregate (total) costs do not exceed \$10,000.
1. Price comparisons are not required for micropurchases as long as the Institution considers the price to be reasonable. Institutions must maintain documentation of the reason they chose a particular vendor.
 2. Institutions **cannot purchase from only one source, store, or vendor.** Purchases must regularly be distributed among multiple qualified suppliers.
 3. If the aggregate cost of these items (that is, the total bill) does not exceed the micropurchase threshold, this transaction qualifies as a micropurchase under 2 CFR Part 200.320(a).
- B. **Small Purchase Procedures**—Small purchase procedures are those relatively simple and informal procurement methods for securing services, supplies, goods, or equipment that do not cost more than the simplified acquisition threshold fixed at 41 U.S.C. 403(11), currently set at \$250,000. (2 CFR 200.320[b])
1. When small purchase procedures are used, the following stipulations and terms must be considered:
 - a. The Institution can set a lower threshold than \$250,000. **NOTE: If the Institution has a lower threshold, it must follow that lower amount.**
 - b. Price quotes shall be obtained from an adequate number of qualified sources. USDA defines an adequate number as two or more. **(Checking prices from at least 2 stores or vendors)**
 - c. The goods, equipment, or services to be purchased must be adequately and consistently described for each prospective supplier so that each one can provide

price quotes on the same merchandise or service. These specifications must be either verbal or written. Both must be documented.

(1) Send specifications by fax, e-mail, telephone, or deliver in person to at least two vendors.

(2) Responses from vendors can be either in written or verbal form. Verbal quotes must be documented.

d. Price quotation records must be retained three years plus the current year or until audit findings are resolved.

e. May include fresh produce as long as the aggregate (total) amount is \$250,000 or less.

2. Procurement Plan Prototype

For institutions only using informal procedures (micropurchasing & small purchase), a CACFP procurement plan prototype can be adopted by the institution. The prototype can be found in the manual starting on **page A-92** or in the Resource Library under the Procurement section.

C. **Formal Methods:**

When a formal procurement method is required, if the threshold is over \$250,000, the following *competitive sealed bid* or an *Invitation for Bid (IFB)* or *Competitive Proposal* in the form of a *Request for Proposal (RFP)* procedures will apply.

- An announcement of an IFB or an RFP will be placed in the *newspaper/media, IPS Web site, other Internet source* to publicize the intent of the Institution to purchase needed items. The advertisement for bids/proposals or legal notice will be run for *length of time*.
- An advertisement is required for all purchases over the Institution's small purchase threshold. The announcement *advertisement or legal notice* will contain a:
- The Institution will be **PROHIBITED** from submitting bids or proposals for such products or services.

In an IFB or RFP, each vendor will be given an opportunity to bid on the same specifications.

- Specifications and estimated quantities of products and services prepared by Institution and provided to potential contractors desiring to submit bids/proposals for the products or services requested.

In awarding a competitive negotiation (RFP), a set of award criterion in the form of a weighted evaluation sheet will be provided to each bidder in the initial bid document materials. Price alone is not the sole basis for award, but remains the primary consideration when awarding a contract. Following evaluation and negotiations, a firm fixed price or cost reimbursable contract is awarded.

- The contracts will be awarded to the responsible bidder/proposer whose bid or proposal is responsive to the invitation and is most advantageous to the Institution, price, and other factors considered. Any and all bids or proposals may be rejected in accordance with law.

1. **Contract Cost and Price** (§200.323)—Applies to competitive, noncompetitive, and sealed bid.
2. The Institution must perform a *cost or price analysis in connection with every procurement action in excess of the Simplified Acquisition Threshold*, including contract modifications. The method and degree of analysis is dependent on the facts surrounding the particular procurement situation, but as a starting point, the Institution must make independent estimates before receiving bids or proposals.
3. Cost or prices based on estimated costs for contracts under the federal award are allowable only to the extent that costs incurred or cost estimates included in negotiated prices would be allowable for the Institution entity under Subpart E—Cost Principles of this part. The Institution may reference its own cost principles that comply with federal cost principles.
4. The *cost plus a percentage of cost and percentage of cost methods of contracting must not be used*.
5. The Institution may be required to submit proposed procurement to the Oklahoma State Department of Education (the *State agency*) for preaward review.

NOTE: Institutions cannot divide purchases to fall below simplified acquisition threshold to avoid formal procurement methods.

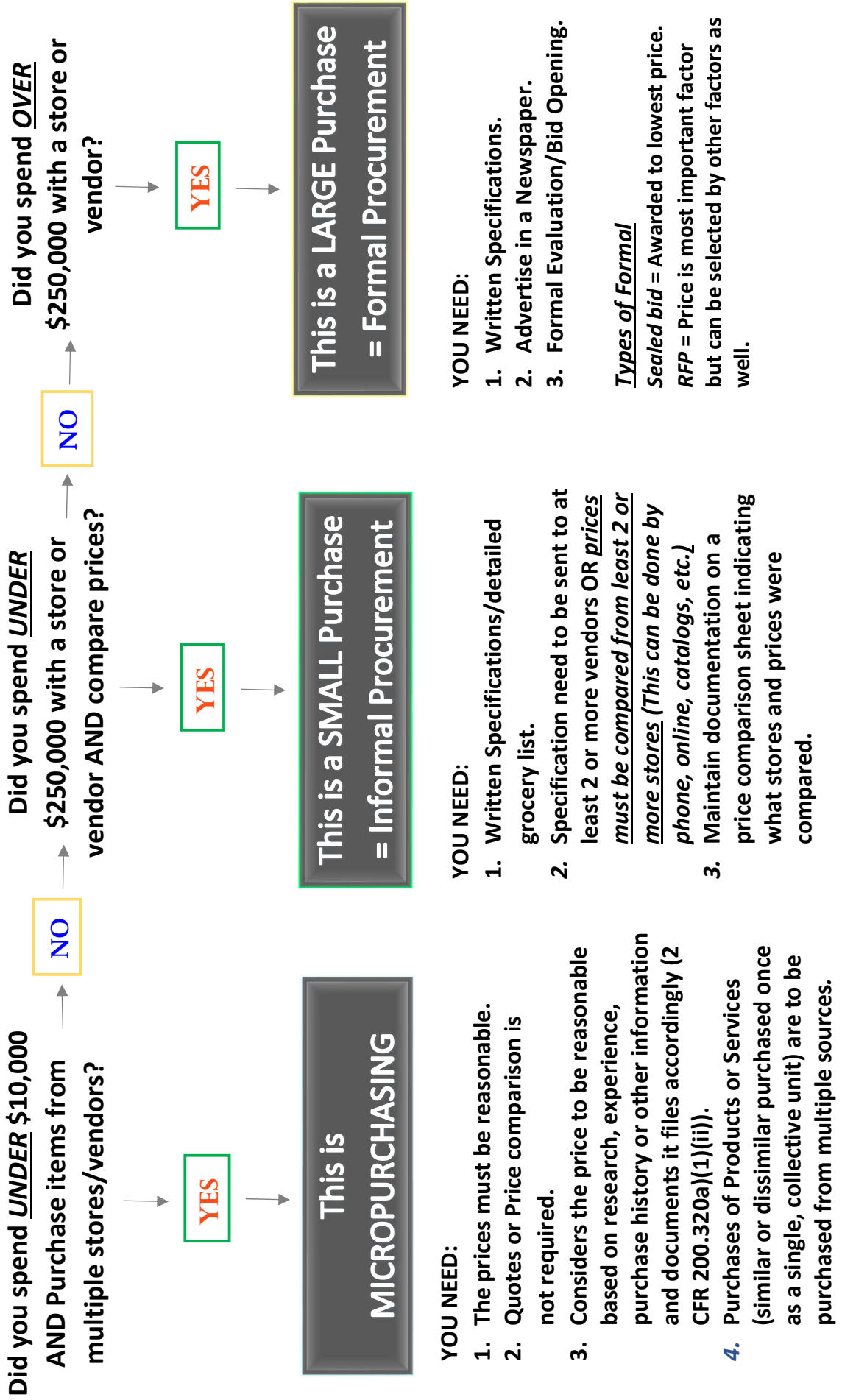
6. Procurement Plan Prototype for Institutions using Formal Procurement

For institutions using formal procurement procedures, a formal procurement plan prototype can be adopted. The prototype can be found in the Resource Library under the Procurement section.

- If your institution is using formal procurement procedures, you may contact Kendra Merveldt at 405-521-3327 to ensure you are following proper formal procurement practices required by USDA.

TYPES OF PROCUREMENT

Procurement Thresholds depend upon the institution's Procurement Plan



PROCUREMENT PLAN

Each Institution shall have on file a written procurement plan which provides justification for using a certain procurement method to obtain an item. The procurement plan identifies the Institution's purchasing periods for the goods, equipment, and services related to the CNP. In addition, the plan documents the various methods of procurement procedures being practiced. A new procurement plan does not need to be developed every year. However, an annual review of the plan is suggested to assure its relevance to current procedures. See an example of a procurement plan on the following pages.

PROCUREMENT PLAN GENERAL REQUIREMENTS

1. The procurement plan provides for free and open competition, transparency in transactions, comparability, and documentation of all procurement activities.
2. The following *Code of Conduct* will be expected of all persons who are engaged in the awarding and administration of contracts supported by CNP reimbursement funds. These written standards of conduct include:
 - a. No employee, officer, or agent shall purchase or establish a contract if a conflict of interest, real or apparent, would be involved. Conflicts of interest arise when one of the following has a financial or other interest in the firm selected for the award:
 - (1) The employee, officer, or agent
 - (2) Any member of the immediate family
 - (3) His or her partner
 - (4) An organization that employs or is about to employ one of the above
 - b. Employees, officers, or agents shall neither solicit nor accept gratuities, favors, or anything of monetary value from contractors, potential contractors, or parties to subagreements.
 - c. The purchase of any food or service from a contractor for individual use is prohibited.
 - d. No item, food, or beverage purchased with nonprofit food service funds will be removed from the premises by Institution personnel.
3. Regardless of procurement method, the following factors will be determined regarding the allowable costs:
 - a. Be necessary and reasonable for proper and efficient administration of the program(s)
 - b. Be allocable to federal awards applicable to the administration of the programs(s)
 - c. Be authorized and not prohibited under state and local laws
4. All purchasing records will be maintained no less than the current year plus 3 additional years.
5. The Institution will maintain a *CHART OF PROCEDURES* indicating how all items are procured, and how often they are procured.

6. **Nonkickback Affidavit**

Please note that Oklahoma statute 62 O.S. §310.9 requires a signed and notarized nonkickback affidavit on every purchase order of \$25,000 or more. The affidavit is to be signed by the person or persons authorized to accept payment on behalf of the architect, contractor, engineer, or supplier.

7. **Lobbying Certification** (Reference 200.326[1])

- a. Lobbying certification must be obtained for procurement contracts of more than \$100,000. Any vendor whose contract award is for more than \$150,000 must complete a Certification Regarding Lobbying form. The Institution must keep this signed certification statement on file with a copy of the vendor's contract.
- b. Any Institution or its vendors who participate in lobbying activities must complete a Disclosure of Lobbying Activities form. Institutions must submit this completed form to the State agency. A vendor would submit its completed form to the Institution.

8. **Debarment or Suspension**

An Institution is prohibited from contracting with an individual or company that has been debarred or suspended in accordance with 2 CFR §180, as adopted and modified by USDA regulations at 2 CFR §417. This prohibition does not extend to contracts in existence at the time of the debarment or suspension or to most contracts under \$25,000. Rather, it applies to new contracts and extensions or renewals of existing contracts of \$25,000 or more and to contracts for audit services, regardless of amount.

9. Contracts in excess of \$150,000 shall contain provisions that require compliance with all applicable standards, orders, or requirements issued under Section 306 of the Clean Air Act (42 U.S.C. 1857[h]), Section 508 of the **Clean Water Act** (33 U.S.C. 1368), Executive Order 11738, and Environmental Protection Agency (EPA) Regulation (40 CFR §15) which prohibit the use of nonexempt federal contracts, grants, or loans of facilities included on the EPA list of violating facilities. The provision shall require reporting of violations to the granter agency and to the EPA Assistant Administrator for Enforcement (EN-329). The contract must recognize mandatory standards and policies relating to energy efficiency that are contained in the State agency conservation plan issued in compliance with the Energy Policy and Conservation Act (Public Law 94-163).

10. The Institution will take all necessary affirmative steps to assure that *minority firms*, *women's business enterprises*, and *labor surplus area firms* are used when possible. Affirmative steps shall include:

- a. Placing qualified small and minority businesses and women's business enterprises on solicitation lists.
- b. Assuring that small and minority businesses and women's business enterprises are solicited whenever they are potential sources.
- c. Dividing total requirements, when economically feasible, into smaller tasks or quantities to permit maximum participation by small and minority businesses and women's business enterprises.
- d. Establishing delivery schedules, where the requirement permits, which encourage participation by small and minority businesses and women's business enterprises.

- e. Using the services and assistance of the Small Business Administration (SBA) and the Minority Business Development Agency of the Department of Commerce.
- f. Requiring the prime contractor, if subcontracts are allowed, to take the affirmative steps listed in Item 10.

Unallowable Procurement Practices

1. For cost plus fee contracts to pay any amount above net allowable costs, computed by deducting certain rebates, discounts, and other credits.
2. Allowing a potential contractor to write the bid or proposal terms, product specifications, procurement procedures, or contract terms.
3. Placing unreasonable requirements on firms.
4. Allowing a potential contractor to evaluate bids or proposals submitted by competitors.
5. Delegating bid/proposal acceptance or recommendation for acceptance to a potential contractor competing on the procurement.
6. Allowing a potential contractor access to sealed bid information before the bids are publicly opened.
7. Disclosing the content of proposal offers submitted by others to a potential supplier prior to the supplier submitting an offer.
8. Negotiating under the formal advertising method (sealed bid) of procurement.
9. Accepting nonresponsive bids or offers.
10. Cost-plus-a-percentage-of-cost or *cost-plus-percentage-of-reimbursement* method of procurement is prohibited.

CACFP FORMAL PROCUREMENT PROCESS CHECKLIST

Use this checklist when preparing solicitation documents, conducting informal and formal procurements, evaluating bids and proposals and executing contracts that involve the use of Child Nutrition Funds. (This checklist may or may not be applicable to all purchasing processes.)

Procurement Plan	<input type="checkbox"/> Written procurement plan <input type="checkbox"/> Authorized purchaser(s) specified <input type="checkbox"/> Detailed procurement methods to be used (micropurchasing, small purchase, IFB, RFP, etc.) including detailed procedures for each purchasing method <input type="checkbox"/> Award method clearly described (i.e., line item, bottom line) <input type="checkbox"/> Advertisement procedures, if applicable <input type="checkbox"/> Vendor notification notified of award/nonaward of contract <input type="checkbox"/> Code of ethics/conflict of interest policy <input type="checkbox"/> Other state/local requirements
Procurement Procedures	<input type="checkbox"/> Letter of invitation or Solicitation Letter <input type="checkbox"/> Intent of procurement activity <input type="checkbox"/> Contract time period <input type="checkbox"/> Bid/proposal/quote submission procedures (i.e., sealed bid, written specifications) <input type="checkbox"/> Prebid/proposal meeting date/time/location (if applicable) <input type="checkbox"/> Bid opening date/time/location; proposal opening procedures <input type="checkbox"/> Advertisement ran for two weeks in a local newspaper <input type="checkbox"/> Contact information <input type="checkbox"/> Civil Rights statement <input type="checkbox"/> Other state/local requirements
Terms and Conditions	<input type="checkbox"/> Certification regarding disclosure of lobbying (\$100,000+) <input type="checkbox"/> Debarment/suspension certification form (\$25,000+) <input type="checkbox"/> Noncollusion statement <input type="checkbox"/> Assurance of ethical practices <input type="checkbox"/> Escalation/deescalation clause <input type="checkbox"/> Price determination statement (fixed, fixed with firm price for delivery, etc.) <input type="checkbox"/> Contract extension or <i>roll-over</i> clause if warranted <input type="checkbox"/> Bid/proposal protest procedures <input type="checkbox"/> Remedy for nonperformance/termination of contract <input type="checkbox"/> HUB statement to involve minority business where possible <input type="checkbox"/> <i>Equal Employment Opportunity</i> compliance statement <input type="checkbox"/> Energy Policy and Conservation Act statement <input type="checkbox"/> Clean Air/Water Act statement <input type="checkbox"/> Civil Rights Act statement <input type="checkbox"/> Return of discounts, credits, and rebates to entity statement <input type="checkbox"/> Record retention and record access requirements (records maintained for three years from final payment of contract and/or renewal; all base solicitations must be maintained for three years after the final payment on the contract)

<p>Terms and Conditions continued</p>	<p>_____ Method of shipment/delivery requirements</p> <p>_____ Method of payment invoices, statements, etc.</p> <p>_____ Purchase instrument to be used and how vendor will receive purchase orders</p> <p>_____ Bid certification form</p> <p>_____ Specifications that are sufficiently detailed to get what is needed but not so specific as to restrict competition</p> <p>_____ Product specifications (approved brand and/or equivalent)</p> <p>_____ Quantity</p> <p>_____ Quality</p> <p>_____ Packaging</p> <p>_____ Pricing (unit and extended)</p> <p>_____ Procedures for documenting/preapproving any substitutions and/or deviations</p> <p>_____ Other state/local requirements</p>
<p>Documentation and Records</p>	<p>_____ All IFBs/RFPs with appropriate documentation and signatures of authorized purchasers maintained on the original solicitations</p> <p>_____ Comparison charts to document procurement decisions and contract awards</p> <p>_____ Record of public bid openings and/or proposal openings if proposals will be publicly opened</p> <p>_____ Copies of contract award/nonaward letters</p> <p>_____ Copies of advertisements for solicitation of goods/services</p> <p>_____ Determination/document action of correct procurement method used</p> <p>_____ Evaluation of the contract by each individual on the committee for RFPs</p> <p>_____ Group evaluation showing who won the RFP bid</p> <p>_____ Evaluation of escalation/de-escalation clause</p> <p>_____ Evaluation of contract extension/amendment (roll-over clause)</p> <p>_____ Evaluation/documentation of contract renegotiations/changes to original contract at the timelines and under the same conditions specified in the original solicitation document</p> <p>_____ Evaluation of return of discounts, credits, and rebates (as applicable), and detailed procedure indicating how/when the discounts, rebates, and credits would be assigned to the by the contractor</p> <p>_____ Evaluation of whether procurement methods/activities are consistent with the institution’s approved written procurement plan where/how all documents pertaining to the solicitation and contract/contract amendments will be maintained</p> <p>_____ Noncompetitive purchases (sole source, emergency, etc.) are approximately documented and have received approval from state agency or governing board prior to award, including purchases through means of <i>piggybacking</i> onto another entity’s solicitation document</p> <p>_____ Invoices/payments for items purchased with child nutrition funds</p> <p>_____ Documentation of any contractor performance or breach of contract from vendors</p> <p>_____ Other state/local requirements</p>

Product Specifications must be developed for both Small Purchase and Formal Procurement.

Specifications must:

- √ Be written to be clear and understandable.
- √ Use terms identifiable in the market place.
- √ Be capable of being met by several bidders.
- √ Should not be written by the vendor—do not accept price printouts.
- √ Include the item descriptions; e.g., CN label, whole grain.

Solicitation Letter must be included with product specifications and should include:

- √ Institution letterhead
- √ Date on letter
- √ Specifications to be attached
- √ Method of response and evaluation
- √ Deadline to submit bid
- √ Termination for cause
- √ Any special conditions; i.e., delivery time and place, substitutions

**TOYS N NOISE DAY CARE
1234 NW BLOCK STREET
OKLAHOMA CITY, OK 73124**

EXAMPLE OF SOLICITATION LETTER

October 1, 20XX

Toys N Noise announces the opportunity for responsible bidders from the food industry to respond to the attached food specifications valid for the period of **January 2, 20XX, to December 31, 20XX**. All bidders wishing to respond to this bid period must do so by **2 p.m., November 30, 20XX**, at the Education Service Center at the above address. No e-mail or fax responses will be accepted.

No other format for the bid response other than the attached specification forms will be accepted. Responses will be evaluated based on the following criteria:

- Best price
- Meeting food descriptions Quantity Availability
- Past history, if applicable Quality of food
- Line up meeting delivery requirements

Vendors will be expected to ensure that deliveries to Toys N Noise will be dropped at 1234 NW Block Street on Mondays and Tuesdays between the hours of 1 to 3 p.m. Delivery trucks and product drops must meet Health Department Standards. Sales staff will provide on-site, phone, or e-mail/ online ordering methods with e-mail/online confirmation of orders. Any vendors making substitutions of product must provide equal or better quality at bid price and meet original specifications.

Nutrition Facts information or Nutrition Facts labels and CN labels must be provided on all products. Bids will be evaluated on a *per* Prime Vendor.

Toys N Noise reserves the right to accept or reject any part, or all, of the bid you submit. If all criteria contained within this document are met, successful bidders will be considered.

Bids will be awarded on **December 5, 20XX**, and all bidders will be notified in writing. Toys N Noise reserves the right to terminate a vendor who is awarded business but does not follow through with the above requirements.

This institution is an equal opportunity provider.

SPECIFICATIONS Page 1 of 4

Item Description	Product Specification	Pack Size	Bid Unit	Est Quantity	Unit Price	Comments
Fruits/Vegetables Apples, canned	Manufacturer brand label, water-packed Private label, texture regular	6/10	Case			
Applesauce, canned	Private label, texture regular	6/10	Case			
Fruit for salads, canned	Private label, fruit juice medium	6/10	Case			
Fruit cocktail, canned	Private label, light syrup	6/10	Case			
Peaches, canned	Natural Juices	6/10	Case			
Pears, canned	Private label, standard, Bartlett, halves, 50/60 count, light syrup	6/10	Case			
Pineapple, canned	Distributor's choice label, standard medium slices, light syrup	6/10	Case			
Pineapple, canned	Distributor's choice label, standard, crushed, solid pack in juice	6/10	Case			
Pumpkin, solid-pack	Manufacturer brand label, good flavor, aroma, color, and texture	6/10	Case			
Beans, green canned	Distributor's choice label, Blue Lake variety #3 or #4 size cut, low sodium	6/10	Case			
Peas, black-eyed, dry, canned	Cooked with seasoning, brand like Allen's, low sodium	6/10	Case			
Beans, Great Northern, dry	Manufacturer brand label, per pound, dry	6/10	Case			
Carrots, canned	Private label, standard, sliced, size less than 1 1/2 inch, low sodium	6/10	Case			
Corn, canned	Private label, standard, golden, low sodium	6/10	Case			

EXAMPLE ONLY

SPECIFICATIONS Page 2 of 4

Item Description	Product Specification	Pack Size	Bid Unit	Est Quantity	Unit Price	Comments
Fruits/Vegetables Peas and carrots, canned	Private label standard, carrots to be diced, packing medium to be low sodium	6/10	Case			
Potatoes, French-fried, frozen	Oven-ready, private label standard, crinkle- cut, 1/2 x 1/2 inch, 30% to 34% solid, approved brands equivalent to: ABC Foods A-103, DEF Foods X502, Pots R29	6/10	Case			
Tomatoes, canned	Private label, peeled, diced, low sodium	6/10	Case			
Vegetables blends, frozen	Stew vegetables, mixture contains potatoes, carrots, celery, onion, predominance to be order listed, low sodium	12/2 lb	Case			
Grains Muffins, frozen	Whole grain-rich flour, fat per muffin not to exceed 5 g, round style, minimum 1 oz, maximum 2 oz, bulk pack only, produced by commercial bakery methods in commercial bakery	Individually wrapped	Case			
Pasta: spaghetti	Made from whole grain-rich semolina and durum wheat flour, 10 lb only	10-lb box	Pound			
Pasta: egg noodles	Whole grain-rich, flat ribbon shape, medium width, made from enriched semolina durum flour	10-lb box	Pound			
Waffle, frozen	Waffle, frozen, regular, plain, round, whole grain-rich flour, 0.8 oz each, poly pouch packed	144 count	Case			

EXAMPLE ONLY

SPECIFICATIONS Page 3 of 4

Item Description	Product Specification	Pack Size	Bid Unit	Est Quantity	Unit Price	Comments
Meat/Meat Alternate Beef patty, fully cooked, frozen	Ground beef patty, fully cooked, frozen, IMPS 631, minimum 2 1/2 oz, maximum 3 1/2 oz, CN-labeled to provide 2 oz meat/meat alternate, IQF, natural char marks, cooking temperatures to comply with FSIS requirements, approved brands: D924, C568, B234	Please specify portions	Case			
Bologna, turkey, frozen	Sliced, lower-fat formulation, maximum 1 g fat per serving, pork or beef allowable as second meat, each slice to weigh 1 oz; no binders, extenders, fillers; CN label required, equivalent brands; Rain 956, Sunny 459	12-lb bulk	Pound			
Cheese, mozzarella, lite	Milk fat 10.85 or less, moisture 52% to 60%, pleasing flavor, free-flowing natural white or light cream color, melts completely, shredded, lower sodium	6/5 lb	Case			
Chicken nuggets, breaded, frozen	Boneless chicken breast patty nugget, whole grain-rich breaded, chopped, and formed, breast meat 80-85% maximum skin 5%, soy concentrate up to 10% when rehydrated in accord with Title CFR 210, maximum 6 nuggets, minimum 5 nuggets, fully cooked, maximum 17 g fat, minimum 12 g protein/serving, CN label required	Please specify portions	Case			

EXAMPLE ONLY

SPECIFICATIONS

Item Description	Product Specification	Pack Size	Bid Unit	Estimated Quantity	Unit Price	Comments

PURCHASING EQUIPMENT

If the amount of purchases for *equipment** is greater than \$5,000, the following procedure will be used: *(list the name or title of person/position responsible for purchasing equipment below)*

1. Written specifications will be prepared and provided to vendors.
2. Each vendor will be contacted and given an opportunity to provide a price quote on the same specifications. A minimum of two vendors shall be contacted.
3. The price quotes will receive appropriate confidentiality before award.
4. If using USDA funding for the purchase, the Institution will seek prior approval from the State agency.
5. Quotes will be awarded by _____. Quotes awarded will be to the lowest and best quote based upon quality, service availability, price, and/or _____.
6. The _____ will be responsible for documentation of records to show selection of vendor, reasons for selection, names of all vendors, price quotes, from each vendor, and *written specifications*.
7. The _____ will be responsible for documentation that the actual product specified is received.

**Equipment* means tangible personal property (including information technology systems) having a useful life of more than one year and a per-unit acquisition cost which equals or exceeds the lesser of the capitalization level established by the nonfederal entity for financial statement purposes or \$5,000. See also §200.12 capital assets, §200.20 computing devices, §200.48 general purpose equipment, §200.58 information technology systems, §200.89 special purpose equipment, and §200.94 supplies.

EMERGENCY PURCHASING

1. If it is necessary to make a one-time emergency procurement to continue service to obtain goods, the purchase shall be made and a log of all such purchases shall be maintained by the ***Institution***. The following emergency procedures shall be followed. All emergency procurements shall be approved by the ***Institution Official***. At a minimum, the following emergency procurement procedures shall be documented:
 - Item name
 - Dollar amount
 - Vendor
 - Reason for emergency

2. If the emergency purchasing need requires a contract, all books, records, and other documents relative to the award of the contract must be retained for three years after final payment. Specifically, the Institution shall maintain, at a minimum, the following documents:
 - Written rationale for the method of procurement
 - A copy of the original solicitation
 - The selection of contract type
 - The bidding and negotiation history and working papers
 - The basis for contractor selection
 - Approval from the State agency to support a lack of competition when competitive bids or offers are not obtained
 - The basis for award cost or price
 - The terms and conditions of the contract
 - Any changes to the contract and negotiation history
 - Billing and payment records
 - A history of any contractor claims
 - A history of any contractor breaches

INSTITUTION PROCUREMENT PLAN

The _____ plan for procuring items for use in the Child Nutrition Program is as follows:

1. The procurement plan provides for free and open competition, transparency in transactions, comparability, and documentation of all procurement activities.
2. The following ***Code of Conduct*** will be expected of all persons who are engaged in the awarding and administration of contracts supported by Child Nutrition reimbursement funds. These written standards of conduct include:
 - a. No employee, officer, or agent shall purchase or establish a contract if a conflict of interest, real or apparent, would be involved. Conflicts of interest arise when one of the following has a financial or other interest in the firm selected for the award:
 1. The employee, officer, or agent;
 2. Any member of the immediate family;
 3. His or her partner;
 4. An organization which employs or is about to employ one of the above.
 - b. Employees, officers, or agents shall neither solicit nor accept gratuities, favors, or anything of monetary value from contractors, potential contractors, or parties to sub-agreements.
 - c. The purchase during the school day of any food or service from a contractor for individual use is prohibited.
 - d. No item, food, or beverage purchased with CACFP funds will be removed from the institution's premises by institution personnel.
 - e. Penalties for violation of the standards of code of conduct of the Institution. Child Nutrition Program (CNP) should be:
 1. Reprimand
 2. Dismissal
 3. Any legal action necessary
3. Regardless of procurement method, the following factors will be determined regarding the allowability of costs:
 - a. Be necessary and reasonable for proper and efficient administration of the program(s)
 - b. Be allocable to federal awards applicable to the administration of the programs(s)
 - c. Be authorized and not prohibited under state and local laws
4. All purchasing records will be maintained no less than the current year plus 3 additional years.
5. The institution will take all necessary affirmative steps to assure that ***minority firms, women's business enterprises, and labor surplus area firms*** are used when possible. Affirmative steps shall include:
 - a. Placing qualified small and minority businesses and women's business enterprises on solicitation lists.
 - b. Assuring that small and minority businesses and women's business enterprises are solicited whenever they are potential sources.
 - c. Dividing total requirements, when economically feasible, into smaller tasks or quantities to permit maximum participation by small and minority businesses and women's business

- enterprises.
- d. Establishing delivery schedules, where the requirement permits, which encourage participation by small and minority businesses and women’s business enterprises.
 - e. Using the services and assistance of the Small Business Administration (SBA) and the Minority Business Development Agency of the Department of Commerce.
 - f. Requiring the prime contractor, if subcontracts are allowed, take the affirmative steps listed above.

Note: This institution is affiliated with a school, technology center, or government entity. _____ is required to sole source the meals served with _____ (Name of school, tech institution, or government).

Institutions cannot be billed on cost-plus-a-percentage-of-cost OR cost-plus-a-percentatge-of-reimbursement. This methods of contracting CANNOT be used and is UNALLOWED.

MICRO PURCHASING

If the amount of purchases for items is less than \$10,000 and less than the Institutions’ small purchase threshold, the following procedure will be used.

Select one:

- Purchases below \$10,000
- Purchases below \$ _____ (If Institution/Sponsor threshold is below \$10,000, use most restrictive)

1. Purchases will not be separated into 3 or more purchases to meet or be below the \$10,000 threshold.
 - a. Considers the price to be reasonable based on research, experience, purchase history or other information and documents it files accordingly (2 CFR 200.320a)(1)(ii).
2. Checking prices is not be required. Competition is not required.
3. Micro-purchases will be distributed equitably among multiple qualified suppliers.
4. _____ will be responsible for documentation of purchase.

SMALL PROCUREMENT

Name and Title of those responsible for Small Purchase Procedures: _____

If the amount of purchases for items is less than \$250,000 (or the Institution’s small purchase threshold), Small Purchase Procedures must be followed. Quotes documented from an adequate number of qualified sources will be required.

Select one:

- Purchases below \$250,000
- Purchases below _____ (*If Institution/Sponsor threshold is below \$250,000, use most restrictive*)

Quotes

1. Written specifications will be prepared and provided to the vendor.
2. Each vendor will be contacted and given an opportunity to provide a price quote on the same specifications sent to them.
3. A minimum of two vendors shall be contacted.
4. The person(s) listed above will be responsible for contacting potential vendors when price quotes are needed.
5. The price quotes will receive appropriate confidentiality before award.
6. Quotes will be awarded by the person(s) listed above. Quotes awarded will be to the best quote based upon quality, service, availability, and price.
7. The documentation of records is to show selection of vendor, reasons for selection, names of all vendors contacted, price quotes from each vendor, and written specifications.
8. The person(s) listed above will be responsible for documentation that the actual product specified is received.
9. Any time an item is not available, the institution will select the acceptable alternate. Full documentation will be made available as to the selection of the acceptable item. Substituted items will not be made at the vendor's discretion.

CERTIFICATIONS

1. Nonkickback Affidavit - Please note that Oklahoma statute 62 O.S §310.9 requires a signed and notarized nonkickback affidavit on every contract \$25,000 or more. The affidavit is to be signed by the person or persons authorized to accept payment on behalf of the architect, contractor, engineer or supplier.

Note: Due to the rural location of the institution, it is feasible to only receive one response. Documentation is required to show intent to purchase from additional vendors.

Example
CHART OF PROCEDURES

The *Toys N Noise Daycare* Institution/Sponsor will purchase the following products or group of products and services as per the stated purchase period using the identified procurement method. Price quote time frame period is defined as the time frame for which bids or quotes are obtained and awarded.

PRODUCT	HOW OFTEN ARE PRICE QUOTES OBTAINED	PROCUREMENT METHOD USED
Milk	<u> <i>Annually</i> </u>	<u> <i>Small Purchase</i> </u>
Bread	<u> <i>As Needed</i> </u>	<u> <i>Micropurchasing/Small Purchase</i> </u>
Fruits (canned/frozen)	<u> <i>As Needed</i> </u>	<u> <i>Micropurchasing/Small Purchase</i> </u>
Vegetables (canned/frozen)	<u> <i>As Needed</i> </u>	<u> <i>Micropurchasing/Small Purchase</i> </u>
Fruit (Fresh)	<u> <i>As Needed</i> </u>	<u> <i>Micropurchasing</i> </u>
Vegetables (Fresh)	<u> <i>As Needed</i> </u>	<u> <i>Micropurchasing</i> </u>
Meats	<u> <i>4 Times a year</i> </u>	<u> <i>Small Purchase</i> </u>
Processed Food Items (CN labeled)	<u> <i>Twice a year</i> </u>	<u> <i>Small Purchase</i> </u>
Plates/Utensils	<u> <i>Annually</i> </u>	<u> <i>Small Purchase</i> </u>
Chemicals - Cleaning Products	<u> <i>As Needed</i> </u>	<u> <i>Micropurchasing</i> </u>
Non-Food related supplies	<u> <i>As Needed</i> </u>	<u> <i>Micropurchasing</i> </u>
Small equipment	<u> <i>As Needed</i> </u>	<u> <i>Micropurchasing</i> </u>
_____	_____	_____

CHART OF PROCEDURES

The _____ Institution/Sponsor will purchase the following products or group of products and services as per the stated purchase period using the identified procurement method. Price quote time frame period is defined as the time frame for which bids or quotes are obtained and awarded.

PRODUCT	HOW OFTEN ARE PRICE QUOTES OBTAINED	PROCUREMENT METHOD USED
Milk	_____	_____
Bread	_____	_____
Fruits (canned/frozen)	_____	_____
Vegetables (canned/frozen)	_____	_____
Fruit (Fresh)	_____	_____
Vegetables (Fresh)	_____	_____
Meats	_____	_____
Processed Food Items (CN labeled)	_____	_____
Plates/Utensils	_____	_____
Chemicals - Cleaning Products	_____	_____
Non-Food related supplies	_____	_____
Small equipment	_____	_____
_____	_____	_____

INFORMAL PROCUREMENT LOG

TO BE USED FOR PURCHASES OF \$250,000 OR LESS

Indicate the supplier that you choose. If chosen supplier does not provide the lowest overall price, explain decision on attached sheet. Document contact with 2 or more vendors.

Items to be purchased and specifications:

Name of Supplier/Vendor	Date & Method of Contact	Bid Price	Negotiated Price	Notes
Supplier #1				
Supplier #2				
Supplier #3				

Date Completed: _____

Small Purchase/Informal Procurement Log

Item(s) to be purchased and specifications: _____

Supplier	Date	Method of Contact	Discussion	Bid Price	Negotiated

Item(s) to be purchased and specifications: _____

Supplier	Date	Method of Contact	Discussion	Bid Price	Negotiated

Item(s) to be purchased and specifications: _____

Supplier	Date	Method of Contact	Discussion	Bid Price	Negotiated

Annually, pricing of three different items must be documented from three vendors and kept on file.

FORMAL PROCUREMENT REQUIREMENTS CHECKLIST

If conducting formal procurement method, we have provided a checklist that shows all the required duties and requirements in order to meet USDA guidelines.

Checklist and Requirements

___ **Newspaper Advertisement** (all formal bids)

newspaper advertised: _____

___ **Solicitation sent to a minimum of 2 vendors**

Vendor 1: _____

Vendor 2: _____

Vendor 3: _____

___ **Evaluation criteria for RFP.**

An RFP is awarded based on overall scoring. The evaluation scoring should be given with the solicitation. **PRICE** must be given the most points. Other items scored can be experience/references, Diversity in products and/or services, Quality of products, Cost & Performance Bonds, Personnel Management, Business Practices, Accounting and Reporting systems, and Service Capability plan are examples of how an RFP can be evaluated.

___ **Evaluation criteria for IFB/SEALED BIDS**

An IFB/Sealed Bid is awarded lowest price **ONLY**. No other factors can determine the award. The bids must be delivered to the entity by the specified date and opened at the specified time indicated in the solicitation and the newspaper. When opened, the lowest priced bidder automatically gets the bid.

FORMS & CLAUSES

___ USDA Equal Opportunity information (contracts \$10,000 or more)

___ Termination for Cause information (contracts \$10,000 or more)

___ Clean Water Act provision (contracts \$100,000 or more)

___ Contract work Hours and Safety Standards Act (contracts \$2,500 or more)

___ Nonkickback Affidavit (Purchase orders over \$25,000)

___ Davis-Bacon information (Construction contracts \$2,000 or more)

___ Debarment & Suspension form (all contracts)

Formal Bid Procurement Log

Name of Institution _____

Agreement Number _____

Attach copies of:

- Names of known vendors to whom the Invitation for Bid (IFB) was sent
- Name and date of publication in which the IFB was advertised and copy of the advertisement
- Written procedures for bid opening

How many bids were received? _____

Were any bids rejected? Yes No

If rejected, describe why:

Name of Bidder	Date of Bid	Specifics of Bid	Bid Price

Additional Comments:

Awarded Vendor: _____ Award Date: _____

I certify that the Institution has met state and federal procurement requirements.

Institution Signature: _____

Printed Name: _____ Title: _____

Institution _____

Year _____

VENDOR CONTACTS

This form is to be used for Institution to document single vendor responses.
If only one vendor responds, the Institution does not need to do price comparisons.

NAME, ADDRESS, AND TELEPHONE NUMBER OF VENDOR	NAME OF PERSON CONTACTED	DATE OF CONTACT	TYPE OF CONTACT (LETTER, PHONE, IN PERSON)	RESPONSE RECEIVED

INSTRUCTIONS FOR CERTIFICATION REGARDING DEBARMENT/ SUSPENSION

1. By signing and submitting this form, the prospective lower-tier participant is providing the certification set out on the reverse side in accordance with these instructions.
2. The certification in this clause is a material representation of fact upon which reliance was placed when this transaction was entered into. If it is later determined that the prospective lower-tier participant knowingly rendered an erroneous certification, in addition to other remedies available to the federal government, the department or agency with which this transaction originated may pursue available remedies, including suspension and/or debarment.
3. The prospective lower-tier participant shall provide immediate written notice to the person to which this proposal is submitted if at any time the prospective lower-tier participant learns that its certification was erroneous when submitted or has become erroneous by reason of changed circumstances.
4. The terms covered transaction, debarred, suspended, ineligible, lower-tier covered transaction, participant, person, primary covered transaction, principal, proposal, and voluntarily excluded, as used in this clause, have the meanings set out in the Definitions and Coverage sections of rules implementing Executive Order 12549. You may contact the person to which this proposal is submitted for assistance in obtaining a copy of those regulations.
5. The prospective lower-tier participant agrees by submitting this form that, should the proposed covered transaction be entered into, it shall not knowingly enter into any lower-tier covered transaction with a person who is debarred, suspended, declared ineligible, or voluntarily excluded from participation in this covered transaction, unless authorized by the department or agency with which the transaction originated.
6. The prospective lower-tier participant further agrees by submitting this form that it will include this clause titled Certification Regarding Debarment, Suspension, Ineligibility, and Voluntary Exclusion—Lower-Tier Covered Transactions, without modification, in all lower-tier covered transactions and in all solicitations for lower-tier covered transactions.
7. A participant in a covered transaction may rely upon a certification of a prospective participant in a lower-tier covered transaction that is not debarred, suspended, ineligible, or voluntarily excluded from the covered transaction, unless it knows that the certification is erroneous. A participant may decide the method and frequency by which it determines the eligibility of its principals. Each participant may, but is not required to, check the Nonprocurement List.
8. Nothing contained in the foregoing shall be construed to require establishment of a system of records in order to render in good faith that certification required by this clause. The knowledge and information of a participant is not required to exceed that which is normally possessed by a prudent person in the ordinary course of business dealings.
9. Except for transactions authorized under paragraph 5 of these instructions, if a participant in a covered transaction knowingly enters into a lower-tier covered transaction with a person who is suspended, debarred, ineligible, or voluntarily excluded from participation in this transaction, in addition to other remedies available to the federal government, the department or agency with which this transaction originated may pursue available remedies, including suspension and/or debarment.

CERTIFICATION REGARDING DEBARMENT/SUSPENSION

CERTIFICATION REGARDING DEBARMENT, SUSPENSION INELIGIBILITY, AND VOLUNTARY EXCLUSION—LOWER-TIER COVERED TRANSACTIONS

This certification is required by the regulations implementing Executive Order 12549 and 12689, Debarment and Suspension, Title 2 CFR §180, as adopted and modified by USDA regulation at 2 CFR §417, Responsibilities of Participants Regarding Transactions.

(BEFORE COMPLETING CERTIFICATION, READ INSTRUCTIONS ON REVERSE.)

1. The prospective lower-tier participant certifies, by submission of this proposal, that neither it nor its principals is presently debarred, suspended, proposed for debarment, declared ineligible, or voluntarily excluded from participation in this transaction by any federal department or agency.

2. Where the prospective lower-tier participant is unable to certify to any of the statements in this certification, such prospective participant shall attach an explanation to this proposal.

Institution Name

Name(s) and Title(s) of Authorized Representative(s)

Name of Institution Official

Title of Official

Signature

Date

NONKICKBACK AFFIDAVIT FORM

STATE OF OKLAHOMA)
) SS
COUNTY OF)

The undersigned (architect, contractor, supplier, or engineer), of lawful age, being first duly sworn, on oath says that this contract (purchase order) is true and correct. Affiant further states that the (work, services, or materials) will be (completed or supplied) in accordance with the plans, specifications, orders, or requests furnished the affiant. Affiant further states that he or she has made no payment, directly or indirectly, to any elected official, officer, or employee of the SFA or technology center SFA, of money or any other thing of value to obtain or procure the contract or purchase order.

(Contractor, Supplier, Engineer, or Architect)

Vendor/Company Name

Attested to before me this _____ day of _____

Notary Public (or Clerk or Judge)

My Commission Expires: _____

INSTRUCTIONS FOR COMPLETION OF SF-LLL, DISCLOSURE OF LOBBYING ACTIVITIES

This disclosure form shall be completed by the reporting entity, whether subawardee or prime federal recipient, at the initiation or receipt of a covered federal action or a material change to a previous filing, pursuant to Title 31 U.S.C. §1352. The filing of a form is required for each payment or agreement to make payment to any lobbying entity for influencing or attempting to influence an officer or employee of any agency, a Member of Congress, an officer or employee of Congress, or an employee of a Member of Congress in connection with a covered federal action. Use a Continuation Sheet for additional information if the space on the form is inadequate. Complete all items that apply for both the initial filing and material change report. Refer to the implementing guidance published by the Office of Management and Budget (OMB) for additional information.

1. Identify the type of covered federal action for which lobbying activity is and/or has been secured to influence the outcome of a covered federal action.
2. Identify the status of the covered federal action.
3. Identify the appropriate classification of this report. If this is a follow-up report caused by a material change to the information previously reported, enter the year and quarter in which the change occurred. Enter the date of the last previously submitted report by this reporting entity for this covered federal action.
4. Enter the full name, address, city, state, and zip code of the reporting entity. Include Congressional district, if known. Check the appropriate classification of the reporting entity that designates if it is, or expects to be, a prime or subaward recipient. Identify the tier of the subawardee; e.g., the first subawardee of the prime is the first tier. Subawards include, but are not limited to, subcontracts, subgrants, and contract awards under grants.
5. If the organization filing the report in Item 4 checks *Subawardee*, then enter the full name, address, city, state, and zip code of the prime federal recipient. Include Congressional District, if known.
6. Enter the name of the federal agency making the award or loan commitment. Include at least one organizational level below agency name, if known. For example: Department of Transportation, United States Coast Guard.
7. Enter the federal program name or description for the covered federal action (Item 1). If known, enter the full Catalog of Federal Domestic Assistance (CFDA) number for grants, cooperative agreements, loans, and loan commitments.
8. Enter the most appropriate federal identifying number available for the federal action identified in Item 1; e.g., Request for Proposal (RFP) number; grant announcement number; the contract, grant, or loan award number; the application/proposal control number assigned by the federal agency. Include prefixes; e.g., *RFP-DE-90-001*.
9. For a covered federal action where there has been an award or loan commitment by the federal agency, enter the federal amount of the award/loan commitment for the prime entity identified in Item 4 or Item 5.

10.
 - a. Enter the full name, address, city, state, and zip code of the lobbying entity engaged by the reporting entity identified in Item 4 to influence the covered federal action.
 - b. Enter the full name of the individual performing services, and include full address if different from 10a. Enter last name, first name, and middle initial (MI).
11. Enter the amount of compensation paid or reasonably expected to be paid by the reporting entity (Item 4) to the lobbying entity (Item 10). Indicate whether the payment has been made (actual) or will be made (planned). Check all boxes that apply. If this is a material change report, enter the cumulative amount of payment made or planned to be made.
12. Check the appropriate item. Check all items that apply. If payment is made through an in-kind contribution, specify the nature and value of the in-kind payment.
13. Check the appropriate box. Check all boxes that apply. If *Other*, specify nature.
14. Provide a specific and detailed description of the services that the lobbyist has performed, or will be expected to perform, and the dates of any services rendered. Include all preparatory and related activity, not just time spent in actual contact with federal officials. Identify the federal officials or employees contacted or the officers, employees, or Members of Congress that were contacted.
15. Check whether Continuation Sheets are attached.
16. The certifying official shall sign and date the form, print his or her name, title, and telephone number.

Public reporting burden for this collection of information is estimated to average 30 minutes per response, including time for reviewing instructions, searching data sources, gathering and maintaining the data needed, and completing and reviewing the collection of information. Send comments regarding the burden estimate or any other aspect of collection of information, including suggestions for reducing this burden, to the Office of Management and Budget, Paperwork Reduction Project (0348-0046), Washington, D.C. 20503.

CERTIFICATION REGARDING LOBBYING

Applicable to Grants, Subgrants, Cooperative Agreements, and Contracts Exceeding \$100,000 in Federal Funds

Submission of this certification is a prerequisite for making or entering into this transaction and is imposed by Section 1352, Title 31, U.S. Code. This certification is a material representation of fact upon which reliance was placed when this transaction was made or entered into. Any person who fails to file the required certification shall be subject to a civil penalty of not less than \$10,000 and not more than \$150,000 for each such failure.

The undersigned certifies, to the best of his or her knowledge and belief, that:

1. No federally appropriated funds have been paid or will be paid by or on behalf of the undersigned, to any person for influencing or attempting to influence an officer or employee of any agency, a Member of Congress, an officer or employee of Congress, or an employee of a Member of Congress in connection with the awarding of a federal contract, the making of a federal grant, the making of a federal loan, the entering into a cooperative agreement, and the extension, continuation, renewal, amendment, or modification of a federal contract, grant, loan, or cooperative agreement.
2. If any funds other than federally appropriated funds have been paid or will be paid to any person for influencing or attempting to influence an officer or employee of any agency, a Member of Congress, an officer or employee of Congress, or an employee of a Member of Congress in connection with this federal grant or cooperative agreement, the undersigned shall complete and submit Standard Form-LLL, *Disclosure Form to Report Lobbying*, in accordance with its instructions.
3. The undersigned shall require that the language of this certification be included in the award documents for all covered subawards exceeding \$100,000 in federal funds at all appropriate tiers and that all subrecipients shall certify and disclose accordingly.

Name/Address of Organization

Name/Title of Submitting Official

Signature

Date

**DISCLOSURE OF LOBBYING ACTIVITIES
APPROVED BY OMB
COMPLETE THIS FORM TO DISCLOSE LOBBYING ACTIVITIES PURSUANT
TO 31 U.S.C. 1352
(SEE REVERSE FOR PUBLIC DISCLOSURE)**

1. Type of Federal Action: <input type="checkbox"/> a. Contract <input type="checkbox"/> b. Grant <input type="checkbox"/> c. Cooperative Agreement <input type="checkbox"/> d. Loan <input type="checkbox"/> e. Loan Guarantee <input type="checkbox"/> f. Loan Insurance	2. Status of Federal Action: <input type="checkbox"/> a. Bid/Offer/Application <input type="checkbox"/> b. Initial Award <input type="checkbox"/> c. Postaward	3. Report Type: <input type="checkbox"/> a. Initial Filing <input type="checkbox"/> b. Material Change For Material Change Only: Year _____ Quarter _____ Date of Last Report _____
---	--	--

4. Name and Address of Reporting Entity: <input type="checkbox"/> Prime <input type="checkbox"/> Subawardee Tier _____, if known: Congressional District, if known: _____	5. If Reporting Entity in No. 4 Is Subawardee, Enter Name and Address of Prime: Congressional District, if known: _____
6. Federal Department/Agency:	7. Federal Program Name/Description: CFDA Number, if applicable: _____
8. Federal Action Number: (if known)	9. Award Amount: (if known) \$ _____
10. a. Name and Address of Lobbying Entity: (if individual, last name, first name, MI)	b. Individual Performing Services: (including address if different from No. 10a) (last name, first name, MI)
11. Amount of Payment: (check all that apply) \$ _____ <input type="checkbox"/> Actual <input type="checkbox"/> Planned	13. Type of Payment: (check all that apply) <input type="checkbox"/> a. Retainer <input type="checkbox"/> b. One-Time Fee <input type="checkbox"/> c. Commission <input type="checkbox"/> d. Contingency Fee <input type="checkbox"/> e. Deferred <input type="checkbox"/> f. Other: (specify) _____
12. Form of Payment: (check all that apply) a. Cash Nature _____ b. In-kind (specify) Value _____	

14. Brief Description of services performed or to be performed and date(s) of service, including officer(s), employee(s), or member(s), contracted for payment indicated in Item 11:

(Attach Confirmation Sheets if necessary)

15. Continuation Sheets Attached: Yes No

16. Information requested through this form is authorized by Title 31 U.S.C. §1352. This disclosure of lobbying activities is a material representation of fact upon which evidence was placed by the above when this transaction was made or entered into. This disclosure is required pursuant to 31 U.S.C. §1352. This information will be reported to the Congress semiannually and will be available for public inspection. Any person who fails to file the required disclosures shall be subject to a civil penalty of not less than \$10,000 and not more than \$150,000 for each such failure.	Signature: _____ Print Name: _____ Title: _____ Telephone Number: _____ Date: _____
---	---

**CONTRACTING
FOR
OTHER SERVICES
AND
FOOD SERVICE**

CONTRACTING FOR SERVICES

- A. Section 226.15(c) of the Child and Adult Care Food Program (CACFP) regulations requires that all institutions accept final administrative and financial responsibility for their operations under the program. The provision also stipulates that “. . . *no institution may contract out for the management of the Program.*”
- B. The United States Department of Agriculture (USDA) feels that such responsibility cannot be exercised effectively by institutions which contract out for critical aspects of program management. Institutions must have operational responsibilities and an ongoing role in program management if they are to retain firm control over their programs.

The regulation prohibits an institution from subcontracting out for critical management functions. Management functions, which institutions may not contract out under any circumstances, include monitoring, corrective action, and preparation of application materials. However, institutions may contract out for specific management tasks such as bookkeeping (but not claims submission), data processing, accounting services, security, records storage, equipment maintenance, the services of a nutritionist, etc. Such contracting is permissible whether the institution provides its own or contracts out for food service. The institution must confirm that invoices and/or contracts document the claimed amounts billed. (*Reference FNS Instruction 792-2, Rev. 4 and USDA Monitoring for State Agencies Handbook page 33*)

- C. If an institution contracts for services, it is required to use the State agency’s Contracting for Services Agreement which is located in the Resource Library. This agreement is to be used if any CACFP duties are being performed by the contracting entity even if CACFP funds are not used to pay for the service.
- The institution can add additional items that are above and beyond the RFP, by including an addendum. However, the State agency agreement cannot be altered, changed, or information deleted from it.

Cost per percentage of reimbursement is NOT ALLOWED

CONTRACTING FOR FOOD SERVICE

Institutions may contract with an outside entity to provide meals for their child care institutions. Annually, the CACFP institution and outside entity providing the meals must have a completed and approved *Agreement to Furnish Food Service* on file with the State agency. The procedure used by the CACFP institution to document meals delivered and the procedure used to claim meals for CACFP reimbursement will vary, depending on the type of outside entity providing the meals.

- A. Meal Contracts under \$250,000
1. All institutions are **REQUIRED** to use the State agency’s Agreement to Furnish Food for all entities contracting for food service. The Agreement to Furnish Food can be located in the Resource Library under the Procurement section or by contacting Kassi Reddell at Kassandra.Reddell@sde.ok.gov.

- *Agreement to Furnish Food (with a school or with an entity other than a school)* is used for contracts under \$250,000
 - The institution can add additional items that are above and beyond the RFP, by including an addendum. However, the State agency agreement cannot be altered, changed, or information deleted from it.
2. Meal Contracts over \$250,000 or if the Institution uses Formal Procurement Procedures Lower than the Federal Formal Threshold
 - a. All institutions are **required** to use the State agency prototype for any food contract or agreement.
 - b. *CACFP-SFSP RFP (FSMC)* is the **REQUIRED** Request for Proposal (RFP) the institution must use for contracts over \$250,000
 - The RFP prototype is located in the Resource Library under the Procurement section or contact the State agency to obtain a copy or contact Kassi Reddell at Kassandra.Reddel@sde.ok.gov.
 - The institution can add additional items that are above and beyond the RFP, by including an addendum. However, the State agency agreement cannot be altered, changed, or information deleted from it.
 - The State agency RFP has an option to have a one year contract with up to four renewals.
 3. Any entity who has a contract over \$250,000 or uses formal procurement for a contract less than \$250,000 is **REQUIRED** to inform the State agency of the location, date, and time of the bid opening. ***This applies for both RFP and IFB contracts.***
 - ***The State agency is required to attend all IFB or sealed bid openings and it is at the discretion of the State agency to attend RFP bid openings.***

B. Contracting With a Public School

When a CACFP institution contracts with a public school for meals, the public school is responsible for maintaining the food production records. The school will document that the meals delivered/served to the CACFP institution met meal pattern requirements. If bulk serving, the school must provide portion information to the facility. The school will bill the CACFP institution monthly for the cost of the meals delivered. The CACFP institution is responsible for paying the school for the cost of the meals. The CACFP institution will claim each meal served to a participant for CACFP reimbursement. Meals that were prepared, but not served, cannot be claimed for reimbursement. The monthly invoice amount will be documented in the Food and Milk Cost column of the Expenditure/Reimbursement Worksheet.

1. ***If contracting with a public school, the institution must be charged at the minimum for each meal service provided:***
 - ***Breakfast: Free reimbursement rate for breakfast***
 - ***Lunch: Free reimbursement rate for lunch plus the value of USDA Foods (formerly commodities) (unless the institution gives the school the USDA Foods allocated to the institution)***

- **Snack: Free reimbursement rate for snack**
2. **An agreement with a school district must be from July 1 - June 30th.** The institution will need to acquire a new agreement with the district prior to July of each year and submit it to the State agency **AFTER** it has been signed.

C. Contracting With Other Outside Food Service Entities

When a CACFP institution contracts with other types of outside entities (i.e., senior nutrition, technology center, restaurants, universities), the outside entity/vendor must document the meals delivered to the CACFP institution using the *Contract Meal Delivery Receipt* or a form approved by the CACFP institution's program specialist. The outside entity/vendor must provide the CACFP institution with a copy of the *Contract Meal Delivery Receipt* for each meal to maintain on file as proof that the meals served to the CACFP participants met minimum meal pattern requirements. It is the responsibility of the CACFP institution to work with the outside entity to obtain documentation of the meals delivered. The CACFP institution must retain the documentation of meals delivered on file for review. The outside entity will bill the CACFP institution monthly for the cost of the meals. The CACFP institution is responsible for paying the outside entity for the cost of the meals. The CACFP institution will claim each meal served to a participant for CACFP reimbursement. Meals that were prepared, but not served, cannot be claimed for reimbursement. The monthly invoice amount will be documented in the Food and Milk Cost column of the Expenditure/Reimbursement Worksheet.

D. Head Start Agencies Contracting With CACFP Child Care Facilities

When a Head Start agency contracts with a child care facility that participates in the CACFP, the child care facility will document the contracted meals in the institution's Food Production Records/Menus as Served Book or other approved food production records. The institution will document that the meals served to Head Start children met meal pattern requirements. The child care facility will bill the Head Start agency for the cost of the meals delivered/provided to Head Start children each month. The Head Start agency is responsible for paying the child care facility for the cost of the meals provided to the Head Start children. The child care facility will report the meals served/delivered to the Head Start agency as income on the child care facility's Expenditure/Reimbursement Worksheet. The Head Start agency will claim no more than one reimbursable meal served to a participant for CACFP reimbursement. **Meals that were prepared and delivered, but not served to a child cannot be claimed for reimbursement.**

CONTRACT MEALS

When contracting CACFP meal services with schools or other entities, it is important to establish a good working foundation. Points to consider include:

- ▶ Decide what you expect from the entity providing meal services:
 - Establish specific requirements, and have them well-defined. The contractor should consider these factors when establishing a meal cost.

- ▶ Familiarize the entity with CACFP meal pattern requirements:
 - A standardized recipe can ensure adequate quantities, components, etc.
 - Consider the special needs of your children.

- ▶ Emphasize the CACFP requirements:
 - All meals must be served on time.
 - Daily delivery records must be available when contracting with entities other than schools or CACFP participants.
 - Proper portion tools must be available when bulk delivery is used.
 - Crediting and portioning information must be communicated to the entity receiving the meals.

- ▶ List additional requirements the institution may have:
 - Family-style meal service.
 - Menu item restrictions.
 - Second servings or extras.

- ▶ Inspect the food preparation and service areas for:
 - Adequate staff training.
 - Proper sanitation practices.
 - Safe methods of keeping hot foods hot and cold foods cold at all times.
 - Acceptable meal service arrangements.
 - Adequate seating/eating arrangements.
 - Acceptable delivery conditions.

- ▶ Establish a good record-keeping system:
 - The Daily Contract Meal Delivery Receipt requires the signatures of both the preparation kitchen and the person accepting delivery, verifying quantities of foods sent and received, and the crediting/portioning information for a reimbursable meal. (If the entity providing meals is a school or CACFP participant, this is not required.)
 - The entity providing the meals must keep records of all food delivered.
 - The institution **RECEIVING** contract meals should have monthly menus on file along with all other monthly CACFP records.
 - The institution is required to maintain a monthly invoice from the entity providing meals.
 - A copy of the agreement to provide food service must be maintained on file.
 - A copy of the agreement to furnish food service contract, which includes the CACFP minimum meal pattern requirements, must be submitted to the State agency each year along with the annual CACFP application for participation.

EXAMPLE

CONTRACT MEAL SERVICE DELIVERY RECEIPT

(Keep in your institution's monthly folder. USE ONE RECEIPT PER MEAL SERVICE.)

DATE: 10/06/YYYY
MEAL TYPE: Breakfast _____ Lunch X AM/PM/LATE PM Snack _____ Supper _____
(Circle One)

SITE PREPARING MEAL: XYZ DAY CARE CENTER

SITE RECEIVING MEAL: TOYS N NOISE

DELIVERY TIME: 11:30 AM NUMBER OF MEALS ORDERED/DELIVERED: 14

FOOD ITEMS AND QUANTITIES DELIVERED

MENU	Quantity Delivered: Number of 1-2 <u>4</u> Number of 3-5 <u>10</u> Number of 6-12 _____ Bulk Delivery <u>X</u> Preportioned _____	*Crediting/Portioning Information	Temperature at Delivery
Milk	Milk provided by: SITE <u>VENDOR</u> (Circle One) Fat-free milk Record Quantity <u>1 gallon</u>	1-2 = 4 oz each 3-5 = 6 oz each	40°
Vegetable/Juice	Green beans, cut, drained, heated, 2 15-oz cans	1-2 = 1/8 cup each 3-5 = 1/4 cup each	140°
Fruit/Juice	Pineapple chunks, natural juice, 2 20-oz cans	1-2 = 1/8 cup each 3-5 = 1/4 cup each	
Grains/Breads	Country biscuit, 14 1-oz	1/2 biscuit each	140°
Meat/Meat Alternate	Chicken, drumsticks w/bone and skin, 4.46#	1 drumstick each	165°
Extras	Margarine patties, 14 pats	1 each	

* Crediting/portioning information: i.e., 1 cup spaghetti sauce = 2 ounces meat/meat alternate, 6 chicken nuggets = 2 ounces meat/meat alternate and 1 ounce grains/breads serving, 2 cheese sticks = 1 ounce meat/meat alternate

I acknowledge that the above items and quantities were delivered to this contract site. I did complete the necessary portioning/crediting information. Child Nutrition (CN) labels, Production Information Statements, and/or recipes are available for all combination food items or other applicable components.

Food Service Director
Signature From Preparation Kitchen

I acknowledge that the above items and quantities were delivered to this contract site.

INSPECTION DELIVERY: Was the food delivered in a safe/sanitary method? Yes or No
Were food temperatures proper? Yes or No

Comments: Use portioning utensils provided

Director of Institution
Signature From Site Receiving Food

FOR INSTITUTION TO USE WHEN CONTRACTING MEALS FROM OUTSIDE VENDOR OR WITHIN OWN INSTITUTION; KEPT IN INSTITUTION'S MONTHLY FOLDER.

**MEAL PATTERNS
AND
MENU AS SERVED/
PRODUCTION
RECORDS**

ADDITIONAL AT-RISK MEAL PATTERN INFORMATION

- School districts participating in the At-Risk program can choose to use either the CACFP meal patterns **OR** the NSLP meal patterns.
- School districts can use the Production Record or any other school child nutrition forms used for the National School Lunch program for the At-Risk program.
- Any forms being used that are not in the School Training Manual or the CACFP Training Manual must be approved by your program specialist before you can use for the program.

CHILD MEAL PATTERN

Breakfast (Select all three components for a reimbursable meal)				
Food Components and Food Items ¹	Ages 1-2	Ages 3-5	Ages 6-12	Ages 13-18 ² (At-Risk After-School Programs and Emergency Shelters)
Fluid Milk³	4 fluid ounces	6 fluid ounces	8 fluid ounces	8 fluid ounces
Vegetables, Fruits, or Portions of Both⁴	1/4 cup	1/2 cup	1/2 cup	1/2 cup
Grains (oz eq)^{5, 6}				
Whole grain-rich or enriched bread	1/2 oz eq	1/2 oz eq	1 oz eq	1 oz eq
Whole grain-rich or enriched bread product such as biscuit, roll, or muffin	1/2 oz eq	1/2 oz eq	1 oz eq	1 oz eq
Whole grain-rich, enriched, or fortified, cooked breakfast cereal ⁸ , cereal grain, and/or pasta	1/4 cup	1/4 cup	1/2 cup	1/2 cup
Whole grain-rich, enriched, or fortified ready-to-eat breakfast cereal (dry, cold) ⁷				
Flakes or rounds	1/2 cup	1/2 cup	1 cup	1 cup
Puffed cereal	3/4 cup	3/4 cup	1 1/4 cups	1 1/4 cups
Granola	1/8 cup	1/8 cup	1/4 cup	1/4 cup

- ¹ Must serve all three components for a reimbursable meal. Offer versus Serve (OvS) is an option for At-Risk After-School participants.
- ² Larger portion sizes than specified may need to be served to children aged 13 through 18 to meet their nutritional needs.
- ³ Must be unflavored whole milk for children aged one. Must be unflavored lowfat (1%) or unflavored fat-free (skim) milk for children aged two through five. Must be unflavored lowfat (1%), unflavored fat-free (skim) milk, flavored lowfat (1%), or flavored fat-free (skim) milk for children aged six and older.
- ⁴ Pasteurized full-strength juice may only be used to meet the vegetable or fruit requirement at one meal, including snack, per day.
- ⁵ At least one serving per day, across all eating occasions, must be whole grain-rich. Grain-based desserts do not count toward meeting the Grains requirement.
- ⁶ Meat and Meat Alternates may be used to meet the entire Grains requirement a maximum of three times a week. One ounce of Meat and Meat Alternates is equal to one ounce equivalent (oz eq) of Grains.
- ⁷ Breakfast cereals must contain no more than 6 grams of sugar per dry ounce (no more than 21.2 grams sucrose and other sugars per 100 grams of dry cereal).

CHILD MEAL PATTERN

Lunch and Supper (Select all five components for a reimbursable meal)				
Food Components and Food Items ¹	Ages 1-2	Ages 3-5	Ages 6-12	Ages 13-18 ² (At-Risk After-School Programs and Emergency Shelters)
Fluid Milk³	4 fluid ounces	6 fluid ounces	8 fluid ounces	8 fluid ounces
Meat/Meat Alternates				
Lean meat, poultry, or fish	1 ounce	1 1/2 ounces	2 ounces	2 ounces
Tofu, soy product, or alternate protein products ⁴	1 ounce	1 1/2 ounces	2 ounces	2 ounces
Cheese	1 ounce	1 1/2 ounces	2 ounces	2 ounces
Large egg	1/2	3/4	1	1
Cooked dry beans or peas	1/4 cup	3/8 cup	1/2 cup	1/2 cup
Peanut butter or soy nut butter or other nut or seed butters	2 Tbsp	3 Tbsp	4 Tbsp	4 Tbsp
Yogurt, plain or flavored, unsweetened or sweetened ⁵	4 ounces or 1/2 cup	6 ounces or 3/4 cup	8 ounces or 1 cup	8 ounces or 1 cup
The following may be used to meet no more than 50 percent of the requirement: Peanuts, soy nuts, tree nuts, or seeds, as listed in Program guidance, or an equivalent quantity of any combination of the above Meat/Meat Alternates (1 oz of nuts/seeds = 1 oz of cooked, lean meat, poultry, or fish)	1/2 ounce = 50%	3/4 ounce = 50%	1 ounce = 50%	1 ounce = 50%
Vegetables⁶	1/8 cup	1/4 cup	1/2 cup	1/2 cup
Fruits^{6, 7}	1/8 cup	1/4 cup	1/4 cup	1/4 cup
Grains (oz eq)⁸				
Whole grain-rich or enriched bread	1/2 oz eq	1/2 oz eq	1 oz eq	1 oz eq
Whole grain-rich or enriched bread product such as biscuit, roll, or muffin	1/2 oz eq	1/2 oz eq	1 oz eq	1 oz eq
Whole grain-rich, enriched or fortified cooked breakfast cereal ⁹ , cereal grain, and/or pasta	1/4 cup	1/4 cup	1/2 cup	1/2 cup

- ¹ Must serve all five components for a reimbursable meal. Offer versus Serve (OvS) is an option for At-Risk After-School participants.
- ² Larger portion sizes than specified may need to be served to children aged 13 through 18 to meet their nutritional needs.
- ³ Must be unflavored whole milk for children aged one. Must be unflavored lowfat (1%) or unflavored fat-free (skim) milk for children aged two through five. Must be unflavored lowfat (1%), unflavored fat-free (skim) milk, flavored lowfat (1%), or flavored fat-free (skim) milk for children aged six and older.
- ⁴ Alternate protein products must meet the requirements in Appendix A to Part 226.
- ⁵ Yogurt must contain no more than 23 grams of total sugars per 6 ounces.
- ⁶ Pasteurized full-strength juice may only be used to meet the vegetable or fruit requirement at one meal, including snack, per day.
- ⁷ A vegetable may be used to meet the entire fruit requirement. When two vegetables are served at lunch or supper, two different kinds of vegetables must be served.
- ⁸ At least one serving per day, across all eating occasions, must be whole grain-rich. Grain-based desserts do not count toward meeting the Grains requirement.
- ⁹ Breakfast cereals must contain no more than 6 grams of sugar per dry ounce (no more than 21.2 grams r sugars per 100 grams of dry cereal).

CHILD MEAL PATTERN

Snack (Select two of the five components for a reimbursable snack)				
Food Components and Food Items ¹	Ages 1-2	Ages 3-5	Ages 6-12	Ages 13-18 ² (At-Risk After-School Programs and Emergency Shelters)
Fluid Milk³	4 fluid ounces	4 fluid ounces	8 fluid ounces	8 fluid ounces
Meat/Meat Alternates				
Lean meat, poultry, or fish	1/2 ounce	1/2 ounce	1 ounce	1 ounce
Tofu, soy product, or alternate protein products ⁴	1/2 ounce	1/2 ounce	1 ounce	1 ounce
Cheese	1/2 ounce	1/2 ounce	1 ounce	1 ounce
Large egg	1/2	1/2	1/2	1/2
Cooked dry beans or peas	1/8 cup	1/8 cup	1/4 cup	1/4 cup
Peanut butter or soy nut butter or other nut or seed butters	1 Tbsp	1 Tbsp	2 Tbsp	2 Tbsp
Yogurt, plain or flavored, unsweetened or sweetened ⁵	2 ounces or 1/4 cup	2 ounces or 1/4 cup	4 ounces or 1/2 cup	4 ounces or 1/2 cup
Peanuts, soy nuts, tree nuts, or seeds	1/2 ounce	1/2 ounce	1 ounce	1 ounce
Vegetables⁶	1/2 cup	1/2 cup	3/4 cup	3/4 cup
Fruits⁶	1/2 cup	1/2 cup	3/4 cup	3/4 cup
Grains (oz eq)⁷				
Whole grain-rich or enriched bread	1/2 oz eq	1/2 oz eq	1 oz eq	1 oz eq
Whole grain-rich or enriched bread product such as biscuit, roll, or muffin	1/2 oz eq	1/2 oz eq	1 oz eq	1 oz eq
Whole grain-rich, enriched or fortified cooked breakfast cereal ⁹ , cereal grain, and/or pasta	1/4 cup	1/4 cup	1/2 cup	1/2 cup
Whole grain-rich, enriched, or fortified ready-to-eat breakfast cereal (dry, cold) ⁸				
Flakes or rounds	1/2 cup	1/2 cup	1 cup	1 cup
Puffed cereal	3/4 cup	3/4 cup	1 1/4 cups	1 1/4 cups
Granola	1/8 cup	1/8 cup	1/4 cup	1/4 cup

- ¹ Select two of the five components for a reimbursable snack. Only one of the two components may be a beverage.
- ² Larger portion sizes than specified may need to be served to children aged 13 through 18 to meet their nutritional needs.
- ³ Must be unflavored whole milk for children aged one. Must be unflavored lowfat (1%) or unflavored fat-free (skim) milk for children aged two through five. Must be unflavored lowfat (1%), unflavored fat-free (skim) milk, flavored lowfat (1%), or flavored fat-free (skim) milk for children aged six and older.
- ⁴ Alternate protein products must meet the requirements in Appendix A to Part 226.
- ⁵ Yogurt must contain no more than 23 grams of total sugars per 6 ounces.
- ⁶ Pasteurized full-strength juice may only be used to meet the vegetable or fruit requirement at one meal, including snack, per day.
- ⁷ At least one serving per day, across all eating occasions, must be whole grain-rich. Grain-based desserts do not count toward meeting the Grains requirement.
- ⁸ Breakfast cereals must contain no more than 6 grams of sugar per dry ounce (no more than 21.2 grams sucrose and other sugars per 100 grams of dry cereal).

MILK

CACFP regulations require that to be eligible for reimbursement, each program participant's breakfast, lunch, or supper must include fluid milk.

Fluid Milk Basics

Ages and Milk Requirements

- Age 1 year:
 - Unflavored whole milk
- Ages 2-5 years:
 - Unflavored lowfat (1%)
 - Unflavored fat-free (skim)
- Ages 6 years and older
 - Unflavored lowfat (1%)
 - Unflavored fat-free (skim)
 - Flavored lowfat (1%)
 - Flavored fat-free (skim)

Flavored milk may be commercially prepared or flavored using syrup or flavored milk powders (includes flavored straws) using fat-free milk.

Nondairy Milk Substitute

- Nondairy milk substitutes that are nutritionally equivalent to cow's milk may be served to children or adults with special dietary needs.
- Nondairy beverages must meet the nutritional standards found in cow's milk as outlined in 7 CFR 226.20(g)(3).
- Parents, guardians, adult participants, or a person on behalf of the adult participant may request in writing that a nondairy milk substitute that meets the Nutrition Standards be served in place of milk.
- A medical statement signed by a state-recognized medical authority is only required for nondairy substitutions that, due to a disability, do not meet the Nutrition Standards of cow's milk as described in 7 CFR 226.20(g)(3).

Questions and Answers About Milk

1. If a participant cannot have milk, can I be reimbursed for breakfast and lunch?

Yes, you may be reimbursed if a child is unable to have milk for medical reasons or other special dietary needs when you obtain a written medical statement from a recognized medical authority or parent request stating that the participant should not be served milk. An appropriate substitution must be provided to the participant. Nondairy beverages offered as fluid milk substitutes must be nutritionally equivalent to milk and provide specific levels of calcium, protein, vitamins A and D, magnesium, phosphorus, potassium, riboflavin, and vitamin B₁₂. See the Milk Substitution Request Form on [page A-174](#).

2. If a participant cannot drink milk for religious or ethical reasons, can I be reimbursed for breakfast, lunch, or supper?

Children who do not consume milk for religious reasons must be covered by an exemption granted by the Department. Meals for Jewish participants have been granted an exemption from the service of fluid milk for lunches and dinners containing meat or poultry under FNS Instruction 783-13, Rev. 3. Please see this instruction for options and documentation requirements. The exemption requested (FNS Instruction 783-14, Rev. 1) for Seventh Day Adventist participants only covers the use of alternate protein products (APP) to meet the meat/meat alternate requirement. It is not an exemption from milk consumption. An exemption is not currently in place to exempt Muslim participants from other meal pattern requirements.

The religious exemptions cited above do not extend to ethical reasons such as vegetarian ethical dietary practices. Meals served without milk for ethical reasons are not reimbursable.

3. Can the milk used in the preparation of products such as puddings, cream sauces, and ice cream count toward the milk requirement?

No. Milk must be served as a beverage and/or poured over cereal in order to be credited toward the milk requirement.

4. Can milk be purchased directly from a farm?

Yes, as long as it is pasteurized fluid milk that meets state and local health standards. Also, it must include vitamins A and D at levels consistent with state and local standards.

5. Can commercial milkshakes be served to meet the milk requirement?

FNS Instruction 783-7, Rev. 1 permits the use of commercial milkshake powders added to fluid milk by the program operator; however, only the volume of fluid milk served is creditable toward the milk requirement. Since milkshakes tend to be filling, be aware that preschool children and some adult participants may not be able to consume sufficient quantities of milkshakes or, alternately, may choose not to consume other portions of the meal. This nutritional consideration should be a factor in your decision to serve milkshakes and under which circumstances.

6. Why is milk not permitted for children under 1 year of age and fat-free/lowfat/reduced-fat milk not recommended for children under 2 years of age?

Our regulations do not permit the use of cow's milk or evaporated milk before the age of 12 months. If whole milk is served prior to a child's first birthday, there must be a doctor's statement on file. This reflects the position of the American Academy of Pediatrics, which recommends that breast milk or iron-fortified formula be used for the entire first year.

Pediatric nutrition authorities agree that fat-free (skim) milk or lowfat milk should not be fed to children younger than aged 2. These milks contain insufficient quantities of fat (including linoleic acid) for children under aged 2.

NOTE: Refer to USDA FNS-425 CACFP Crediting Handbook Slightly Revised May 2023 under the Resource Library on the CACFP Web site for additional guidance.

EXAMPLE

MILK SUBSTITUTION REQUEST

Child's Name: Jude Johnson	Age: 4
-----------------------------------	---------------

My child cannot consume milk for the following reason(s):
Cultural

Signature of Parent/Guardian: Mrs. Johnson	Date: 10/3/YYYY
---	------------------------

INSTITUTION APPROVAL:	
Signature: Ima Fishul	Date: 10/5/YYYY

Nondairy Beverages

In the case of children who cannot consume fluid milk due to medical or other special dietary needs other than a disability, nondairy beverages may be served in lieu of fluid milk. Nondairy beverages must be nutritionally equivalent to milk and meet the Nutrient Standards found in cow's milk. Nondairy beverage nutrient requirements per cup include each of the following:

- Calcium 276 mg
- Protein 8 g
- Vitamin A 500 IU
- Vitamin D 100 IU
- Magnesium 24 mg
- Potassium 349 mg
- Phosphorus 222 mg
- Riboflavin 0.44 mg
- Vitamin B-12 1.1 mcg

Parents or guardians may now request in writing nondairy milk substitutions, as described above, without providing a medical statement. As an example, if a parent has a child who follows a vegan diet, the parent can submit a written request of the child's caretaker asking that a milk substitution be served in lieu of cow's milk. The written request must identify the medical or other special dietary need that restricts the diet of the child. **Such substitutions are at the option and the expense of the facility.** The requirements related to milk or food substitutions for a participant who has a medical disability and who submits a medical statement signed by a state-recognized medical authority remain unchanged.

MEAT/MEAT ALTERNATES

CACFP regulations require that each meal where meat/meat alternate is served, the required serving is specified in the meal patterns. .

Meat/meat alternates may replace the entire grains component at breakfast a maximum of three times per week.

Meat/Meat Alternates Basics

Meat

- Meat options include lean meat, poultry, or fish.
- The creditable quantity of meat/meat alternates must be the edible portion.
- Lunch meats are only creditable if they can be found in the USDA Food Buying Guide (FBG) and the label on the pack” (AP) column of the FBG, or a CN Label/Product Formulation Statement can be obtained for the product. If the lunch meat does not meet one of those criteria, meals containing lunch meat may be disallowed during a review.

Meat Alternates

- Meat alternates such as cheese, eggs, yogurt, and nut butters may be used to meet all or a portion of the meat/meat alternates component.

Beans and Peas (Legumes)

- Cooked dry beans and peas may be used to meet all or part of the meat/meat alternates component. Beans and peas include black beans, garbanzo beans, lentils, kidney beans, mature lima beans, navy beans, pinto beans, and split peas.
- Beans and peas may be credited as either a meat alternate or as a vegetable, but not as both in the same meal.

Nuts, Seeds, and Nut Butters

- For lunch and supper, nuts and seeds may be used to meet half (1/2) of the meat/meat alternates component. They must be combined with other meat/meat alternates to meet the full requirement for a reimbursable meal.
- Nut and seed butter may be used to meet the entire meat/meat alternates requirement.
- Nut and seed meal or flour may be used only if they meet the requirements for alternate protein products.
- Acorns, chestnuts, and coconuts are noncreditable meat alternates because of their own protein and iron content.

Tofu and Soy Products

- Commercial tofu may be used to meet all or part of the meat/meat alternates component in accordance with FNS guidance.
- Noncommercial and nonstandardized tofu and soy products are not creditable.
- Commercial tofu must be easily recognized as a meat substitute. For example, tofu sausage would credit as a meat substitute because it is easily recognized as a meat. However, tofu noodles would not credit as a meat substitute because it looks like a grain instead of a meat.
- Commercial tofu or soy products must contain 5 grams of protein per 2.2 ounces (1/4 cup) to equal 1 ounce of the meat/meat alternate.

Yogurt

- Yogurt may be plain or flavored, unsweetened or sweetened.
- Yogurt must contain no more than 23 grams of total sugars per 6 ounces.
- Noncommercial or nonstandardized yogurt products are not creditable food items. Some common examples include frozen yogurt, drinkable yogurt products, homemade yogurt, yogurt bars, and yogurt-covered fruit or nuts.
- There are many types of yogurt that meet this requirement. It is easy to find them by using the Nutrition Facts label and following the steps below:.

1	Use the Nutrition Facts label to find the Serving Size , in ounces (oz) or grams (g), of the yogurt.
2	Find the Sugars line. Look at the number of grams next to Sugars.
3	Use the serving size identified in Step 1 to find the serving size of your yogurt in the table below.

Serving Size* Ounces (oz)	Serving Size Grams (g) (Use when the serving size is not listed in ounces)	Sugars Grams (g)
If the serving size is:		Sugars must not be more than:
2.25 oz	64 g	9 g
3.5 oz	99 g	13 g
4 oz	113 g	15 g
5.3 oz	150 g	20 g
6 oz	170 g	23 g
8 oz	227 g	31 g
4	In the table, look at the number to the right of the serving size amount under the <i>Sugars</i> column. <i>If your yogurt has that amount of sugar or less, the yogurt meets the sugar requirement.</i>	

Nutrition Facts	
Serving Size 8 oz (227 g)	
Servings about 4	
Amount Per Serving	
Calories 130	Calories from Fat 20
% Daily Value*	
Total Fat 2g	3%
Saturated Fat 1.5g	8%
Trans Fat 0g	
Cholesterol 10mg	3%
Potassium 400mg	1%
Sodium 160mg	7%
Total Carbohydrate 21g	7%
Dietary Fiber 4g	17%
Sugars 9g	
Protein 10g	
Vitamin A 6%	Vitamin C 4%
Calcium 35%	Iron 0%
Vitamin D 6%	

TEST YOURSELF:

Does the yogurt above meet the sugar requirement?

Serving Size: 8

Sugars: 9

Yes No

SUGAR LIMITS IN YOGURT

Serving Size Ounces (oz)	Serving Size Grams (g) (Use when the serving size is not listed in ounces)	Sugars
If the serving size is:		Sugar must not be more than:
1 oz	28 g	0-4 g
1.25 oz	35 g	0-5 g
1.5 oz	43 g	0-6 g
1.75 oz	50 g	0-7 g
2 oz	57 g	0-8 g
2.25 oz	64 g	0-9 g
2.5 oz	78 g	0-10 g
2.75 oz	85 g	0-11 g
3 oz	85 g	0-11 g
3.25 oz	92 g	0-12 g
3.5 oz	99 g	0-13 g
3.75 oz	106 g	0-14 g
4 oz	113 g	0-15 g
4.25 oz	120 g	0-16 g
4.5 oz	128 g	0-17 g
4.75 oz	135 g	0-18 g
5 oz	142 g	0-19 g
5.25 oz	149 g	0-20 g
5.3 oz	150 g	0-20 g
5.5 oz	156 g	0-21 g
5.75 oz	163 g	0-22 g
6 oz	170 g	0-23 g
6.25 oz	177 g	0-24 g
6.5 oz	184 g	0-25 g
6.75 oz	191 g	0-26 g
7 oz	198 g	0-27 g
7.25 oz	206 g	0-28 g
7.5 oz	213 g	0-29 g
7.75 oz	220 g	0-30 g
8 oz	227 g	0-31 g

Meat/Meat Alternates Questions and Answers

1. Why are nuts, seeds, and nut/seed butters allowed as meat alternates?

Peanut butter has always been included as a meat alternate in the CNP because of its high protein content. Other nut and seed butters have become available and are also now creditable. Food consumption habits and preferences are influenced by many cultural, ethnic, economic, religious, and environmental factors. The use of these products as a meat alternate reflects current food consumption habits and nutrition information. ***Nuts are not recommended for children under aged three because choking may occur. Please also be aware that some individuals may have food intolerances or allergies to these foods.***

2. Are grated Romano and Parmesan cheeses creditable?

Yes; however, small amounts of these cheeses, when used as a garnish, a seasoning, or in a breading, should not be counted toward the meat/meat alternate requirement. For both Romano and Parmesan cheeses, 3/8 cup provides 1 ounce of meat alternate.

3. Can pizza be credited as a meat/meat alternate?

Yes. Meats, cheeses, or other meat alternates on a pizza are creditable toward the meat/meat alternate requirement. The weights of the sauce, vegetables, and crust may contribute toward the vegetable/fruit and grains/breads requirements. Pizza should be either homemade with a standardized recipe on file, CN-labeled, or have a Product Formulation Statement that is signed by an authorized company representative (not a sales person).

4. Can vegetarian meals be served in the CACFP?

Yes; however, these foods must meet meal pattern requirements. Examples of acceptable vegetarian meal alternates for the CACFP include natural and processed cheese, cheese foods, cheese spreads, cottage cheese, eggs, yogurt, cooked dry beans and peas, mustard seeds, nut and seed butters, or any combination of these. In planning for the use of products containing APPs, purchase CN-labeled products or contact your State agency for crediting information. Remember that some participants may have allergies to certain ingredients, so the identification of products containing APP is critical.

5. We have several participants who attend our center who cannot eat certain foods because of religious reasons. Can we claim these participants on the food program?

Yes. Substitutions may be made to accommodate religious dietary restrictions within existing meal pattern requirements. Please refer to FNS Instructions 783-13, Rev. 3, and 783-14, Rev. 1.

6. Must yogurt be offered in 4-oz portions in order to be credited?

Although yogurt is credited at a ratio of 4 ounces of yogurt to 1 ounce of meat alternate, this does not mean that programs are limited to offering yogurt in 4-oz or 8-oz servings.

7. What is the smallest amount of yogurt that may be credited toward the meat/meat alternate requirement?

Meal planners may use their discretion to vary the portion sizes in the reimbursable meal in a range from 2 ounces (credited as 1/2 ounce of meat alternate) to 8 ounces (credited as 2 ounces meat alternate).

8. How are cups of commercially prepared yogurt containing fruit credited? Does the volume of fruit have to be subtracted from the total weight of the containers?

Commercially prepared fruit and nonfruited yogurt products receive full crediting toward the meat/meat alternate required based on the portion size by weight/volume in the carton (i.e., 4 ounces of fruit or nonfruited yogurt fulfill the equivalent of 1 ounce of meat/meat alternate). It should be noted that the fruit in yogurt may be credited only when the provider adds sufficient quantities of fresh, frozen, or canned fruit to commercial yogurt.

9. Chicken nuggets, hot dog nuggets, and fish sticks are very popular in our center. How many nuggets or sticks should we serve to meet requirements?

These products vary in size and in the amount of meat and breading or batter used. Some states or sponsors may require the use of CN-labeled products for these foods. Check with your State agency in this regard. If a CN label is not required, obtain a Product Formulation Statement to determine the number of pieces per serving and document that portions meet requirements. This formation should be maintained on file and is especially important when serving novelty-shaped products.

10. We would like to use items containing APP for our children who do not choose to eat meat. We want to use products that meet regulatory requirements and provide the documentation needed to support our production records. Do you have guidance in this area?

Many vegetarian products are CN-labeled and should be documented in the same way as any other CN-labeled product. If the product does not have a CN label, you will need to obtain a manufacturer's Product Formulation Statement.

VEGETABLES AND FRUITS

A reimbursable breakfast shall contain a serving of vegetable(s) or fruit(s), full-strength vegetable or fruit juice, or an equivalent quantity of any combination of these foods.

Two Vegetables at Lunch and Supper

Two vegetables can be served at lunch and supper rather than a serving of vegetables and a serving of fruit. The entire fruit component at lunch and supper may be substituted by a vegetable. When two vegetables are served at lunch or supper, they must be two different kinds of vegetables. Please note that vegetables do not need to be from different vegetable subgroups (e.g., dark green vegetables, red and orange vegetables, starchy vegetables, beans and peas [legumes], or other vegetables).

Vegetable and Fruit Basics

Vegetables

- Vegetables may be served fresh, frozen, canned, or as 100 percent pasteurized vegetable juice.
- Pasteurized, 100 percent vegetable juice (or fruit juice) may be served at only one meal, including snacks, per day.
- Cooked dry beans and peas may credit as either a vegetable or as a meat alternate, but not as both in the same meal.
- A vegetable may be used to meet the entire fruit requirement at lunch and supper. When two vegetables are served at lunch or supper, two different types of vegetables must be served.
- When crediting vegetables, they are credited based on volume, except 1 cup raw leafy greens credits as 1/2 cup vegetable.

Fruits

- Fruits may be served fresh, frozen, canned, dried, or as 100 percent pasteurized fruit juice.
- Pasteurized, full-strength, 100 percent fruit juice (or vegetable juice) may be served at one meal, including snack meals, per day.
- When crediting fruits, they are credited based on volume, except 1/4 cup of dried fruit counts as 1/2 cup of fruit.

Vegetables and fruits are credited as served. A minimum of 1/8 cup vegetable/fruit per serving is required. Small amounts (less than 1/8 cup) of fruits and vegetables used for flavorings or optional ingredients, such as garnishes, may not be counted to meet the vegetable/fruit requirement. Condiments and seasonings are not creditable food items; they serve as extras to enhance the acceptability of the meal.

Vegetables or fruits served as a combination item (e.g., fruit cocktail, succotash, peas and carrots, mixed vegetables, and vegetables used in soups and stews) may be credited to meet only one of the two required items for lunch and supper.

No home-canned fruit or vegetable products are allowed for service in the CACFP because of health and safety reasons.

Snack chips such as banana, fruit, vegetable, and potato chips may not be credited as a fruit or vegetable. However, 100 percent dried fruits or vegetables are creditable based on the volume served. See the *Food-Buying Guide*. Please keep in mind that young children—especially aged 2 to 3 years—are at risk of choking on these foods. *Always supervise participants during meals and snacks.*

Questions and Answers About Vegetables/Fruits

(Memo CACFP 09-2017)

1. What type of *whole* vegetable or fruit would be appropriate for infants aged 6 through 11 months?

It is essential for child care providers and parents or guardians to communicate regularly about the readiness of an infant to accept solid foods. Clear communication will help providers choose the specific foods to introduce and facilitate consistency between the home and child care setting during this period of rapid change. Once an infant is developmentally ready to accept solid foods, some examples of vegetables and fruit that can be served include:

- Commercially prepared baby food such as: green beans, green peas, squash, sweet potatoes, carrots, beets, spinach, applesauce, apricots, bananas, peaches, pears, and plums.
- Home-prepared vegetables (cooked and processed to the appropriate texture) such as: avocado, broccoli, cabbage, cauliflower, green beans, green peas, kohlrabi, plantain, potatoes, summer or winter squash, and sweet potatoes.
- Home-prepared fruits (which can be mashed after peeling if ripe and soft) such as: apricots, bananas, cantaloupe, mango, melon, nectarines, papaya, peaches, pears, and plums.

The term *whole* refers to all fresh, frozen, canned, and dried fruits and vegetables, rather than juice. For infants consuming solid foods, these whole vegetables and fruits must be cooked and processed as needed to the appropriate texture for their developmental stage. More guidance is available in *Feeding Infants: A Guide for Use in the Child Nutrition Programs* (<http://www.fns.usda.gov/tn/feeding-infants-guide-use-child-nutrition-programs>).

2. Can two servings of broccoli be served at lunch to fulfill the vegetable component and fruit component?

No, two servings of broccoli to meet the vegetable component and fruit component would not be reimbursable under the updated lunch and supper child and adult meal patterns. While centers and day care homes may serve two servings of vegetables at lunch and supper, the two servings of vegetables must be different.

The two servings of vegetables do not need to be from different subgroups (e.g., dark green vegetables, red and orange vegetables, starchy vegetables, beans and peas [legumes], or other vegetables). For example, a lunch or dinner with a serving of carrots and a serving of red peppers (both red and orange vegetables) would be allowable. Although serving vegetables from different subgroups is not a requirement in CACFP, offering a variety of vegetables can help improve the overall nutritional quality of the meals served to participants.

3. Is a tomato a fruit or a vegetable? What about an avocado?

Both tomatoes and avocados are considered vegetables. CACFP centers and day care homes can refer to the *Food-Buying Guide for School Meal Programs* (<http://www.fns.usda.gov/tn/food-buying-guide-school-meal-programs>), which provides a list of creditable vegetables

and a list of creditable fruit.

CACFP centers may also reference ChooseMyPlate.gov to determine if a food is a vegetable or a fruit. The Web site includes a list of vegetables, including vegetable subgroups, and a list of fruits. CACFP centers should work with their sponsor or State agency, as appropriate, when they have questions about the crediting of foods.

4. How do raw leafy greens contribute to the vegetable component? Similarly, how does dried fruit contribute to the fruit component?

One cup of leafy greens (e.g., lettuce, raw spinach) counts as 1/2 cup of vegetables and 1/4 cup dried fruit counts as 1/2 cup of fruit under the updated CACFP meal patterns.

5. With separate vegetable and fruit components at lunch, supper, and snack in the updated CACFP meal patterns, how do food items that are mixtures of vegetables and fruit, such as carrot-raisin salad, credit?

Food items that are mixtures of vegetables and fruits, such as a carrot-raisin salad, can only credit toward the vegetable component **OR** the fruit component, not both, at lunch, supper, and snack. For a mixed food item to credit toward the vegetable component or fruit component, it must contain at least 1/8 cup vegetable or fruit per serving.

6. May food ingredients that are unrecognizable contribute to meal pattern requirements (for example, carrots pureed in a sauce for macaroni and cheese)?

Pureed vegetables or fruits may contribute to the CACFP meal pattern requirements as long as the dish also provides an adequate amount (1/8 cup) of recognizable, creditable fruits or vegetables. If the dish does not contain at least 1/8 cup of a recognizable component, then the blended foods do not contribute to the meal requirements. Therefore, in the carrots and mac and cheese scenario, the pureed or mashed carrots can count toward the vegetable/fruit component if there is at least 1/8 cup of another recognizable vegetable or fruit in the dish.

7. How should vegetables, fruits, or other foods not listed in the Food-Buying Guide be credited?

Foods not listed in the Food-Buying Guide may be served in CACFP. If a food is served as part of a reimbursable meal but not listed in the Food-Buying Guide, the yield information of a similar food or in-house yield may be used to determine the contribution toward meal pattern requirements with State agency approval.

8. What meal would be disallowed if a center provides juice at lunch and snack?

If juice is served more than once a day, the meal with the lowest reimbursement rate in which juice was served is disallowed. In this example, snack would be disallowed because it is the meal with the lower reimbursement rate.

9. Can a 100 percent fruit and vegetable juice blend be served to fulfill both the vegetable component and the fruit component?

One hundred percent fruit and vegetable juice blends are allowable in CACFP, but they cannot fulfill both the vegetable component and fruit component in the same meal. A 100-percent fruit and vegetable blend may contribute to the fruit component when fruit juice or puree is the most prominent ingredient; and a 100 percent fruit and vegetable blend may contribute to the vegetable component when vegetable juice or puree is the most prominent ingredient. Keep in mind that fruit or vegetable juice may not be served to infants and may only be served once per day to children aged 1 year and older and adults

VEGETABLES AND FRUITS

Serving Size and Yield for Selected Fresh Vegetables and Fruits

Please note that the serving sizes and yields are approximate. This chart is intended as a reference only. These serving sizes are listed in the *Food-Buying Guide*. Double check to ensure that your portion sizes meet meal pattern requirements.

Vegetable	Serving Size and Yield
Carrot Sticks	1 stick is 4 inches long and 1/2 inch wide • 3 sticks = 1/4 cup
Cauliflower	1 medium head = about 6 cups florets • Serving = 1/4 cup cooked or raw florets
Celery Sticks	1 stick is 4 inches long and 3/4 inch wide • 3 sticks = 1/4 cup
Cucumber Sticks Pared or Unpared	1 stick = 3 inches long and 3/4 inch wide; 1 cucumber = 12 sticks • 3 sticks = 1/4 cup
Radishes	7 radishes (small) = 1/4 cup
Cherry Tomatoes	• 5 half cherry tomatoes = 1/4 cup • 3 whole cherry tomatoes = 1/4 cup

GRAINS AND BREADS

Breads or grain products must be included with all meals. Breads and grains served must be made primarily of whole-grain, enriched, or fortified flour or meal. When trying to determine if a product is whole-grain, look for the word “whole” (whole wheat, whole corn, etc) in the first ingredient listed on the food package.

Examples of grains and breads

- **Enriched breads, cereals, pasta**
Bagels, cornbread, grits, crackers, pasta, corn muffins, noodles, pita bread, ready-to-eat cereal, white bread, rolls, corn tortillas
- **Whole Grain breads, cereals, pasta**
Brown rice, whole corn tortilla chips, whole-grain rye bread, whole-grain ready-to-eat cereal, whole-wheat pasta, whole-grain crackers, whole-wheat bread, whole-wheat rolls, whole-wheat tortillas

Grain Basics

Whole Grain-Rich Items

- At least one serving of grains per day must be whole grain-rich.
- Whole grain-rich foods are those that contain 100 percent whole grains or at least 50 percent whole grains, and the remaining grains in the food are enriched.
- Common and usual names for whole grains include:
 - Whole listed before grain (e.g., whole wheat and whole corn)
 - Berries or groats
 - Rolled oats and oatmeal

Grain-Based Desserts

- Grain-based desserts do not count toward the grains requirement.
- Grain-based desserts are identified in Exhibit A in the memorandum CACFP-02-2017 *Grains Requirements in the Child and Adult Care Food Program; Questions and Answers*

Allowable Grain Items in CACFP

- Banana bread, zucchini bread, and other quick breads
- Belvita Biscuits
- Cereals that meet the sugar limit and are whole grain-rich, enriched, and/or fortified
- Cornbread
- Crackers, all types
- French toast
- Muffins
- Pancakes
- Pie crust of savory pies, such as vegetable pot pie and quiche
- Plain croissants
- Plain or savory pita chips
- Quick Breads such as banana bread, zucchini bread, etc.

- Savory biscotti, such as those made with cheese, vegetables, herbs, etc.
- Savory bread pudding, such as those made with cheese, vegetables, herbs, etc.
- Savory rice pudding, such as those made with cheese, vegetables, herbs, etc.
- Savory scones, such as those made with cheese, vegetables, herbs, etc.
- Teething biscuits, crackers, and toast
- Waffles

Grain-Based Desserts

- Grain-based desserts do not count toward the grains requirement.
- Grain-based desserts are identified in Exhibit A in the memorandum CACFP-02-2017 *Grains Requirements in the Child and Adult Care Food Program; Questions and Answers*
- The following grain-based desserts are not allowed:
 - Brownies
 - Belvita Biscuits
 - Cakes, including coffee and cupcakes
 - Cereal bars, breakfast bars, muffin bars and granola bars
 - Cookies, including vanilla wafers
 - Doughnuts, any kind
 - Fig rolls/bars/cookies and other fruit-filled rolls/bars/cookies
 - Gingerbread
 - Sweet pie crusts of desserts pies, cobblers, and fruit turnover
 - Sweet bread puddings
 - Sweet biscotti, such as those made with fruits, icing, and chocolate
 - Sweet croissants, such as chocolate-filled
 - Sweet pita chips, such as cinnamon-sugar flavored
 - Sweet rice pudding
 - Sweet roll, including cinnamon rolls
 - Sweet scones, such as those made with fruits, icing, and chocolate
 - Toaster pastries, such as pop-tarts

Breakfast Cereals

- Breakfast cereals include ready-to-eat, instant, and regular hot cereals.
- Breakfast cereals must contain no more than 6 grams of sugar per dry ounce (no more than 21.2 grams of sucrose and other sugars per 100 grams of dry cereal).
- Institutions may use any WIC-approved breakfast cereals. See link below for approved WIC cereals.
 - <https://www.ok.gov/health2/documents/2015%20Oklahoma%20Unified%20WIC%20Approved%20Food%20Card.pdf>
- You can also find cereals that meet the requirement using the Nutrition Facts label and by following the steps below:

1	Use the Nutrition Facts label to find the Serving Size , in ounces (oz) or grams (g), of the cereal.
2	Find the Sugars line. Look at the number of g next to Sugars.
3	Use the serving size identified in Step 1 to find the serving size of your cereal in the table below.

Serving Size	Sugars
If the serving size is:	Sugars cannot be more than:
12-16 grams	3 grams
26-30 grams	6 grams
31-35 grams	7 grams
45-49 grams	10 grams
55-58 grams	12 grams
59-63 grams	13 grams
74-77 grams	16 grams

4	In the table, look at the number to the right of the serving size amount under the <i>Sugars</i> column. <i>If your cereal has that amount of sugar, or less, your cereal meets the sugar requirement.</i>
----------	---

YUMMY BRAND CEREAL

Nutrition Facts		
Serving Size 3/4 cup (30g)		
Servings Per Container about 15		
Amount Per Serving	Cereal	With 1% cup skim milk
Calories 100	100	140
Calories from Fat	5	5
% Daily Value*		
Total Fat 0.5g	1%	1%
Saturated Fat 0g	0%	0%
Trans Fat 0g		
Polyunsaturated Fat 0g		
Monounsaturated Fat 0g		
Cholesterol 0mg	0%	1%
Potassium 90mg	3%	8%
Sodium 140mg	6%	9%
Total Carbohydrate 22g	7%	9%
Dietary Fiber 3g	11%	11%
Sugars 5g		
Other Carbohydrate 14g		
Protein 140mg		

TEST YOURSELF:

Does the cereal above meet the sugar requirement?

Serving Size: 30g

Sugars: 5

Yes No

SUGAR LIMITS IN CEREAL

If the serving size is:	Sugars cannot be more than:
8-11 grams	0-2 grams
12-16 grams	0-3 grams
17-21 grams	0-4 grams
22-25 grams	0-5 grams
36-30 grams	0-6 grams
31-35 grams	0-7 grams
26-40 grams	0-8 grams
41-44 grams	0-9 grams
45-49 grams	0-10 grams
50-54 grams	0-11 grams
55-58 grams	0-12 grams
59-63 grams	0-13 grams
64-68 grams	0-14 grams
69-73 grams	0-15 grams
74-77 grams	0-16 grams
78-82 grams	0-17 grams
83-87 grams	0-18 grams
88-91 grams	0-19 grams
92-96 grams	0-20 grams
97-100 grams	0-21 grams

Identifying Whole Grains

Whole grains consist of the entire cereal grain seed or kernel. The kernel has three parts—the bran, the germ, and the endosperm. Usually, the kernel is cracked, crushed, or flaked during the milling process. If the finished product retains the same relative proportions of bran, germ, and endosperm as the original grain, it is considered a whole grain.

When looking for whole grain-rich foods, there are some key terms to remember to ensure you purchase just what you need.

- The word *whole* listed before a grain; for example, *whole* corn.
- The words *berries* and *groats* are also used to designate whole grains; for example, wheat berries or oat groats.
- Rolled oats and oatmeal (including old-fashioned, quick-cooking, and instant oatmeal).

Identifying Whole Grain-Rich Foods

There are two key ways for identifying whole grain-rich foods

1. Whole grains are the primary ingredient by weight.

Nonmixed Dishes

- Breads, cereals, and other nonmixed dishes: A whole grain is listed as the first ingredient on the product's ingredient list or second after water. Some examples of whole grain-rich ingredients are whole wheat, brown rice or wild rice, oatmeal, bulgur, whole-grain corn, and quinoa.

When a whole grain is not listed as the first ingredient, the primary ingredient by weight may be whole grains if there are multiple whole-grain ingredients and the combined weight of those whole grains is more than the weight of the other ingredients.

Multiple Ingredients Example

A bread may be made with three grain ingredients:
—Enriched wheat bread (40 percent of grain weight)
—Whole-wheat flour (30 percent of grain weight)
—Whole oats (30 percent of grain weight)

This bread could meet the whole grain-rich criteria with proper documentation from the manufacturer or a recipe for food prepared by a CACFP operator because the combined weight of the two whole-grain ingredients (whole wheat and whole oats) is greater (60 percent) than the enriched wheat flour (40 percent), even though the enriched wheat flour may be listed first on the ingredient list. All grains in the food that are not whole-grain must be enriched (e.g., enriched flour).

Mixed Dishes

- Pizza, burritos, and other mixed dishes: A whole grain is the first grain ingredient listed on the product's ingredient list or multiple whole grains are the primary grain ingredient by weight. Proper documentation from the manufacturer or a recipe for foods prepared by a CACFP operator is used as the basis for calculating whether the total weight of the whole-grain ingredients is higher than the total weight of the grain

ingredients that are not whole grain. All grains in the food that are not whole grain must be enriched (e.g., enriched flour).

2. The product includes one of the following FDA-approved whole-grain health claims on the food products packaging.
 - Diets rich in whole-grain foods and other plant foods and low in total fat, saturated fat, and cholesterol may reduce the risk of heart disease and some cancers.

OR

- Diets rich in whole-grain foods and other plant foods and low in saturated fat and cholesterol may help reduce the risk of heart disease.

Identifying Whole Grains on the Food Label

A whole-grain food either has whole grains listed as the primary ingredient by weight or has whole grains as the primary grain ingredient. Many recipes can easily be identified as whole-grain if the heaviest grain ingredient is made from whole grain.

Ideas for Adding Whole Grains to Menus in Child Nutrition Programs

- Whole-grain ready-to-eat cereals
- Whole-grain cooked breakfast cereals
- Granola made from whole grains
- Whole-grain cereal granola bars
- Whole-grain pancakes or waffles
- Whole-grain bagels or muffins
- Whole-wheat breads, rolls, or buns
- Other whole-grain breads, rolls, or buns
- Whole-grain tortillas, taco shells
- Whole-grain chips/pretzels
- Whole-grain pita pockets
- Whole-grain cornbread
- Whole-grain crackers
- Whole-grain side dishes; e.g., brown rice, wild rice, cracked wheat, whole-grain bulgur or barley, whole specialty grains
- Whole-wheat pasta such as macaroni, spaghetti, vermicelli, or whole-grain noodles
- Whole-grain salads (cracked wheat, whole-grain bulgur, whole specialty grains)
- Soba noodles (with whole buckwheat flour as primary ingredient)

Acceptable Forms of Documentation for Items That Are Whole Grain-Rich

In order to document that the grain items served meet whole grain-rich criteria, maintain one or more of the following types of documentation on file:

- The ingredient’s list from a product package that shows a whole grain as the primary ingredient by weight.
- A copy of a food label displaying one of the FDA’s whole-grain health claims.
- USDA-authorized CN labels for entrée items that include grains.
- A customized Product Formulation Statement on manufacturer letterhead. Sample product formulation templates for grain products can be accessed through the CN labeling Web site at <http://bit.ly/2IBLscY>.
- A recipe that includes the ingredients and ingredient amounts by weight and volume.
- USDA Foods Fact Sheet (applicable for USDA Foods indicated as meeting the whole grain-rich criteria. Please note that fact sheets must be accompanied by acceptable manufacturer documentation if it is not clear that the item meets whole grain-rich criteria. You can access the fact sheets at <https://whatscooking.fns.usda.gov/fdd/household-material-fact-sheets>.

Whole Grain-Rich Foods and Disallowed Meals

Each day, one whole grain-rich food must be served. **When whole grain-rich foods are not served in a given day, the meal (or snack) that contained a grain with the lowest reimbursement will be disallowed** as illustrated in the examples below:

Tuesday’s Menu	
Breakfast	Banana slices Multigrain waffle Milk
Lunch	Chicken stir-fry Broccoli Carrots White rice Milk
Snack	Yogurt Apple slices Water



Tuesday’s menu does not contain a whole grain-rich food, and a grain was not served during Snack.

Therefore, the Breakfast meal is disallowed because it is the meal with the lowest reimbursement.

Friday’s Menu	
Breakfast	Diced peaches Blueberry pancake Milk
Lunch	Macaroni and cheese Cornbread Okra Tropical fruit Milk
Snack	Cheddar cheese slices Crackers Water

Friday’s menu does not contain a whole grain-rich food.

Therefore, the Snack meal is disallowed because it is the meal with the lowest reimbursement.



LIST OF WHOLE GRAINS

While this list is extensive, it is *NOT* comprehensive and therefore may not contain all possible representations of whole-grain ingredient names on food labels.

WHEAT (RED)—The Most Common Kind of Wheat in the United States

- wheat berries
- whole-grain wheat
- cracked wheat or crushed wheat
- whole-wheat flour
- bromated whole-wheat flour
- stone ground whole-wheat flour
- toasted, crushed whole wheat
- whole-wheat pastry flour
- entire wheat flour
- whole durum flour
- whole durum wheat flour
- whole-wheat flakes
- sprouted wheat
- sprouted wheat berries
- bulgur (cracked wheat)
- whole bulgur
- whole-grain bulgur

WHEAT (WHITE)

- whole white flour
- whole white-wheat flour

OATS

- whole oats
- oat groats
- oatmeal or instant oatmeal
- rolled oats
- whole-oat flour
- steel cut oats
- quick cooking oats
- old-fashion oats

BARLEY

- whole barley
- whole-grain barley
- whole barley flakes
- whole barley flour
- whole-grain barley flour
- dehulled barley
- dehulled barley flour

CORN

- whole corn
- whole-corn flour
- whole-grain corn flour
- whole-grain cornmeal or whole cornmeal
- whole-grain grits
- popcorn
- nixtamalized corn
- ground corn treated with Lime
- hominy or hominy grits
- corn masa
- masa harnia

BROWN RICE

- brown rice
- brown-rice flour

WILD RICE

- wild rice
- wild-rice flour

RYE

- whole rye
- rye berries
- whole-rye flour
- whole-rye flakes
- rye groats

LESS COMMON GRAINS:

- sprouted einkorn, whole grain einkorn flour or sprouted einkorn
- Kamut®
- emmer (farro)
- teff or teff flour
- triticale or triticale flour
- spelt berries or sprouted spelt
- buckwheat, sprouted buckwheat, buckwheat groats, or buckwheat flour
- amaranth or amarath flour
- sorghum (milo) or sorghum flour
- millet or millet flour
- quinoa
- graham flour

DETERMINING NUMBER OF SERVINGS AVAILABLE IN GRAINS/BREADS RECIPES

Frequently, institutions will prepare bread/bread alternate food items using recipes. In lieu of using the minimum serving sizes, the contribution of a grains/bread in a recipe may be calculated determine the number of grains/breads servings the recipe provides. The crediting of a food item as a grains/breads serving is determined by the total amount of enriched or whole-grain meal and/or flour in the recipe divided by the number of servings the recipe yields.

1 bread serving = 16 grams of enriched or whole-grain flour.

1/2 bread serving = 8 grams of enriched or whole-grain flour.

WEIGHTS OF COMMONLY USED GRAINS	
<i>Food items (weight of 1 cup)</i>	<i>Grams</i>
Bran	
Oat, dry	92
Wheat, crude	58
Cornmeal	122
Flour, rice	
Brown	158
White	158
Flour, rye	
Dark	128
Light	101
Flour, wheat	
All-purpose, unsifted	125
All-purpose, sifted	116
Bread, unsifted	130
Bread, sifted	117
Self-rising, unsifted	131
Self-rising, sifted	106
Whole-wheat	120
Oats, quick (not instant)	
Uncooked	81
Cooked	246
Rice, white enriched	
Instant, ready-to-serve, cooked	165
Long grain, raw	185
Long grain, cooked	205
Parboiled, raw	185
Parboiled, cooked	175
Wheat germ	115

To determine the number of creditable grains/breads servings that are available, use your recipe and the grains/gram equivalent from *WEIGHTS OF COMMONLY USED GRAINS CHART*.

STEP 1:

$$\underline{\hspace{2cm}} \text{ Cup} \times \underline{\hspace{2cm}} \text{ grams/cup} = \underline{\hspace{2cm}}$$

Total grams

$$\underline{\hspace{2cm}} \text{ Cup} \times \underline{\hspace{2cm}} \text{ grams/cup} = \underline{\hspace{2cm}}$$

Total grams

$$\underline{\hspace{2cm}} \text{ Cup} \times \underline{\hspace{2cm}} \text{ grams/cup} = \underline{\hspace{2cm}}$$

Total grams

$$\text{ADD ALL TOTAL GRAMS} = \underline{\hspace{2cm}}$$

TOTAL GRAMS

STEP 2:

How many 1/2 grains servings does this recipe have?

$$\underline{\hspace{2cm}} \text{ TOTAL GRAMS} \text{ Divide by } \mathbf{8} = \underline{\hspace{2cm}}$$

1/2 servings

OR

How many 1 grains servings does this recipe have?

$$\underline{\hspace{2cm}} \text{ TOTAL GRAMS} \text{ Divide by } \mathbf{16} = \underline{\hspace{2cm}}$$

1 servings

CACFP GRAINS CHART

Exhibit A—Grains for Child Nutrition Programs^{1,2}

GROUP A	MINIMUM SERVING SIZE FOR GROUP A
<ul style="list-style-type: none"> •Bread-type coating •Breadsticks (hard) •Chow mein noodles •Croutons •Pretzels (hard) •Savory crackers (saltines and snack crackers) •Stuffing (dry) <p>NOTE: Weights apply to bread in stuffing.</p>	<p>1 oz eq = 22 gm or 0.8 oz 3/4 oz eq = 17 gm or 0.6 oz 1/2 oz eq = 11 gm or 0.4 oz 1/4 oz eq = 6 gm or 0.2 oz</p>
GROUP B	MINIMUM SERVING SIZE FOR GROUP B
<ul style="list-style-type: none"> •Bagels •Batter-type coating •Biscuits •Breads (white, wheat, whole-wheat, French, Italian) •Buns (hamburger and hot dog) •Egg roll skins •English muffins •Pita bread (white, wheat, whole-wheat) •Pizza crust •Pretzels (soft) •Rolls (white, wheat, whole-wheat, potato) •Sweet crackers (graham crackers—all shapes, animal crackers) •Tortillas (wheat or corn) •Tortilla chips (wheat or corn) •Taco shells 	<p>1 oz eq = 28 gm or 1.0 oz 3/4 oz eq = 21 gm or 0.75 oz 1/2 oz eq = 14 gm or 0.5 oz 1/4 oz eq = 7 gm or 0.25 oz</p>
GROUP C	MINIMUM SERVING SIZE FOR GROUP C
<ul style="list-style-type: none"> •Cookies³ (plain, includes vanilla wafers) •Cornbread •Corn muffins •Croissants •Pancakes •Pie crust (dessert pies³, fruit turnovers³, cobbler³, and meat meat alternate pies) •Waffles 	<p>1 oz eq = 34 gm or 1.2 oz 3/4 oz eq = 26 gm or 0.9 oz 1/2 oz eq = 17 gm or 0.6 oz 1/4 oz eq = 9 gm or 0.3 oz</p>

¹ Under the CACFP, the following foods are whole grain or enriched or made with enriched or whole-grain meal and/or flour, bran, and/or germ. For meals and snacks served to children and adults, at least one serving of grains per day in the CACFP must be whole grain-rich. Under the NSLP and SBP, the following food quantities from Group A-G must contain at least 16 grams of whole grain or can be made with 8 grams of whole grain and 8 grams of enriched meal and/or enriched flour to be considered whole grain-rich.

² Some of the following foods or their accompaniments may contain more sugar, salt, and/or fat than others. This should be a consideration when deciding how often to serve them.

³ Considered a grain-based dessert and cannot count toward the grain component at any meal served under the CACFP as specified in §226.20(a)(4).

⁴ Refer to program regulations for the appropriate serving size for supplements served to children and adult participants. Breakfast cereals are traditionally served as a breakfast menu item but may be served in meals other than breakfast.

⁵ Under the CACFP, cereals may be whole grain, enriched, or fortified, and must contain no more than 6 grams of sugar per dry ounce.

CACFP GRAINS CHART

Exhibit A continued

GROUP D	MINIMUM SERVING SIZE FOR GROUP D
<ul style="list-style-type: none"> •Doughnuts³ (cake and yeast-raised, unfrosted) •Granola bars³ (plain, cereal bars, breakfast bars) •Muffins (all except corn) •Sweet roll³ (unfrosted) •Toaster pastry³ (unfrosted) 	1 oz eq = 55 gm or 2.0 oz 3/4 oz eq = 42 gm or 1.5 oz 1/2 oz eq = 28 gm or 1.0 oz 1/4 oz eq = 14 gm or 0.5 oz
GROUP E	MINIMUM SERVING SIZE FOR GROUP E
<ul style="list-style-type: none"> •Cookies³ (with nuts, raisins, chocolate pieces, fruit purees) •Doughnuts³ (cake and yeast-raised, frosted and glazed) •French toast •Granola bars³ (with nuts, chocolate pieces, or dried fruit) •Sweet rolls³ (frosted) •Toaster pastry³ (frosted) 	1 oz eq = 69 gm or 2.4 oz 3/4 oz eq = 52 gm or 1.8 oz 1/2 oz eq = 35 gm or 1.2 oz 1/4 oz eq = 18 gm or 0.6 oz
GROUP F	MINIMUM SERVING SIZE FOR GROUP F
<ul style="list-style-type: none"> •Cake³ (plain, unfrosted) •Coffee cake³ 	1 oz eq = 82 gm or 2.9 oz 3/4 oz eq = 62 gm or 2.2 oz 1/2 oz eq = 41 gm or 1.5 oz 1/4 oz eq = 21 gm or 0.7 oz
GROUP G	MINIMUM SERVING SIZE FOR GROUP G
<ul style="list-style-type: none"> •Brownies³ (plain) •Cake³ (all varieties, frosted) 	1 oz eq = 125 gm or 4.4 oz 3/4 oz eq = 94 gm or 3.3 oz 1/2 oz eq = 63 gm or 2.2 oz 1/4 oz eq = 32 gm or 1.1 oz
GROUP H	MINIMUM SERVING SIZE FOR GROUP H
<ul style="list-style-type: none"> •Cereal grains (barley, quinoa, etc.) •Breakfast cereals^{4,5} (cooked) •Bulgur or cracked wheat •Macaroni (all shapes) •Noodles (all varieties) •Pasta (all shapes) •Ravioli (noodle only) •Rice (enriched white or brown) 	1 oz eq = 1/2 cup cooked (or 28 gm dry)
GROUP I	MINIMUM SERVING SIZE FOR GROUP I
<ul style="list-style-type: none"> •Ready-to-eat breakfast cereal^{4,5} (cold, dry) 	1 oz eq = 1 cup or 1.0 oz for flakes or rounds 1 oz eq = 1.25 cup or 1.0 oz for puffed cereal 1 oz eq = 1/4 cup or 1.0 oz for granola

³ Considered a grain-based dessert and cannot count toward the grain component at any meal served+ CACFP as specified in §226.20(a)(4).

⁴ Refer to program regulations for the appropriate serving size for supplements served to children and adult participants. Breakfast cereals are traditionally served as a breakfast menu item but may be served in meals other than breakfast.

⁵ Under the CACFP, cereals may be whole grain, enriched, or fortified, and must contain no more than 6 grams of sugar per dry ounce.

Questions and Answers About Grains

I. WHOLE GRAIN-RICH

1. How will centers and day care homes identify whole grain-rich foods?

Centers and day care homes can identify whole grain-rich foods using one of several methods. First, if a whole grain is listed as the first ingredient on the product's ingredient list or second after water, then the product meets the whole grain-rich criteria. Second, a center or day care home can work with a manufacturer to get the proper manufacturing documentation demonstrating that whole grains are the primary grain ingredient by weight. For foods prepared by a CACFP center or day care home, a recipe can be used to determine that whole grains are the primary grain ingredient by weight.

Additionally, centers or day care homes can look for one of the following FDA-approved whole-grain health claims on its packaging: *Diets rich in whole-grain foods and other plant foods and low in total fat and cholesterol may reduce the risk of heart disease and some cancers* or *Diets rich in whole-grain foods and other plant foods and low in saturated fat and cholesterol may help reduce the risk of heart disease.*

In recognizing that whole grain-rich products are not always easy to identify, FNS is developing training worksheets in English and Spanish to help CACFP centers and day care homes identify whole grain-rich foods. Additionally, USDA's Team Nutrition developed the *Nutrition and Wellness Tips for Young Children: Provider Handbook for the Child and Adult Care Food Program* that includes tips on how to include more 100 percent whole-grain foods on menus (http://www.fns.usda.gov/sits/default/files/whole_grains.pdf). Foods that contain 100 percent whole grains meet the whole grain-rich criteria.

2. Can centers and day care homes use the Whole Grain Stamp (from the Whole Grain Council) to determine if a grain product meets the whole grain-rich criteria?

No. While the Whole Grain Stamp provides useful information on the amount of whole grains a product contains, the product must still be evaluated against the whole grain-rich criteria outlined in this memorandum. Products that display the Whole Grain Stamp contain at least 8 grams of whole grain per serving. However, they may also contain some nonenriched refined flour which does not meet the grains criteria for Child Nutrition Programs. Therefore, just because a product has 8 grams of whole grains does not mean the product meets the whole grains-rich criteria.

3. Do grain products have to be 100 percent whole grain to meet the whole grain-rich requirement?

No, grain products do not need to be 100 percent whole grain to meet the whole grain-rich criteria. However, grain products that contain 100 percent whole grain **DO** meet the whole grain-rich criteria. Whole grain-rich foods contain at least 50 percent whole grains and the remaining grains, if any, must be enriched.

For child and adult meals and snacks, centers and day care homes must serve at least one whole grain-rich food per day. Requiring that at least one grain served per day be whole grain-rich instead of 100 percent whole grain gives centers and day care homes flexibility in choosing what grains they serve while still offering the nutritional benefits of whole grains. This flexibility will make it easier for centers and day care homes to find grain products that

meet the updated meal pattern requirements.

- 4. Are fully cooked grain products such as pasta, whose ingredient list has water as the first ingredient and a whole grain as the second ingredient, considered whole grain-rich?**

Yes, a grain product is considered whole grain-rich if water is listed as the first ingredient and a whole grain is listed as the second ingredient on the ingredient list.

- 5. Can wheat bread, rolls, and buns labeled as *100 percent whole wheat* be used to meet the whole grain-rich requirement?**

Yes, grain products that are specifically labeled as *whole-wheat bread*, *entire wheat bread*, *whole-wheat rolls*, *entire wheat rolls*, *whole-wheat buns*, and *entire wheat buns* are 100 percent whole wheat and are easily identifiable as meeting the whole grain-rich requirement. These products will not have any refined grains listed in the ingredient statement. Please note that foods with the label *whole grain* do not necessarily meet the whole grain-rich criteria.

- 6. In a recipe for bread, would ingredients listed as 2 cups of whole-wheat flour and 2 cups of enriched white flour meet the whole grain-rich requirement?**

Yes, as long as there are no other grain ingredients in the food; a food that contains 2 cups of whole-wheat flour and 2 cups of enriched white flour would meet the grain-rich requirement. This is because it contains at least 50 percent whole grains and the remaining grains in the food are enriched.

- 7. Do centers and day care homes have the discretion to choose which meals will include a whole grain-rich grain?**

Yes, centers and day care homes may choose to serve a whole grain-rich item at any meal or snack as long as one grain per day over the course of all the meals and snacks served that day is whole grain-rich. For example, a center may serve a whole grain-rich cereal at breakfast one day and a whole grain-rich pasta at lunch the next day. This will help expose participants to a variety of whole grains and the wide range of vitamins and minerals whole grains provide.

II. GRAIN-BASED DESSERTS AND BREAKFAST CEREALS

- 1. Why are grain-based desserts no longer allowed to contribute to the grain component of a meal?**

The Dietary Guidelines for Americans (Dietary Guidelines) identify grain-based desserts as sources of added sugars and saturated fats and recommends Americans reduce their consumption of added sugars and saturated fats. The Healthy, Hunger-Free Kids Act of 2010 required USDA to revise the CACFP meal patterns to better align them with the Dietary Guidelines. Therefore, in order to be more consistent with the Dietary Guidelines, grain-based desserts cannot be counted toward the grain components in CACFP.

2. Are homemade granola bars or other homemade grain-based desserts allowed?

No, homemade and commercially prepared grain-based desserts cannot count toward the grain component in CACFP. There are no exceptions to allow a grain-based dessert to count toward the grain component, including the place of preparation or the preparation method.

3. Are quick breads such as banana bread and zucchini bread still allowed?

Yes, quick breads are credited in the same group as muffins under Group D in Exhibit A and both may continue to contribute toward the grain component.

4. Can centers and day care homes serve cake or another grain-based dessert for special celebrations such as a birthday?

Centers and day care homes may choose to serve grain-based desserts such as cakes and cookies during celebrations or other special occasions as an additional food item that is not reimbursable. FNS recognizes that there may be times when a center or day care home would like to serve foods or beverages that are not reimbursable. FNS encourages centers and day care homes to use their discretion when serving nonreimbursable foods and beverages, which may be higher in added sugar, saturated fats, and sodium, to ensure children and adult participants nutritional needs are met

5. If a center or day care home chooses to serve a grain-based dessert with fruit, can the fruit count toward the fruit requirement?

Yes, the fruit in the grain-based dessert can credit toward the fruit component. The grains portion of a grain-based dessert with fruit, such as pies, cobblers, or crisps, cannot count toward the grain component. Centers and day care homes should serve sweetened fruit in moderation to help reduce children's and adults' consumption of added sugars and help children develop a taste preference for unsweetened fruit.

6. Pancakes and waffles are not grain-based desserts according to Exhibit A. If syrup, honey, jam, or another sweet topping is served with the pancakes or waffles, are they then considered grain-based desserts?

No, adding a sweet topping such as syrup to pancakes or waffles does not make them grain-based desserts and they continue to be counted toward the grain component. However, FNS strongly encourages centers and day care homes to explore healthier alternatives for toppings, such as fruit or yogurt. Minimizing sweet toppings will help reduce children's and adults' consumption of added sugars. When sugars are added to foods and beverages to sweeten them, they add calories without contributing essential nutrients.

7. How does a center or day care home determine if a breakfast cereal has no more than 6 grams of sugar per dry ounce (21.2 grams of sugar per 100 grams)?

There are several ways a center or day care home can determine if a breakfast cereal is within the sugar limit. First, centers and day care homes can use any State agency's Special Supplemental Nutrition Program for Women, Infants, and Children (WIC)-approved breakfast cereal list. Some stores also have labels on the shelves indicating which breakfast cereals are WIC-approved. All WIC-approved breakfast cereals contain no more than 6 grams of sugar per dry ounce (21.2 grams of sugar per 100 grams).

Second, centers and day care homes may do some math to determine the sugar content of a breakfast cereal. Using the Nutrition Facts label, the center or day care home may divide the amount of sugar per serving (listed toward the middle) by the serving size in grams (listed at the top). If the amount of sugar per serving divided by the serving size in grams is 0.212 or less, then the cereal is within the sugar limit and may be creditable in CACFP. For example, Cereal A's Nutrition Facts label shows that the serving size is 55 grams and the amount of sugar per serving is 13 grams. Therefore, 13 grams (serving size) divided by 55 grams of sugar equals 0.236. Cereal A exceeds the sugar limit because 0.236 is greater than 0.212.

FNS is developing an easy-to-use chart to further help CACFP centers and day care homes identify breakfast cereals within the sugar limit.

III. COMPLIANCE

1. When submitting menus for review, do centers and day care homes need to document which grains foods are whole grain-rich?

Yes, centers and day care homes must document when a food is whole grain-rich on their menus and may do this by using terms such as *whole grain-rich*, *whole-wheat*, or simply listing a whole grain. For example, a menu may say *peanut butter and jelly sandwich on whole grain-rich bread*, *whole-wheat pasta and chicken*, or *brown rice and vegetables*. Common and usual names for whole grains that are helpful to know and can be used to identify whole grain-rich foods on menus are:

- The word *whole* listed before a grain, such as *whole-wheat* or *whole corn*.
- The words *berries* and *groats* are used to designate a whole grain such as *wheat berries* or *oat groats*.
- Rolled oats and oatmeal (including old-fashioned, quick cooking, and instant oatmeal).
- Other whole-grain foods that do not use the word *whole* in their description, such as brown rice, brown rice flour, wild rice, quinoa, millet, teff, amaranth, buckwheat, and sorghum.

It is the responsibility of the State agency or sponsor, as applicable, when conducting reviews, to check labels and product information to ensure that the whole grain-rich items being served meet the whole grain-rich criteria presented in this memorandum.

2. If a day care home serves breakfast and snack and a grain is served at both breakfast and snack but neither of the grains are whole grain-rich, which meal is disallowed?

The snack would be disallowed. This is because the snack is the meal with the lowest reimbursement rate that contained a grain. Conversely, if a grain was not served at snack and the grain at breakfast is not whole grain-rich, then the breakfast meal would be disallowed. In that situation, the breakfast meal is the meal with the lowest reimbursement rate that contained a grain.

3. If a center serves breakfast and lunch and the whole grain-rich grain is planned for lunch but the center is forced to close before serving lunch due to severe weather, will meals be disallowed?

No, if a center or day care home is unable to serve the meal with a whole grain-rich grain due to extenuating circumstances and the menu demonstrates that a whole grain-rich grain was planned for the missed meal(s), no meals will be disallowed on the basis that the whole grain-rich requirement was not met. Menus must show that at least one whole grain-rich grain is offered each day the center or home is operating.

4. If a different group of children are at lunch than at breakfast, do both meals have to contain a whole grain-rich grain?

No, the whole grain-rich requirement applies to the center or day care home, not to each child or adult participant. If a center or day care home serves breakfast and lunch and two different groups of children or adults are at each meal, only one meal must contain a whole grain-rich food.

FNS strongly encourages centers and day care homes that have different groups of participants at each meal (such as one group of children at breakfast and a second group at lunch) to vary the meal in which a whole grain-rich grain is served. For example, whole grain-rich toast could be served at breakfast on Monday and brown rice could be served at lunch on Tuesday. This will help ensure that all participants are served whole grains and benefit from the important nutrients they provide.

5. If a program only serves snacks, would all the grains served at snack have to be whole grain-rich?

Yes, if the snack includes a grain such as crackers with apples, the grain must be whole grain-rich. However, programs that only serve snack, such as an at-risk after-school program, are not required to serve a grain at snack because it is not a required component at snack. A program may offer a reimbursable snack with a fruit and vegetable, milk and fruit, a meat alternate and vegetable, and so forth. Conversely, if a center or day care home only serves one meal (breakfast, lunch, or supper) per day, then the grain served at that meal must be whole grain-rich.

CREDITING COMBINATION FOODS

You may credit some combination foods for a total of three different meal components:

1. Meat/meat alternate
2. Grains
3. Vegetable/fruit (count as one component only)

Combination items such as pizzas vary greatly as to how they may be credited. Crediting for pizza typically includes the crust, the cheese and/or meat, and vegetable/fruit. This crediting will vary by pizza. Use items that have a CN label, Product Formulation Statement, or a standardized recipe. Maintain a copy of the documentation on file for review. Examples for crediting other combination foods are listed below.

Example 1: Hamburger on a bun with lettuce and tomatoes.

Credit as:

Meat/meat alternate	Hamburger (at least 1/4 oz per serving)
Grains	Hamburger bun (at least 1/4 serving)
Vegetable/fruit	Lettuce and tomato (at least 1/8 cup per serving)

Example 2: Chef salad with hard-boiled egg, turkey, cheese, lettuce, tomato, celery, cucumber.

Credit as:

Meat/meat alternate	Egg, turkey, cheese (at least 1/4 oz per serving)
Vegetable/fruit	Lettuce, tomato, celery, cucumber (at least 1/8 cup total per serving)

Example 3: Fruit salad with cottage cheese, peaches, pineapple, pears, bananas, blueberries. In this case, the fruits are not mixed together and are separately identifiable. For example, peach or pear halves set on a platter with pineapple rings in comparison with bits of peaches, pears, and pineapple mixed in a fruit cocktail.

Credit as:

Meat/meat alternate	Cottage cheese (at least 1/4 oz per serving)
Vegetable/fruit	A combination of the separate pear or peach halves, pineapple rings/chunks, banana slices, or blueberries (at least 1/8 cup total)

Example 4: Banana/strawberry smoothie (with banana, strawberries, and milk).

Combination foods in beverage form made from milk and solid fruits (or juice concentrates) may be credited at all meals and snacks as meeting the following meal components. However, the amounts served must meet meal pattern requirements.

Credit as:

Milk	Milk (at least 1/2 cup per serving)
Vegetable/fruit (count as one component only)	Bananas and strawberries (at least 1/8 cup total per serving)

CHILD NUTRITION LABELS AND PRODUCT FORMULATION STATEMENTS

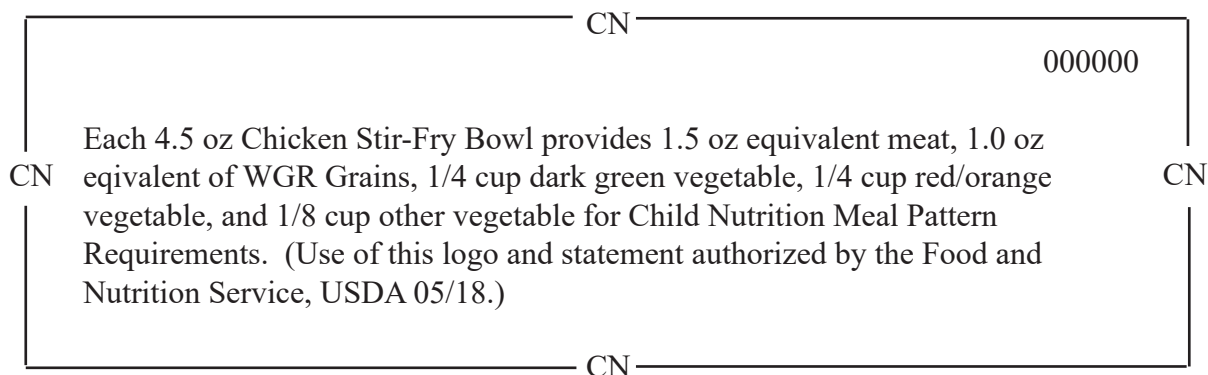
CN labels, fact sheets, and product labels provide a way for food manufacturers to communicate with operators about how their products may contribute to the meal pattern requirements for meals served under USDA's CNP. Below are tips for acceptable documentation:

CN-Labeled Products

- The CN label provides a warranty against review claims when the product is used according to the manufacturer's direction.
- Child care centers and FDCH operators may submit an original CN label, a photocopy or a photograph of the valid CN label during an AR as acceptable documentation.
 - CN labels that are laser-printed on the product carton or cannot be easily removed may be photocopied while attached to the original product carton.
 - A photograph of the CN label while it is attached to the original product carton. (CN labels that are photocopies or photographed must be visible and legible.)
- When a valid CN logo and crediting statement is provided, a Product Formulation Statement is not required.

Watermarked CN Labels

- If the actual CN label, photography, or photocopy of the valid CN label is not available, operators may provide the Bill of Lading (invoice) containing the product name **AND**
 - A CN label copied with a watermark displaying the product name and CN number.
 - An electronic copy of the CN label with a watermark displaying the product name and CN number provided by the vendor.



Product Formulation Statement (PFS)

A manufacturer's Product Formulation Statement (PFS) is a signed, certified document that provides a way for a manufacturer to demonstrate how a product may contribute to the meal pattern requirements of USDA's CNP. A PFS is typically provided for processed products that do not have a CN label. Program operators must request a signed manufacturer's PFS when purchasing a processed product without a CN label. Program operators are responsible for ensuring menu items meet meal pattern requirements; therefore, program operators should review and verify the crediting statement on a manufacturer's PFS before purchasing the product.

CHECKLIST FOR EVALUATING A MANUFACTURER'S PFS (If <i>N</i> is checked for any question below, contact the manufacturer to request the information)		
Y	N	Is the PFS on signed company letterhead? The signature on the PFS can be handwritten, stamped, or electronic.
Y	N	Does the PFS include product name, product code number, and serving/portion size?
Y	N	Do the creditable ingredients* listed on the PFS match or have a similar description as the ingredients listed on the product label? For example, if the PFS lists <i>ground beef (not more than 20% fat)</i> , the product label should also list <i>ground beef (not more than 20% fat)</i> .
Y	N	Do the creditable ingredients* listed on the PFS match or have a similar description to a food item listed in the <i>Food-Buying Guide</i> (FBG) (available at http://www.fns.usda.gov/tn/food-buying-guide-for-child-nutrition-programs)?
Y	N	If the product is a meat/meat alternate, does it contain an Alternate Protein Product (APP) such as soy concentrate? If <i>Yes</i> , does the manufacturer provide supporting documentation that meets USDA's APP requirements? Specific requirements for APP products and examples of supporting documentation are available at http://www.fns.usda.gov/cnlabeling/food-manufacturersindustry .
Y	N	Does the PFS demonstrate how creditable ingredients* contribute toward the meal pattern requirement(s) (i.e., provides information to calculate crediting)?
Y	N	Are the manufacturer's calculations correct and verified?

- The total creditable amount should **NEVER** be rounded up. The total creditable amount must **round down** to the nearest 0.25 oz (e.g., total creditable amount of 0.99 oz must **round down** to 0.75 oz.).
- The meat/meat alternate credit cannot exceed the total serving size of the product (e.g., a 2.15-oz beef patty may not credit more than 2.00 oz meat/meat alternate).
- Fruits and vegetables (including purees) credit on the volume served (cup servings).

The only exceptions are:

- Tomato paste and tomato purée are credited based on their whole food equivalency using the percent natural tomato soluble solids in the paste or purée. See FBG for additional information on calculated volume.
 - Dried fruits credit on the volume served (e.g., 1/4 cup raisins credit as 1/2 cup fruit).
 - Raw leafy vegetables credit as half the volume served (e.g., 1 cup raw spinach credits as 1/2 cup vegetable). All other CN programs credit as volume served.
- A PFS may include crediting information for more than one meal component. For instance, a cheese pizza may credit toward the meat/meat alternate, grains, and the vegetable group. The crediting information for each meal component may be documented on the same PFS.

PFS templates for each meal component are available on the CN labeling Web site at <http://www.fns.usda.gov/cnlabeling/food-manufacturersindustry>. Manufacturers may use PFS templates as a guide to help develop a PFS; however, they are not required to use the same format as the USDA's template, but they must present the same information on their company letterhead.

- * A **creditable ingredient** is a food/ingredient that contributes to one of the food components of USDA's meal pattern requirements.

SOME FOODS MOST COMMONLY REQUIRING A CN LABEL OR PRODUCT FORMULATION STATEMENT

There are many other things that require CN labels—This list is not all-inclusive.

BBQ Potk or Beef (canned)
Corn Dogs
Chicken Nuggets
Burritos
Steak Fingers
Fish Sticks
Canned Chili
Pizza (Frozen)
Pizza Rolls and Pockets
Bagel Bites
Pancakes on a Stick
Sausage Biscuits
Breaded Okra (All Breaded Vegetables)
Ravioli/Round Spaghetti
Burrito
Enchilada
Lasagna
Chicken Pot Pie
Potato Salad (Purchased)
Meatballs

EXAMPLE MENU OF MEAL PATTERN REQUIREMENTS

	MONDAY	TUESDAY	WEDNESDAY	THURSDAY	FRIDAY
Breakfast	Whole-grain mini bagel Peaches Scrambled eggs 1% milk	Multigrain toast with all-fruit spread Banana Milk	Fresh plum slices Whole-grain cereal 1% milk	Apple slices Whole-grain waffle 1% milk	Fresh banana slices Whole-grain cereal 1% milk
Lunch	Cheese and chicken quesadilla Black beans Applesauce 1% milk	Mexican meatloaf Green beans Whole kernel corn Mexican whole-grain cornbread 1% milk	Oven-baked fish Strawberries Green beans Brown rice 1% milk	Chicken breast Buttered noodles Mixed fruit Roasted broccoli 1% milk	Black bean soup Carrot sticks Pears Soft enriched bread stick 1% milk
Snack	Multigrain crackers Juice	Smoothie prepared with lowfat yogurt and strawberries Water	Whole-grain English muffin with melted Cheddar cheese Juice	Apricot halves Cheese crackers Water	Fresh orange sections Yogurt Water

HOW TO CALCULATE NUMBER OF SERVINGS

Before determining the quantity of food to purchase or prepare, it is necessary to first calculate the amount of food or number of servings required.

Step 1: Determine the number of children per age group who normally participate in each meal service. You may use the Meal Count Worksheet to assist in determining the average counts. The Minimum Meal Pattern Requirements chart may also need to be referenced.

Step 2: For each component, multiply the number of children in each age group by the minimum quantity requirement for the age group.

- For the approved fluid milk type, use the number of fluid ounces.
- For grains/breads: Quantities for children aged 1-5 are calculated on a serving size of 1/2 serving per child.
Quantities for children aged 6-12 and adults are calculated on a serving size of 1 serving per child/adult.
- For fruit/vegetable, use the number of 1/4-cup servings.
- For meat/meat alternate, use the number of 1-ounce servings required.

Step 3: Total the age group quantities for each component.

The quantities per meal component should be used with the CACFP Food-Buying Guide to determine the amount of food to purchase and prepare to meet meal pattern requirements.

EXAMPLE
BREAKFAST
HOW TO CALCULATE NUMBER OF SERVINGS
NEEDED

Children Present: **3** (Aged 1 through 2)
 5 (Aged 3 through 5)
 2 (Aged 6 through 18)

Number of Children/Adults Served					
MILK (Only Approved Types Allowed)					
Aged 1 through 2	<i>0</i>	X	4 fluid oz (1/2 cup)	=	<i>0</i>
Aged 3 through 5	<i>6</i>	X	6 fluid oz (3/4 cup)	=	<i>36</i>
Aged 6 through 18	<i>11</i>	X	8 fluid oz (1 cup)	=	<i>88</i>
Program Adults*	<i>0</i>	X	8 fluid oz (1 cup)	=	<i>0</i>
					124 Total Number of Fluid Ounces Needed
There are 128 ounces of milk in one gallon.					

FRUIT/VEGETABLE					
Aged 1 through 2	<i>0</i>	X	1 (1/4 cup)	=	<i>0</i>
Aged 3 through 5	<i>6</i>	X	2 (1/4 cup)	=	<i>12</i>
Aged 6 through 18	<i>11</i>	X	2 (1/4 cup)	=	<i>22</i>
Program Adults*	<i>0</i>	X	2 (1/4 cup)	=	<i>0</i>
					34 Total Number of 1/4 Cups

MEAT/MEAT ALTERNATE (Optional)					
Aged 1 through 2		X	.5 oz	=	
Aged 3 through 5		X	.5 oz	=	
Aged 6 through 18		X	1.0 oz	=	
Program Adults*		X	1.0 oz	=	
					Total Ounces Needed

GRAINS					
Aged 1 through 2	<i>0</i>	X	0.5 (1/2 oz eq)	=	<i>0</i>
Aged 3 through 5	<i>6</i>	X	0.5 (1/2 oz eq)	=	<i>3</i>
Aged 6 through 18	<i>11</i>	X	1 (1 oz eq)	=	<i>11</i>
Program Adults*	<i>0</i>	X	1 (1 oz eq)	=	<i>0</i>
					14 Total Oz Eq Needed

•Adult meals on this form are calculated using the 6- through 18-year-old serving size.

EXAMPLE
LUNCH AND SUPPER
HOW TO CALCULATE NUMBER OF SERVINGS NEEDED

Children Present: **0** (Aged 1 through 2) **14** (Aged 3 through 5) **22** (Aged 6 through 18)

Number of Children/Adults Served					
MILK (Only Approved Types Allowed)					
Aged 1 through 2	0	X	4 fluid oz (1/2 cup)	=	0
Aged 3 through 5	14	X	6 fluid oz (3/4 cup)	=	84
Aged 6 through 18	22	X	8 fluid oz (1 cup)	=	176
Program Adults*	0	X	8 fluid oz (1 cup)	=	0
					260 Total Number of Fluid Ounces Needed
There are 128 ounces of milk in one gallon.					

MEAT/MEAT ALTERNATE (Optional)					
Aged 1 through 2	0	X	1.0 oz	=	0
Aged 3 through 5	14	X	1.5 oz	=	21
Aged 6 through 18	32	X	2.0 oz	=	64
Program Adults*	0	X	2.0 oz	=	0
					85 Total Ounces Needed

VEGETABLE					
Aged 1 through 2	0	X	.5 (1/4 cup)	=	0
Aged 3 through 5	14	X	1 (1/4 cup)	=	14
Aged 6 through 18	22	X	2 (1/4 cup)	=	22
Program Adults*	0	X	2 (1/4 cup)	=	0
					36 Total Number of 1/4 Cups Needed

FRUIT					
Aged 1 through 2	0	X	.5 (1/4 cup)	=	0
Aged 3 through 5	14	X	1 (1/4 cup)	=	14
Aged 6 through 18	32	X	1 (1/4 cup)	=	32
Program Adults*	0	X	1 (1/4 cup)	=	0
					46 Total Number of 1/4 Cups Needed

GRAINS					
Aged 1 through 2	0	X	0.5 (1/2 oz eq)	=	0
Aged 3 through 5	14	X	0.5 (1/2 oz eq)	=	7
Aged 6 through 18	22	X	1 (1 oz eq)	=	11
Program Adults*	0	X	1 (1 oz eq)	=	0
					18 Total Oz Eq Needed

•Adult meals on this form are calculated using the 6- through 18-year-old serving size.

**EXAMPLE
SNACK
HOW TO CALCULATE NUMBER OF SERVINGS NEEDED
(Choose two of the five food components.)**

Children Present: **0** (Aged 1 through 2) **12** (Aged 3 through 5) **32** (Aged 6 through 18)

Number of Children/Adults Served					
MILK (Only Approved Types Allowed)					
Aged 1 through 2	0	X	4 fluid oz (1/2 cup)	=	0
Aged 3 through 5	0	X	4 fluid oz (1/2 cup)	=	0
Aged 6 through 18	0	X	8 fluid oz (1 cup)	=	0
Program Adults*	0	X	8 fluid oz (1 cup)	=	0
					0 Total Number of Fluid Ounces Needed
There are 128 ounces of milk in one gallon.					

VEGETABLE					
Aged 1 through 2	0	X	2 (1/4 cup)	=	0
Aged 3 through 5	12	X	2 (1/4 cup)	=	24
Aged 6 through 18	22	X	3 (1/4 cup)	=	66
Program Adults*	0	X	3 (1/4 cup)	=	0
					90 Total Number of 1/4 Cups Needed

FRUIT					
Aged 1 through 2	0	X	2 (1/4 cup)	=	0
Aged 3 through 5	12	X	2 (1/4 cup)	=	24
Aged 6 through 18	32	X	3 (1/4 cup)	=	96
Program Adults*	0	X	3 (1/4 cup)	=	0
					120 Total Number of 1/4 Cups Needed

MEAT/MEAT ALTERNATE					
Aged 1 through 2		X	.5 oz	=	
Aged 3 through 5		X	.5 oz	=	
Aged 6 through 18		X	1.0 oz	=	
Program Adults*		X	1.0 oz	=	
					Total Ounces Needed

GRAINS					
Aged 1 through 2	0	X	0.5 (1/2 oz eq)	=	0
Aged 3 through 5	12	X	0.5 (1/2 oz eq)	=	6
Aged 6 through 18	32	X	1 (1 oz eq)	=	32
Program Adults*	0	X	1 (1 oz eq)	=	0
					38 Total Oz Eq Needed

•Adult meals on this form are calculated using the 6- through 18-year-old serving size.

MENUS AS SERVED

The Menus as Served form is to be used at the beginning on October 1 of each fiscal year and ending on September 30.

Make copies of the *Menus as Served* original on **page A-200-202**. for your records. There are three different forms available: *A snack only form, a supper only form, and a form with all meal services.*

All meal services offered each day are recorded on the same page. In addition, it is required that the following information be recorded:

- Indicate whether this form is being used for regular or At-Risk meals by checking the appropriate box
- Comments Box—Note any comments or special dietary needs
- Date of meal service
- Indicate who completed this form
- Meal counts of—
 - * Total children served
 - * Children served per age group
 - * Program adults served
- Menus as served
- Food item(s) credited toward each required meal component (Be specific as to the form of food; i.e., fresh, frozen, cooked, deboned)
- Check the Whole Grain (WG) box that denotes which meal the WG product was served for the day
- Be specific in the variety of milk served
- Quantity of each food item served (Be specific as to can size, number of pounds or ounces, etc.)

Menus as Served form or Production Record must be completed on a daily basis. In addition, records must be kept on-site at all times.

This record is the institution's documentation that meals claimed for reimbursement met minimum meal pattern requirements.

As with all other record-keeping forms provided by the State agency, the Food Production Records/Menus as Served Book is a prototype management tool. If an institution has a food production record-keeping system that is equal to or better than the one provided, it may be used. Contact your child nutrition program specialist for review of the alternate form prior to using.

NOTE: A facility must provide all required food components under the minimum meal pattern requirements in order to claim the meal for reimbursement unless supported by a medical statement stating otherwise.

EXAMPLE MENUS AS SERVED

Regular Meals
 At-Risk Meals

Comments/Special Dietary Needs:

Date: 10/4/YYYY

Form completed by: Tammy Cook

MEAL TYPE	QTY SERVED: MEAT/MEAT ALTERNATE	QTY SERVED: GRAINS	QTY SERVED: VEGETABLE/ JUICE	QTY SERVED: FRUIT/JUICE	QTY SERVED: MILK
BREAKFAST Total children served: _____ Number of children served: _____ 3-5: _____ 6-12: _____ Program Adults: _____		WG <input type="checkbox"/>			
AM SNACK Total children served: _____ Number of children served: _____ 3-5: _____ 6-12: _____ Program Adults _____		WG <input type="checkbox"/>			
LUNCH Total children served: _____ Number of children served: _____ 3-5: _____ 6-12: _____ Program Adults: _____		WG <input type="checkbox"/>			
PM SNACK Total children served: _____ Number of children served: _____ 3-5: _____ 6-12: _____ Program Adults: _____	String Cheese 15 (1 oz each)	WG <input type="checkbox"/>		Apples 15 medium size	
SUPPER Total children served: _____ Number of children served: _____ 3-5: _____ 6-12: _____ Program Adults: _____	4# 20% fat ground beef	WG <input checked="" type="checkbox"/> Spaghetti noodles 2#	Green beans 1 #10 can, cut, drained, heated Tomato sauce, 2/15oz cans	Peaches, freestone, sliced, 2/29 oz cans	200 ounces lowfat white milk
LATE PM SNACK Total children served: _____ Number of children served: _____ 3-5: _____ 6-12: _____ Program Adults: _____		WG <input type="checkbox"/>			

THE FOOD-BUYING GUIDE

It is a big—and very important—job to plan, purchase, prepare, and serve nourishing meals for USDA’s CNP. Every day, your work helps fight hunger and improve the nutritional health of children in America.

Whether you are serving food to a small or large number of children, you need to think carefully about each meal. Consider the following:

- *How much food will you need to buy?*
- *Will the meal meet the meal pattern of each meal type?*
- *What quantity of the raw product will provide the amount of ready-to-cook food called for in a recipe?*
- *How many servings will you get from a specific quantity of food?*

The *Food-Buying Guide for Child Nutrition Programs* is designed to help you in two important ways:

1. It will help you or your purchasing agent buy the right amount of food and buy it most economically.
2. It will help you determine the specific contribution each food makes toward the meal pattern requirements. This is necessary to ensure that meals provide needed nourishment and meet program requirements for reimbursement.

NOTE: For more food items that can be served in CACFP, Refer to USDA FNS-425 CACFP Crediting Handbook Slightly Revised May 2023 located in the RESOURCE LIBRARY under the MEAL PATTERN REQUIREMENTS section.

Brief Explanation of the *Food-Buying Guide*

Foods are grouped in the *Food-Buying Guide* in the following sections:

- Section 1: Meat and Meat Alternates
- Section 2: Vegetables and Fruits
- Section 3: Grains
- Section 4: Milk
- Section 5: Other Foods (the foods in this section do not meet any of the requirements for any components in the meal patterns)

The Food-Buying Guide is Available at

- Online at <https://www.fns.usda.gov/tn/food-buying-guide-for-child-nutrition-programs>
- In the Application and Claiming system under RESOURCE LIBRARY under MEAL PATTERN REQUIREMENTS
- USDA Food Buying Guide APP for Smartphones and tablets (Compatible with IOS and Android devices).

The *Food-Buying Guide* is divided into yield tables using a six-column format:

1	Food As Purchased, AP	2	Purchase Unit	3	Servings Per Purchase Unit, EP	4	Serving Size Per Meal Contribution	5	Purchase Units for 100 Servings	6	Additional Information
---	-----------------------	---	---------------	---	--------------------------------	---	------------------------------------	---	---------------------------------	---	------------------------

Column 1—Food As Purchased, AP: Tells you the name of the food item and the form(s) in which it is purchased. Individual foods are arranged in alphabetical order by type of food.

Column 2—Purchase Unit: Tells you the basic unit of purchase for the food. For most foods, the guide lists *Pound* as the purchase unit.

Column 3—Servings Per Purchase Unit, EP (Edible Portion): Shows the number of servings of a given size (found in Column 4) from each purchase unit (found in Column 2). It is based on average yields from good quality foods prepared in ways that result in a minimum of waste.

Column 4—Serving Size Per Meal Contribution: Describes a serving by weight, measure, or number of pieces or slices. Sometimes both measure and weight are given or the measure and number of pieces or slices.

For foods specified in the meal patterns, the serving size given in this column can be credited toward meeting the meal pattern requirements. For many fruits and vegetables, both pieces and 1/4-cup servings are included.

Column 5—Purchase Units for 100 Servings: Shows the number of purchase units you need for 100 servings. This number was calculated using the purchase unit listed in Column 2 and the serving size (by weight) listed in Column 4. Numbers in Column 5 have been rounded up to help ensure enough food is available for 100 servings.

Column 6—Additional Information: Provides other information to help you calculate the amount of food you need to purchase and/or prepare.

For many food items, this column shows the quantity of ready-to-cook or cooked food you will get from a pound of food as purchased.

The data in the yield tables can help you in a variety of ways as you plan menus, make purchasing decisions, and check to make sure meals will meet CNP requirements.

EXAMPLE 1

You are planning to serve 1/4 cup of raw, unpeeled fresh apples. You will be purchasing fresh, whole apples, case count 125-138. How many pounds of fresh, whole apples will you need to buy?

- Estimate the number of servings of the prepared food you will need.**

You estimate that you will need **50** 1/4-cup servings of fresh, unpeeled apple.

- Locate the food in the *Food-Buying Guide* in the form you intend to serve.**

1 Food As Purchased, AP	2 Purchase Unit	3 Servings Per Purchase Unit, EP	4 Serving Size Per Meal Contribution	5 Purchase Units for 100 Servings	6 Additional Information
APPLES					
Apples, fresh <i>125-138 count</i> <i>Whole</i>	Pound	14.8	1/4 cup raw, unpeeled fruit (about 1/4 apple)	6.8	1 lb AP = 0.91 lb (3 2/3 cups) ready-to-cook or -serve raw, cored, unpeeled apple

- Check the serving size listed in Column 4. Compare this to your planned serving size.**

Column 4 reads: 1/4 cup raw, unpeeled fruit (about 1/4 apple)

This is the same as your planned serving size to all students, so no conversion is needed.

- Refer to Column 2 to find the purchase unit. Refer to Column 3 for the number of servings you will get per purchase unit.**

Column 2 reads: Pound

Column 3 reads: 14.8

- Divide the number of servings needed by the number of servings you will get per purchase unit (Column 3).**

Number of servings needed = 50

Servings per purchase unit = 14.8

50 divided by 14.8 = 3.37

- Round up to 4 pounds to ensure enough food is available.**

ANSWER: You will need 4 pounds of fresh, unpeeled apples for 50 1/4-cup servings.

EXAMPLE 2

You are planning to serve ground beef tacos with no more than 20 percent fat to 200 children from all age groups. How many pounds of ground beef will you need?

- Estimate the number of servings and the serving size of the prepared food for each age/grade.**

You estimate that of the 200 planned servings, 50 will be served 1 ounce each, 100 will be served 1 1/2 ounces each, and 50 require 2-ounce servings of meat/meat alternate.

- Locate the food in the *Food-Buying Guide* in the form you intend to serve.**

Section 1—Meat/Meat Alternates

1 Food As Purchased, AP	2 Purchase Unit	3 Servings Per Purchase Unit, EP	4 Serving Size Per Meal Contribution	5 Purchase Units for 100 Servings	6 Additional Information
BEEF, GROUND					
Beef, Ground, fresh or frozen^{7,8} <i>no more than 20% fat includes USDA commodity (Like IMPS #136)</i>	Pound	11.8	1 oz cooked lean meat	8.5	1 lb AP = 0.74 lb cooked, drained lean meat
	Pound	7.89	1 1/2 oz cooked lean meat	12.7	

- Check the serving size listed in Column 4. Compare this to your planned serving sizes.**

Column 4 reads: 1 ounce cooked lean meat *AND* 1 1/2 ounces cooked lean meat

Since there is no serving size for 2 ounces of cooked lean meat, *a conversion is needed*.

- Calculate the total ounces of cooked lean meat needed.**

50 servings X 1 ounce = 50 ounces

100 servings X 1.5 ounces = 150 ounces

50 servings X 2 ounces = 100 ounces

You need a total of 300 ounces of cooked lean meat. Since this total is in units of 1 ounce, you can now use the serving size of 1 ounce cooked lean meat as found in Column 4.

- Refer in Column 2 to find the purchase unit. Refer to Column 3 for the number of servings you will get per purchase unit.**

Column 2 reads: Pound

Column 3 reads: 11.8

6. **Divide the total number of ounces needed by the number of servings you will get per purchase unit (Column 3).**

Number of total ounces needed = 300

Servings per purchase unit = 11.8

300 divided by 11.8 = 25.42

7. **Round up to 26 pounds to ensure enough food is available.**

ANSWER: You will need 26 pounds of raw ground beef for the required serving sizes for 200 children.

Working With the *Food-Buying Guide*

To calculate how much of any food to purchase, you should begin by asking yourself the following questions:

- How many servings will I need?
- Will different serving sizes be used for various age groupings?
- What is my planned serving size for this food?
- In what form will I purchase this food?
- What serving size is listed in Column 4?
- Is the listed serving size the same as my planned serving size?
- How many purchase units of the food will I need to buy?

AND REMEMBER . . .

Calculating how much food you need for a given number of servings:

- Always ***round up*** when calculating ***how much food to buy***.
- Always ***round down*** when calculating the ***creditable component*** toward meeting a meal pattern requirement.

WAYS TO ENCOURAGE CHILDREN TO HAVE POSITIVE ATTITUDES TOWARD FOOD

Have a positive attitude toward foods and the mealtime experience. Remember, a negative attitude expressed by adults and other children may influence children not to try that food.

When introducing a new food to children, serve a small amount of the new food along with more popular and familiar foods.

Include children in food activities to encourage them to try new foods and also to gain self-confidence.

Serve finger foods such as meat or cheese cubes, vegetable sticks, or fruit chunks. Foods that are cut into smaller pieces are easier for children to handle.

Do not force a child to eat. It is normal for a child to ask for second helpings of food one day and yet eat very lightly the next day.

Provide a comfortable atmosphere at mealtime. Mealtime is also a social activity, so allow children to talk with others.

Encourage children to eat food or new foods in a low-key way. For instance, read a book about a new food that will be served that day and serve the new food at snacktime when children are hungrier.

Expose children to new foods five or six times instead of only once or twice. The more exposure that children have to a food, the more familiar and comfortable it becomes, and the more likely it is that they will try the food.

Offer the new food first to a child who eats most foods. Children will often follow other children and try the food.

Have staff eat with the children. Have them eat the same foods that have been prepared for the children.

Present food attractively. Remember that we all make decisions to try or not to try food depending upon how food looks and smells.

Do not offer bribes or rewards for eating foods. This practice only reinforces the idea that certain foods are not desirable.

SAFETY AND SANITATION TIPS

The area of food terminology is expanding. New products require that providers continue to examine potential safety and sanitation concerns. This page stresses some safety and sanitation issues that have received recent media attention. For in-depth training regarding safety and sanitation concerns, contact your State agency or FNS-SWRO. A number of excellent training resources are available.

Wash your hands before preparing food, and see that children wash their hands before eating. Never touch ready-to-eat foods with your bare hands. If using hands, wear disposable plastic gloves and do not touch anything unclean with the gloves. Throw the gloves away after using or touching anything other than food.

Do not serve foods made with raw eggs or allow children to eat raw batters; such products are at risk for bacterial contamination.

Handling Produce

Wash all produce thoroughly under running water prior to serving or cutting. Do not rewash packaged produce labeled *ready-to-eat*, *washed*, or *triple-washed*.

Rinse fruits such as melons and oranges just before eating them. This prevents bacteria from spreading from the surface to the inside.

Remove stems which collect dirt.

Inspect produce for obvious signs of soil or damage prior to cutting, slicing, or dicing. When in doubt about damaged produce, either cut away the affected areas or do not use the item.

Keep cut fruit refrigerated. Bacteria multiply rapidly at room temperature.

Avoiding Cross-Contamination

Wash utensils and surfaces that have touched raw meat or poultry with soap and hot water to avoid contaminating other foods. Do not use the same platters, cutting boards, and/or utensils for uncooked and cooked meat or poultry dishes and ready-to-eat foods. You may want to use two sets of cutting boards: one for meats and poultry and one for vegetables and fruits. Buying plastic cutting boards in different colors will help to keep them straight.

Prevent juices from raw meat, poultry, or seafood from dripping on ready-to-eat foods such as salad greens, either in the refrigerator or during preparation.

Store raw foods that must be cooked prior to serving on the refrigerator's **BOTTOM** shelf to prevent their juices from coming in contact with other foods. Store ready-to-eat foods **ABOVE** raw, uncooked foods.

Sanitize equipment and work surfaces between uses, following local or state health codes regarding sanitation solutions.

Proper Holding and Cooking Procedures

Take care that foods do not remain unrefrigerated for extended periods of time. Bacteria can grow rapidly between 40°F and 140°F, which includes room temperature. This is known as the danger zone. If the serving of a hot food must be delayed, keep it in a holding temperature of 140°F or above. All foods left out in the kitchen, at a barbecue or picnic, or on a salad bar should be monitored. Do not hold a food in the temperature danger zone for longer than two hours. After two hours, the food should be discarded.

Meats and poultry should be cooked completely. ***Follow local or state health codes regarding interior temperatures.*** Take appropriate safety and sanitation procedures with thermometers to avoid contamination of other foods.

Do not use leftover marinades to baste meats. Prepare and reserve a separate batch to baste. Do not reuse marinades.

Deep fat-fried foods (cooked by submerging in hot oil or other fat) that are prepared on-site cannot be part of a reimbursable meal.

EXCEPTIONS FOR SPECIAL DIETARY NEEDS

Documentation must be on file and available for individual participants who are unable, because of medical or other special dietary needs, to consume certain foods. Substitutions due to medical needs shall be supported by a statement from a recognized licensed physician, physician's assistant, or nurse practitioner and should include recommended alternate foods. A state-recognized medical authority for this purpose is a state-licensed health care professional who is authorized to write medical prescriptions under state law. (SP-30-3015, SFSP-15-2015, CACFP-13-2015, March 30, 2015) If a medical statement is not available, meals lacking the required components/quantities cannot be claimed for reimbursement.

The facility must provide all required food components for the meals served in order to claim reimbursement. This includes any substitutions made to a meal served to a child with special dietary needs unless supported by the medical statement.

Facilities may consider ethnic and religious preferences when requested by a household. Food substitutions may be made if requested by parents/guardians. Food items substituted must be a creditable item from the same food component if the meal is claimed for reimbursement. Variations on an experimental or continual basis in the food components must have written approval from USDA.

MEDICAL STATEMENT

Part I (to be filled out by <i>institution or parent/guardian</i>)	
Name of Student: John Doe, Jr.	Age: 4
Name of Parent/Guardian: John Doe	Telephone Number: 555-6789
Name of Institution: Toys N Noise	

Part II (to be filled out by a <i>medical authority</i>)
Diagnosis (include description of the patient's medical or other special dietary needs that restrict the patient's diet):
Celiac Disease
List food(s) to be omitted from diet:
Anything that contains gluten
List food(s) that may be substituted (diet plan):
Any gluten-free products
Additional information:

This child has a disability as defined by the American Disability Act: Yes No

10/14/YYYY	<i>R. J. Hoffman, M.D.</i>
Date	Signature of State-Recognized Medical Authority
	555-1212
	Telephone Number

Notes

AT-RISK ORIGINALS

Responsible Principal or Individual (RPI) Consent Form

I, _____, understand that I am the responsible principal and/or individual (RPI) of _____. I hereby appoint _____ to attend training, receive technical assistance, sign for administrative reviews, and have full power and authority to act on my behalf for any other administrative duty related to the Child and Adult Care Food Program (CACFP).

If my institution has any noncompliance's or is declared seriously deficient, I understand that it is still my responsibility as the RPI to complete corrective action or repay any debt owed to the Oklahoma State Department of Education.

RPI Signature

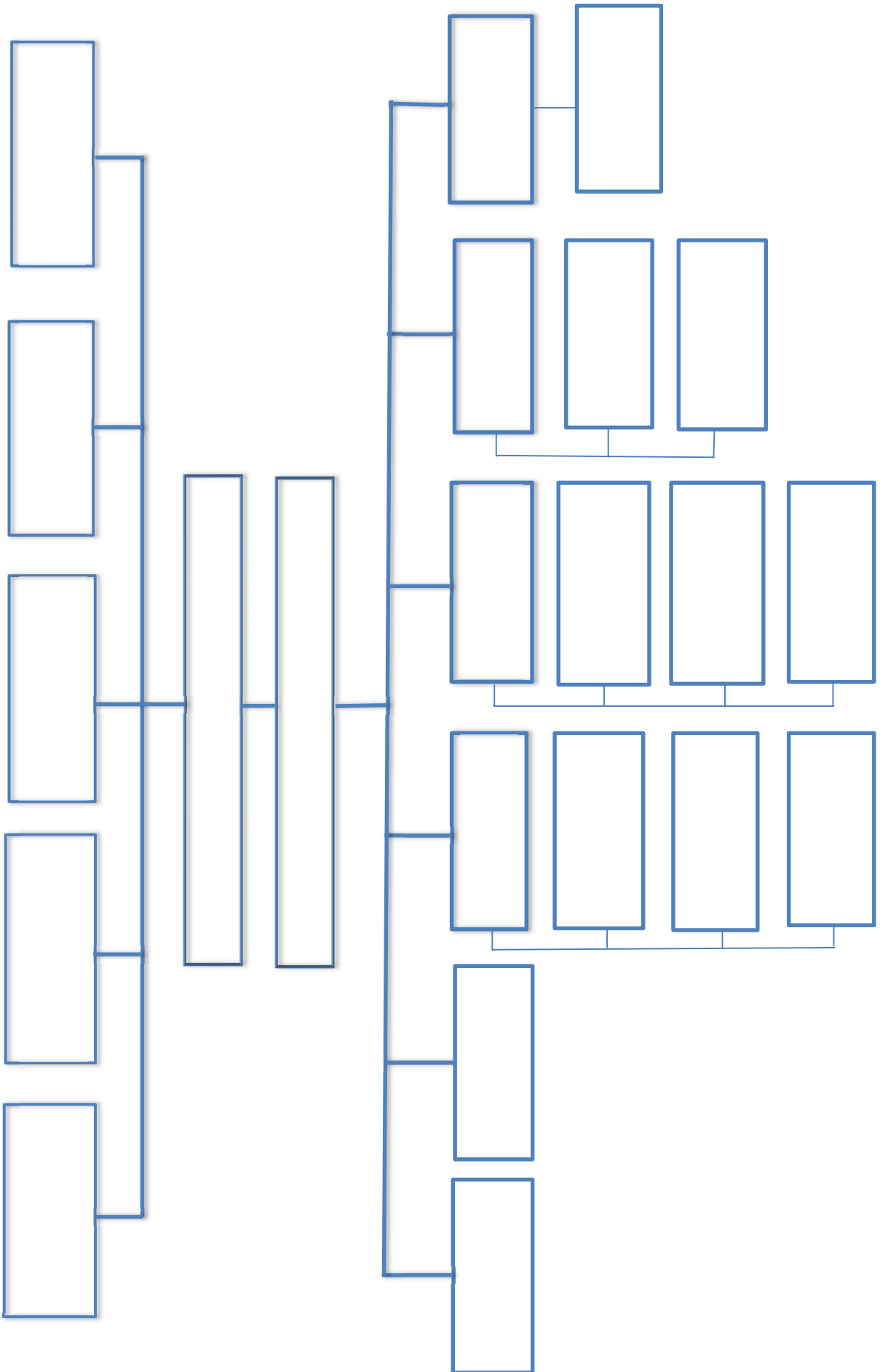
Print RPI Name

Date

This form can be emailed to the assigned person for your application: Lesia.King@sde.ok.gov, Shannon.Nakvinda@sde.ok.gov, or Lori.Burroughs@sde.ok.gov or faxed to 405-521-2239.

Organizational Chart

Name of Institution



MILK SUBSTITUTION REQUEST

Child's Name:	Age:
---------------	------

My child cannot consume milk for the following reason(s):

Signature of Parent/Guardian:	Date:
-------------------------------	-------

INSTITUTION APPROVAL:	
Signature:	Date:

Nondairy Beverages

In the case of children who cannot consume fluid milk due to medical or other special dietary needs other than a disability, nondairy beverages may be served in lieu of fluid milk. Nondairy beverages must be nutritionally equivalent to milk and meet the Nutrient Standards found in cow's milk. Nondairy beverage nutrient requirements per cup include each of the following:

- Calcium 276 mg
- Protein 8 g
- Vitamin A 500 IU
- Vitamin D 100 IU
- Magnesium 24 mg
- Potassium 349 mg
- Phosphorus 222 mg
- Riboflavin 0.44 mg
- Vitamin B-12 1.1 mcg

Parents or guardians may now request in writing nondairy milk substitutions, as described above, without providing a medical statement. As an example, if a parent has a child who follows a vegan diet, the parent can submit a written request of the child's caretaker asking that a milk substitution be served in lieu of cow's milk. The written request must identify the medical or other special dietary need that restricts the diet of the child. ***Such substitutions are at the option and the expense of the facility.*** The requirements related to milk or food substitutions for a participant who has a medical disability and who submits a medical statement signed by a state-recognized medical authority remain unchanged.

MEDICAL STATEMENT

Part I (to be filled out by <i>institution or parent/guardian</i>)	
Name of Student:	Age:
Name of Parent/Guardian:	Telephone Number:
Name of Institution:	

Part II (to be filled out by a <i>medical authority</i>)
Diagnosis (include description of the patient's medical or other special dietary needs that restrict the patient's diet):
List food(s) to be omitted from diet:
List food(s) that may be substituted (diet plan):
Additional information:

This child has a disability as defined by the American Disability Act: Yes No

Date	Signature of State-Recognized Medical Authority
	Telephone Number

CHILD AND ADULT CARE FOOD PROGRAM (CACFP) AT-RISK MEAL COUNT WORKSHEET

Institution Name: _____ Agreement #: DC - _____

Month/Year: _____ Form Completed By: _____

Date	Breakfast	Lunch	Snack	Supper	Nonprogram
1					
2					
3					
4					
5					
6					
7					
8					
9					
10					
11					
12					
13					
14					
15					
16					
17					
18					
19					
20					
21					
22					
23					
24					
25					
26					
27					
28					
29					
30					
31					
Total					

**Adults/Nonprogram can be served but they cannot be claimed for reimbursement*

Building for the Future

This facility participates in the Child and Adult Care Food Program (CACFP), a federal program that provides healthy meals and snacks to children receiving day care.

Each day millions of children participate in CACFP at day care homes and centers across the country. Providers are reimbursed for serving nutritious meals which meet United States Department of Agriculture (USDA) requirements. The program plays a vital role in improving the quality of day care and making it more affordable for low-income families.

Meals

CACFP homes and centers follow meal patterns established by USDA.

Breakfast	Lunch or Supper	Snacks (Two of the Five Groups)
Milk, 1% Fruit Vegetable Grains	Milk, 1% Meat or Meat Alternate Grains Fruit Vegetable	Milk, 1% Meat or Meat Alternate Grains Fruit Vegetable

Participating Facilities

Many different homes and centers operate CACFP and share the common goal of bringing nutritious meals and snacks to participants. Participating facilities include:

- **Child care centers**—Licensed or approved public or private nonprofit child care centers, Head Start programs, and some for-profit centers.
- **Family day care homes**—Licensed or approved private homes.
- **At-Risk Programs**—Centers in low-income areas provide free snack and meal to school-age children and youth.
- **Homeless shelters**—Emergency shelters provide food services to homeless children.

Eligibility

State agencies reimburse facilities that offer nonresidential day care to the following children:

- Children aged 12 and under
- Migrant children aged 15 and younger
- Youths through the age of 18 in At-Risk Programs in needy areas

Contact Information

If you have questions about CACFP, please contact one of the following:

Sponsoring Organization/Center

State Department of Education
Child Nutrition Programs
2500 North Lincoln Boulevard
Oklahoma City, Oklahoma 73105-4599
405-521-3327

This institution is an equal opportunity provider.

CACFP Claim Revision

Agreement #: _____

Institution/Site Name: _____

Please provide the revised counts

Claim Month/Year: _____

Number of days in operations: _____

Total enrollment: _____

At-Risk number of days in operation, if applicable: _____

At-Risk total enrollment, if applicable: _____

Participation Data:

Title XX/XIX, if applicable: _____

Number free eligible: _____

Number reduced eligible: _____

Number not eligible: _____

	Child Care	At-Risk	Adult Care
Number of Breakfasts			
Number of Lunches			
Numbers of Suppers			
Number of Snacks			

Reason for revision: _____

CACFP Meal Service/Hours of Operation Change Form

Agreement Number: _____ Institution Name: _____

This form must be submitted if any of the following information has changed from the original application. Complete and submit to our office for approval prior to meal service change.

For recordkeeping purposes, list the days and times of meal service that you are currently approved for.

List currently approved mealtimes here:

Breakfast		AM Snack		Lunch		PM Snack		Supper		Late PM Snack	
1 st shift		1 st shift		1 st shift		1 st shift		1 st shift		1 st shift	
Beginning	Ending	Beginning	Ending	Beginning	Ending	Beginning	Ending	Beginning	Ending	Beginning	Ending
2 nd shift		2 nd shift		2 nd shift		2 nd shift		2 nd shift		2 nd shift	
Beginning	Ending	Beginning	Ending	Beginning	Ending	Beginning	Ending	Beginning	Ending	Beginning	Ending

List currently approved maximum number of meals:

Breakfast		AM Snack		Lunch		PM Snack		Supper		Late PM Snack	
1 st	2 nd	1 st	2 nd	1 st	2 nd	1 st	2 nd	1 st	2 nd	1 st	2 nd

Check the box for each day currently approved to serve meals and current hours of operation:

Monday	Tuesday	Wednesday	Thursday	Friday	Saturday	Sunday	Open	Close

Enter the new information you wish to change and submit for approval below.

If applicable, list NEW mealtimes here:

No change to mealtimes

Breakfast		AM Snack		Lunch		PM Snack		Supper		Late PM Snack	
1 st shift		1 st shift		1 st shift		1 st shift		1 st shift		1 st shift	
Beginning	Ending	Beginning	Ending	Beginning	Ending	Beginning	Ending	Beginning	Ending	Beginning	Ending
2 nd shift		2 nd shift		2 nd shift		2 nd shift		2 nd shift		2 nd shift	
Beginning	Ending	Beginning	Ending	Beginning	Ending	Beginning	Ending	Beginning	Ending	Beginning	Ending

List NEW maximum number of meals:

No change to max number

Breakfast		AM Snack		Lunch		PM Snack		Supper		Late PM Snack	
1 st	2 nd	1 st	2 nd	1 st	2 nd	1 st	2 nd	1 st	2 nd	1 st	2 nd

If serving shift or weekend meals, please provide justification:

If applicable, check the box for each day you wish to serve meals:

No change to days of the week

Monday	Tuesday	Wednesday	Thursday	Friday	Saturday	Sunday

If applicable, list your NEW hours of operation:

Open	Close

No change to hours of operation

I further certify that all the information is true and correct. I understand that this information is being given in connection with the receipt of federal funds; that Department officials may, for cause, verify information; and that deliberate misrepresentation may subject me to prosecution under applicable state and criminal statutes. The program must be made available to all eligible children regardless of race, color, national origin, disability, age, reprisal, and retaliation for prior civil rights activity in any program or activity conducted or funded by USDA.

Authorized Representative Signature: _____ Date: _____

CHILD MEAL WAIVER

A new waiver from must be obtain every fiscal year

I wish to decline my child's participation in the Child and Adult Care Food Program (CACFP). I understand that the facility will not be claiming my child's meals for CACFP reimbursement.

Name of Child: _____

Age: _____

Signature of Parent/Guardian: _____

Date: _____

Budget Revision Justification Form

Date: _____

Institution Name: _____

Agreement Number: _____

Budget Amendment Justification Month and Year: _____

NOTE: Budget amendments can only be effective beginning the first of the month in which the amendment is received. Example: A budget amendment received on October 25 can be effective on October 1.

Budget Line-Item Number/Type of Expense: _____

Original projected amount: _____

Adjusted projected amount: _____

Justification Explanation:

Budget Line-Item Number/Type of Expense: _____

Original projected amount: _____

Adjusted projected amount: _____

Justification Explanation:

Budget Line-Item Number/Type of Expense: _____

Original projected amount: _____

Adjusted projected amount: _____

Justification Explanation:

AT-RISK MONTHLY RECORD-KEEPING CHECKLIST

Month: _____ Year: _____

This form should be maintained on the outside or inside of each monthly folder. A check mark should be placed beside those items that are included in the monthly folder or by tasks that were completed. Some documents may not be immediately available and will be *checked off* as they are added to the folder.

- Meal Count Worksheet
- Schools Only :Expenditure/Reimbursement Worksheet or Revenue and Expenditure report showing code 700 (Summary of All Allowable Operating and Administrative Costs)
- Financial Documentation - Any bank and credit card statement(s) where CACFP funds were deposited, spent, or transferred to or from, Year to date report, Profit/Loss statement, canceled checks, etc.
- Food-Purchasing Forms/Itemized Receipts
- Daily Attendance Records
- Enrollment Documentation
- Sign in sheets for children not enrolled but participate in a meal, if applicable
- End of the Month Inventory (*Schools can use perpetual*)

ADDITIONAL TASKS THAT MUST BE COMPLETED PRIOR TO SUBMISSION OF A CLAIM FOR REIMBURSEMENT:

- Add new participants in attendance
- Food Production Records/Menus as Served and CN labels and Product Formulation Statements, if applicable, were maintained daily documenting meals being claimed for reimbursement or ***Contract Meal Delivery Receipt for contract meal sites only***. Infant Meals as Served Record, if applicable.

KEEP ALL CORRESPONDENCE RECEIVED FROM THE STATE AGENCY IN A MONTHLY FOLDER OR IN A GENERAL CORRESPONDENCE FOLDER.

ANNUAL REQUIRED DOCUMENTATION

- Procurement Documentation
- Training Records

WEEKLY MENU PLANNER

BREAKFAST	AM SNACK	LUNCH

This institution is an equal opportunity provider.

WEEKLY MENU PLANNER

PM SNACK	SUPPER	LATE PM SNACK

This institution is an equal opportunity provider.

BREAKFAST

HOW TO CALCULATE NUMBER OF SERVINGS NEEDED

Children Present: _____ (Aged 1 through 2)
 _____ (Aged 3 through 5)
 _____ (Aged 6 through 18)

Number of Children/Adults Served					
MILK (Only Approved Types Allowed)					
Aged 1 through 2		X	4 fluid oz (1/2 cup)	=	
Aged 3 through 5		X	6 fluid oz (3/4 cup)	=	
Aged 6 through 18		X	8 fluid oz (1 cup)	=	
Program Adults*		X	8 fluid oz (1 cup)	=	
					Total Number of Fluid Ounces Needed
There are 128 ounces of milk in one gallon.					

FRUIT/VEGETABLE					
Aged 1 through 2		X	1 (1/4 cup)	=	
Aged 3 through 5		X	2 (1/4 cup)	=	
Aged 6 through 18		X	2 (1/4 cup)	=	
Program Adults*		X	2 (1/4 cup)	=	
					Total Number of 1/4 Cups

MEAT/MEAT ALTERNATE (Optional)					
Aged 1 through 2		X	.5 oz	=	
Aged 3 through 5		X	.5 oz	=	
Aged 6 through 18		X	1.0 oz	=	
Program Adults*		X	1.0 oz	=	
					Total Ounces Needed

GRAINS					
Aged 1 through 2		X	0.5 (1/2 oz eq)	=	
Aged 3 through 5		X	0.5 (1/2 oz eq)	=	
Aged 6 through 18		X	1 (1 oz eq)	=	
Program Adults*		X	1 (1 oz eq)	=	
					Total Oz Equ Needed

•Adult meals on this form are calculated using the 6- through 12-year-old serving size.

LUNCH AND SUPPER

HOW TO CALCULATE NUMBER OF SERVINGS NEEDED

Children Present: _____ (Aged 1 - 2) _____ (Aged 3 - 5) _____ (Aged 6 - 18)

Number of Children/Adults Served					
MILK (Only Approved Types Allowed)					
Aged 1 through 2		X	4 fluid oz (1/2 cup)	=	
Aged 3 through 5		X	6 fluid oz (3/4 cup)	=	
Aged 6 through 18		X	8 fluid oz (1 cup)	=	
Program Adults*		X	8 fluid oz (1 cup)	=	
					Total Number of Fluid Ounces Needed
There are 128 ounces of milk in one gallon.					

MEAT/MEAT ALTERNATE					
Aged 1 through 2		X	1.0 oz	=	
Aged 3 through 5		X	1.5 oz	=	
Aged 6 through 18		X	2.0 oz	=	
Program Adults*		X	2.0 oz	=	
					Total Ounces Needed

VEGETABLE					
Aged 1 through 2		X	.5 (1/4 cup)	=	
Aged 3 through 5		X	1 (1/4 cup)	=	
Aged 6 through 18		X	2 (1/4 cup)	=	
Program Adults*		X	2 (1/4 cup)	=	
					Total Number of 1/4 Cups Needed

FRUIT					
Aged 1 through 2		X	.5 (1/4 cup)	=	
Aged 3 through 5		X	1 (1/4 cup)	=	
Aged 6 through 18		X	1 (1/4 cup)	=	
Program Adults*		X	1 (1/4 cup)	=	
					Total Number of 1/4 Cups Needed

GRAINS					
Aged 1 through 2		X	0.5 (1/2 oz eq)	=	
Aged 3 through 5		X	0.5 (1/2 oz eq)	=	
Aged 6 through 18		X	1 (1 oz eq)	=	
Program Adults*		X	1 (1 oz eq)	=	
					Total Oz Eq Needed

•Adult meals on this form are calculated using the 6- through 12-year-old serving size.

SNACK

HOW TO CALCULATE NUMBER OF SERVINGS NEEDED

(Choose two of the five food components.)

Children Present: _____ (Aged 1 through 2) _____ 3 (Aged 3 through 5) _____ (Aged 6 through 12)

Number of Children/Adults Served					
MILK (Only Approved Types Allowed)					
Aged 1 through 2		X	4 fluid oz (1/2 cup)	=	
Aged 3 through 5		X	4 fluid oz (1/2 cup)	=	
Aged 6 through 12		X	8 fluid oz (1 cup)	=	
Program Adults*		X	8 fluid oz (1 cup)	=	
					Total Number of Fluid Ounces Needed
There are 128 ounces of milk in one gallon.					
VEGETABLE					
Aged 1 through 2		X	2 (1/4 cup)	=	
Aged 3 through 5		X	2 (1/4 cup)	=	
Aged 6 through 12		X	3 (1/4 cup)	=	
Program Adults*		X	3 (1/4 cup)	=	
					Total Number of 1/4 Cups Needed
FRUIT					
Aged 1 through 2		X	2 (1/4 cup)	=	
Aged 3 through 5		X	2 (1/4 cup)	=	
Aged 6 through 12		X	3 (1/4 cup)	=	
Program Adults*		X	3 (1/4 cup)	=	
					Total Number of 1/4 Cups Needed
MEAT/MEAT ALTERNATE					
Aged 1 through 2		X	.5 oz	=	
Aged 3 through 5		X	.5 oz	=	
Aged 6 through 12		X	1.0 oz	=	
Program Adults*		X	1.0 oz	=	
					Total Ounces Needed
GRAINS					
Aged 1 through 2		X	0.5 (1/2 oz eq)	=	
Aged 3 through 5		X	0.5 (1/2 oz eq)	=	
Aged 6 through 12		X	1 (1 oz eq)	=	
Program Adults*		X	1 (1 oz eq)	=	
					Total Oz Eq Needed

•Adult meals on this form are calculated using the 6- through 12-year-old serving size.

PRODUCT FORMULATION STATEMENT FOR MEAT/MEAT ALTERNATE AND ALTERNATE PROTEIN PRODUCT CALCULATIONS

Provide a copy of the label in addition to the following information on company letterhead by an official representative of the company.

Product Name: _____ Code Number: _____

Manufacturer: _____ Case/Pack/Count/Portion Size: _____

I. Meat/Meat Alternate (M/MA)

Please fill out the chart below to determine the creditable amount of Meat/Meat Alternate.

Description of Creditable Ingredients Per Food-Buying Guide	Ounces Per Raw Portion of Creditable Ingredient	Multiply	Food-Buying Guide Yield	Creditable Amount*
		X		
		X		
		X		
A. Total Creditable Amount¹				

*Creditable Amount—Multiply ounces per raw portion of creditable ingredient by the *Food-Buying Guide* yield.

II. Alternate Protein Product (APP)

If the product contains APP, please fill out the chart below to determine the creditable amount of APP. If APP is used, you must provide documentation as described in Attachment A for each APP used.

Description of APP, Manufacturer's Name, and Code Number	Ounces Dry APP Per Portion	Multiply	% of Protein As-Is*	Divide by 18**	Creditable Amount APP***
		X	%	÷ 18	
		X	%	÷ 18	
		X	%	÷ 18	
B. Total Creditable Amount¹					
C. TOTAL CREDITABLE AMOUNT (A + B rounded down to nearest 1/4 oz)					

* Percent of protein As-Is is provided on the attached APP documentation.

** 18 is the percent of protein when fully hydrated.

*** Creditable amount of APP equals ounces of dry APP multiplied by the percent of protein as-is divided by 18.

¹ Total Creditable Amount must be rounded **DOWN** to the nearest 0.25 oz (1.49 would round down to 1.25 oz meat equivalent). Do **NOT** round up. If you are crediting both M/MA and APP, you do not need to round down in Box A until after you have added the creditable APP amount from Box B.

Total weight (per portion) of product as purchased: _____

Total creditable amount of product (per portion): _____ (Reminder: Total creditable amount cannot count for more than the total weight of product.)

I certify that the above information is true and correct and that a _____ - ounce serving of the above product (ready-for-serving) contains _____ ounces of equivalent meat/meat alternate when prepared according to directions.

I further certify that any APP used in the product conforms to the Food and Nutrition Service (FNS) Regulations (7 CFR Parts 210, 220, 225, 226, Appendix A) as demonstrated by the attached supplier documentation (Attachment A).

Signature: _____ Title: _____

Printed Name: _____ Date: _____ Phone Number: _____

PRODUCT FORMULATION STATEMENT FOR PREPARED GRAINS/BREADS

Product Name: _____ Code Number: _____

Case/Pack/Count/Portion Size: _____

Total Weight (Grams or Ounces) of One Ready-to-Eat Serving of Product: _____

List the exact types and weights of each enriched and/or whole-grain meal, flour, bran, or germ per product serving:

I certify that the above information is true and correct and that _____ (specify serving weight) ready-to-eat serving of the specified product contains _____ serving(s) of Grains/Breads* for the USDA Child Nutrition Programs.

Signature Title

Printed Name Date Telephone Number

* For crediting as a Grains/Breads component, FNS Child Nutrition Programs require (1) all grains/breads items must be enriched or whole grain, made from enriched or whole-grain flour. If using a cereal, it must be whole grain, enriched, or fortified. Bran and germ are credited the same as enriched or whole-grain meal or flour; (2) the exact or minimum amount of creditable grains must be documented to assure that 14.75 grams of creditable grains equals one grains/breads serving. Grains/breads may be credited in 1/4-serving increments. See FNS Instruction 783-1, Rev. 2, to equal 1 serving Grains/Breads or FNS *Food-Buying Guide*, revised November 2001.

PRODUCT FORMULATION STATEMENT FOR PREPARED FRUIT/VEGETABLE

Product Name: _____ Code Number: _____

Case/Pack/Count/Portion Size: _____

Volume and Weight of One Serving of Product: _____

- Weight of Total Product Per Batch: _____
- Number of Portions/Servings Per Batch: _____

I certify that the above information is true and correct and that one _____ serving (specify serving volume/weight) of the above product (ready-to-eat) contains _____ servings of Fruit/Vegetable** for the Child Nutrition Programs.

Signature Title

Printed Name Date Telephone Number

* CNP requires 14.75 grams of whole-grain or enriched flour or meal, bran or germ, or an equivalent amount of cereal as provided in FNS Instruction 783-1, Rev. 2, to equal 1 serving Grains/Breads. Grains/Breads may be credited in 1/4-serving increments.

** CNP requires a minimum of 1/8 cup fruit/vegetable to equal 1 serving Fruit/Vegetable.

ATTACHMENT A

Company Name: _____

APP Product: _____

- A. _____ certifies that _____ meets all requirements for APP intended for use in foods manufactured for Child Nutrition Programs as described in Appendix A of 7 CFR 210, 220, 225, and 226.
- B. _____ certifies that _____ has been processed so that some portion of the nonprotein constituents have been removed by fractionating. This product is produced from _____.
- C. The Protein Digestibility Corrected Amino Acid Score (PDCAAS) for _____ is _____. It was calculated by multiplying the lowest uncorrected amino acid score by true protein digestibility as described in the Protein Quality Evaluation Report from the Joint Expert Consultation of the Food and Agriculture Organization/World Health Organization of the United Nations, presented December 4-8, 1989, in Rome, Italy. The PDCAAS is required to be greater than 0.8 (80 percent of casein).
- D. The protein level of _____ is at least 18 percent by weight when fully hydrated at a ratio of _____ parts water to one part product.
- E. The protein level of _____ is certified to be at least _____ on an As-Is basis for the As-Purchased product. **NOTE: Protein is often provided on a moisture-free basis (MFB), which is not the information Food and Nutrition Service (FNS) requires.**

All of the above information is required for APP.

NOTE: It is also helpful to have the ingredients statement for the APP product. For example, if the product is uncolored and unflavored, the ingredients statement might be soy protein concentrate or if the product is colored and textured, the ingredients statement might be textured vegetable protein (soy flour, caramel color).

A manufacturer's Product Formulation Statement (PFS) is a signed, certified document that provides a way for a manufacturer to demonstrate how a product may contribute to the meal pattern requirements of USDA's CNP. A PFS is typically provided for processed products that do not have a CN label. Program operators must request a signed manufacturer's PFS when purchasing a processed product with a CN label. Program operators are responsible for ensuring menu items meet meal pattern requirements; therefore, program operators should review and verify the crediting statement on a manufacturer's PFS before purchasing the product.

CHECKLIST FOR EVALUATING A MANUFACTURER'S PFS		
(If <i>N</i> is checked for any question below, contact the manufacturer to request the information)		
Y	N	Is the PFS on signed company letterhead? The signature on the PFS can be handwritten, stamped, or electronic.
Y	N	Does the PFS include product name, product code number, and serving/portion size?
Y	N	Do the creditable ingredients* listed on the PFS match or have a similar description as the ingredients listed on the product label? For example, if the PFS lists <i>ground beef (not more than 20% fat)</i> , the product label should also list <i>ground beef (not more than 20% fat)</i> .
Y	N	Do the creditable ingredients* listed on the PFS match or have a similar description to a food item listed in the <i>Food-Buying Guide (FBG) for School Meal Programs</i> or <i>FBG for Child Nutrition Programs</i> (available at http://www.fns.usda.gov/tn/food-buying-guide-school-meal-programs or http://www.fns.usda.gov/tn/food-buying-guide-for-child-nutrition-programs)?
Y	N	If the product is a meat/meat alternate, does it contain an Alternate Protein Product (APP) such as soy concentrate? If <i>Yes</i> , does the manufacturer provide supporting documentation that meets USDA's APP requirements? Specific requirements for APP products and examples of supporting documentation are available at http://www.fns.usda.gov/cnlabeling/food-manufacturersindustry .
Y	N	Does the PFS demonstrate how creditable ingredients* contribute toward the meal pattern requirement(s) (i.e., provides information to calculate crediting)?
Y	N	Are the manufacturer's calculations correct and verified?

- The total creditable amount should **NEVER** be rounded up. The total creditable amount must **round down** to the nearest 0.25 oz (e.g., total creditable amount of 0.99 oz must **round down** to 0.75 oz.).
- The meat/meat alternate credit cannot exceed the total serving size of the product (e.g., a 2.15-oz beef patty may not credit more than 2.00 oz meat/meat alternate).
- Fruits and vegetables (including purees) credit on the volume served (cup servings). For example, if 1/2 cup red/orange vegetables is served, then the contribution toward the red/orange vegetables subgroup is 1/2 cup credit.

The only exceptions are:

- Tomato paste and tomato puree are credited based on their whole food equivalency using the percent natural tomato soluble solids in the past or puree. See FBG for additional information on calculated volume.
- Dried fruits credit as double the volume served in school meals only (e.g., 1/4 cup raisins credit as 1/2 cup fruit). All other CN programs credit dried fruit on the volume served.
- Raw leafy vegetables credit as half the volume served in school meals only (e.g., 1 cup raw spinach credits as 1/2 cup dark-green vegetable). All other CN programs credit as volume served.
- A PFS may include crediting information for more than one meal component. For instance, a cheese pizza may credit toward the meat/meat alternate, grains, and the red/orange vegetable subgroup. The crediting information for each meal component may be documented on the same PFS.

PFS templates for each meal component are available on the CN labeling Web site at <http://www.fns.usda.gov/cnlabeling/food-manufacturersindustry>. Manufacturers may use PFS templates as a guide to help develop a PFS; however, they are not required to use the same format as the USDA's template, but they must present the same information on their company letterhead.

- * A **creditable ingredient** is a food/ingredient that contributes to one of the food components of USDA's meal pattern requirements.

MENUS AS SERVED

- Regular Meals
- At-Risk Meals

Comments/Special Dietary Needs:

Date: _____

Form completed by: _____

MEAL TYPE	QTY SERVED: MEAT/MEAT ALTERNATE	QTY SERVED: GRAINS	QTY SERVED: VEGETABLE/ JUICE	QTY SERVED: FRUIT/JUICE	QTY SERVED: MILK
BREAKFAST Total children served: _____ Number of children served: 3-5: _____ 6-12: _____ Program Adults: _____		WG <input type="checkbox"/>			
AM SNACK Total children served: _____ Number of children served: 3-5: _____ 6-12: _____ Program Adults: _____		WG <input type="checkbox"/>			
LUNCH Total children served: _____ Number of children served: 3-5: _____ 6-12: _____ Program Adults: _____		WG <input type="checkbox"/>			
PM SNACK Total children served: _____ Number of children served: 3-5: _____ 6-12: _____ Program Adults: _____		WG <input type="checkbox"/>			
SUPPER Total children served: _____ Number of children served: 3-5: _____ 6-12: _____ Program Adults: _____		WG <input type="checkbox"/>			
LATE PM SNACK Total children served: _____ Number of children served: 3-5: _____ 6-12: _____ Program Adults: _____		WG <input type="checkbox"/>			

MENUS AS SERVED

(Snack Only)

Form completed by: _____

Comments/Special Dietary Needs:

MEAL TYPE	QTY SERVED: MEAT/MEAT AL- TERNATE	QTY SERVED: GRAINS	QTY SERVED: VEGETABLE/ JUICE	QTY SERVED: FRUIT/JUICE	QTY SERVED: MILK
SNACK Date: _____ Total children served: ____ Number of children served: 3-5: ____ 6-12: ____ Program Adults: ____		WG <input type="checkbox"/>			
SNACK Date: _____ Total children served: ____ Number of children served: 3-5: ____ 6-12: ____ Program Adults: ____		WG <input type="checkbox"/>			
SNACK Date: _____ Total children served: ____ Number of children served: 3-5: ____ 6-12: ____ Program Adults: ____		WG <input type="checkbox"/>			
SNACK Date: _____ Total children served: ____ Number of children served: 3-5: ____ 6-12: ____ Program Adults: ____		WG <input type="checkbox"/>			
SNACK Date: _____ Total children served: ____ Number of children served: 3-5: ____ 6-12: ____ Program Adults: ____		WG <input type="checkbox"/>			
SNACK Date: _____ Total children served: ____ Number of children served: 3-5: ____ 6-12: ____ Program Adults: ____		WG <input type="checkbox"/>			

MENUS AS SERVED

(Supper Only)

Form completed by: _____

Comments/Special Dietary Needs:

MEAL TYPE	QTY SERVED: MEAT/MEAT AL- TERNATE	QTY SERVED: GRAINS	QTY SERVED: VEGETABLE/ JUICE	QTY SERVED: FRUIT/JUICE	QTY SERVED: MILK
SUPPER Date: _____ Total children served: _____ Number of children served: 3-5: _____ 6-12: _____ Program Adults: _____		WG <input type="checkbox"/>			
SUPPER Date: _____ Total children served: _____ Number of children served: 3-5: _____ 6-12: _____ Program Adults: _____		WG <input type="checkbox"/>			
SUPPER Date: _____ Total children served: _____ Number of children served: 3-5: _____ 6-12: _____ Program Adults: _____		WG <input type="checkbox"/>			
SUPPER Date: _____ Total children served: _____ Number of children served: 3-5: _____ 6-12: _____ Program Adults: _____		WG <input type="checkbox"/>			
SUPPER Date: _____ Total children served: _____ Number of children served: 3-5: _____ 6-12: _____ Program Adults: _____		WG <input type="checkbox"/>			
SUPPER Date: _____ Total children served: _____ Number of children served: 3-5: _____ 6-12: _____ Program Adults: _____		WG <input type="checkbox"/>			

AT-RISK INDEX

Accountability	A-18
Acronyms.....	A-4
Administrative Capability	A-18-19
Administrative Review Notification Letter	A-52
Allowable/Unallowable Cost	A-74
Annual Expenditure/Reimbursement Worksheet.....	A-24-25, A-27-29, A-176
Attendance Records	A-35-36
Audits.....	A-20
Basic Responsibilities.....	A-9-13
Budget Justification Form	A-57-58, A-188
Building for the Future	A-40-41, A-182
Calculating Number of Servings	A-154-157, A-192-194
Capability	A-18-19
Cereal Sugar Limit Chart.....	A-136
Certification Regarding Debarment/Suspension	A-102-103
Chart of Procedures	A-95-96
Checklist (monthly record keeping).....	A-51, A-189
Child Meal Waiver Form	A-59, A-187
Child Nutrition Funds	A-20
Civil Rights.....	A-67
Claim for Reimbursement.....	A-46-47
Claim Revision.....	A-53-54, A-185
Claim Validation.....	A-16
Contact Information for Program Specialist and CACFP Office Staff	A-7
Contract Meal Delivery Receipt.....	A-114, A-199
Contract Meals	A-112-113
Contracting for Food Service.....	A-110-111
Contracting for Services	A-110
Contracting with a Public School	A-111-112
CN Labels/Product Formulation Statements	A-150-151
Crediting Combination Foods	A-149
Daily Attendance Records	A-35-36, A-179-180
Debarment/Suspension Certification	A-80, A-102-103
Determining Number of Servings in Grains/Breads.....	A-141
Disclosure of Lobbying Activities	A-80, A-105-108
Eligibility.....	A-5
End of the Month Inventory	A-43-45, A-183-184
End of Year Report	A-27-29, A-177
Expenditure/Reimbursement Worksheet.....	A-24-26, A-176
Financial Management	A-18
Financially Viable.....	A-18
Food-Buying Guide.....	A-160-164
Food-Purchasing Form.....	A-22-23, A-175

Formal Bid Procurement Log.....	A-100
Formal Methods of Procurement.....	A-76-77
Formal Procurement Checklist.....	A-82-83
For Profit/Nonprofit Status.....	A-19
Fruits & Vegetables.....	A-129-132
Good Standing with the State of Oklahoma.....	A-16
Grains.....	A-133-148
Grain-Based Desserts.....	A-133-134, A-145
Grains Chart.....	A-142-143
Grains/Bread - Determining Number of Servings.....	A-141
Informal Methods of Procurement.....	A-75
Informal Procurement Log.....	A-97
In-Service Training.....	A-65-66
Integrity.....	A-16
Inventory.....	A-43-45, A-183-184
Label Documentation.....	A-150
Meal Count Worksheet.....	A-37-38, A-181
Meal Pattern Requirements.....	A-117-119
Meal Time Change Form.....	A-55-56, A-186
Meal Waiver Form (Child).....	A-59, A-187
Meat/Meat Alternates.....	A-124-125
Medical Statement.....	A-168-169, A-178
Menu Planner Form (Weekly).....	A-190-191
Menus As Served form.....	A-158-159, A-200-202
Methods of Procurement.....	A-75-77
Micro Purchasing.....	A-75
Milk.....	A-120-122
Milk Substitution Request.....	A-123, A-174
Monthly Record-Keeping Checklist.....	A-51, A-189
Nondiscrimination Statement.....	A-68
Nonprofit/For Profit Status.....	A-19
Notification Letter.....	A-52
Number of Servings—How to Calculate.....	A-154-157, A-192-194
Organizational Chart.....	A-30-31, A-173
Originals.....	A-171
OSDE Connect.....	A-63
Other Required Records.....	A-12, A-39
Payment Notice.....	A-49-50
Procurement.....	A-73
Procurement Plan Prototype.....	A-92-95
Procurement Procedures and Practices.....	A-75

Procurement Types	A-78
Procurement Product Specifications	A-84, A-86-89
Procurement Solicitation Letter	A-84-85
Product Formulation Statements/CN Labels	A-150-151, A-195-198
Profit/Loss of Institutions (Financial Viability)	A-18
Program Accountability	A-18
Program Integrity	A-16
Program Discrimination Complaint form	A-71-72
Program Specialist Contact Information	A-7
Proof of Ownership Information	A-17-18
Purchasing Equipment	A-90
Records and Record Keeping	A-11, A-33
Regional Specialist and Office Staff Contact Information	A-7
RPI Consent form	A-172
Safety & Sanitation	A-166-167
Small Purchase/Informal Procurement Log	A-98
Small Purchasing Procedures	A-75-76
Special Dietary Needs	A-168
Training	A-12, A-61
Training Calendar Registration	A-62-63
Training from Other Organizations	A-64
Three Month Operating Balance	A-20
Unallowable/Allowable Cost	A-74
VCA	A-18
Vegetables and Fruits	A-129-132
Vendor Contacts	A-101
Water Requirement	A-13
Weekly Menu Planner	A-190-191
Whole Grains List	A-140
Yogurt Sugar Limit Chart	A-126