

# Setting Targets for SoonerStart Outcomes

September 16, 2021

October 14, 2021



**OKLAHOMA**  
Education



# Agenda

- Introductions
  - Name, primary role (parent, advocate/organization, SoonerStart/state agency, other), town/city
- Representation Polls
- Overview of Process
- Indicator Reviews
  - Data
  - Discussion
  - Preference-sharing

# State Performance Plan and Annual Performance Report (SPP/APR)

- Office of Special Education Programs (OSEP) oversees implementation of the Individuals with Disabilities in Education Act (IDEA)
- IDEA requires states produce a “**State Performance Plan and Annual Performance Report**” on the state’s achievement on 10 indicators regarding infants and toddlers with disabilities
  - Requires monitoring local site compliance and performance in every area
  - The set of indicators is adjusted in 6-year cycles, resulting in new targets

# Requirements for SPP/APR Indicators

- Annual targets must be set
- Final target must be better than baseline
- Expect at least marginal improvement by end of cycle
- Targets set with diverse stakeholder input
- Compliance indicators have targets set by OSEP and are non-negotiable

# PERFORMANCE INDICATORS

## Setting Targets

# Indicators Requiring State-Defined Targets

2: Natural Environments

3: Early Childhood Outcomes

4: Family Outcomes

5: Child Find Birth to One

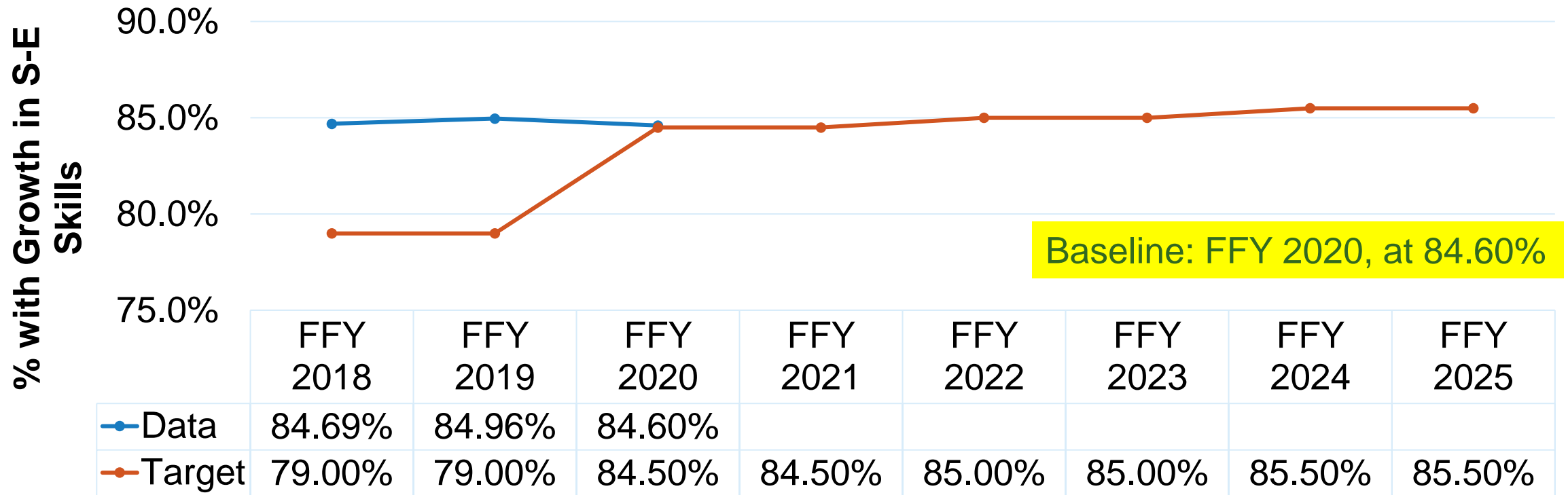
6: Child Find Birth to Three

9: Percent of hearing requests resolved through resolution sessions

10: Percent of mediations held that resulted in mediation agreements

# Indicator 3A: ECOs - Growth in S/E Skills

## Proposed Targets



66% of stakeholders responding selected target intervals for the next six years using the historic trend line based on a revised baseline of **84.60%** (FFY 2020 results). The FY2025 final target is above baseline at **85.50%**.

# Indicator 5: Child Find – Birth to One

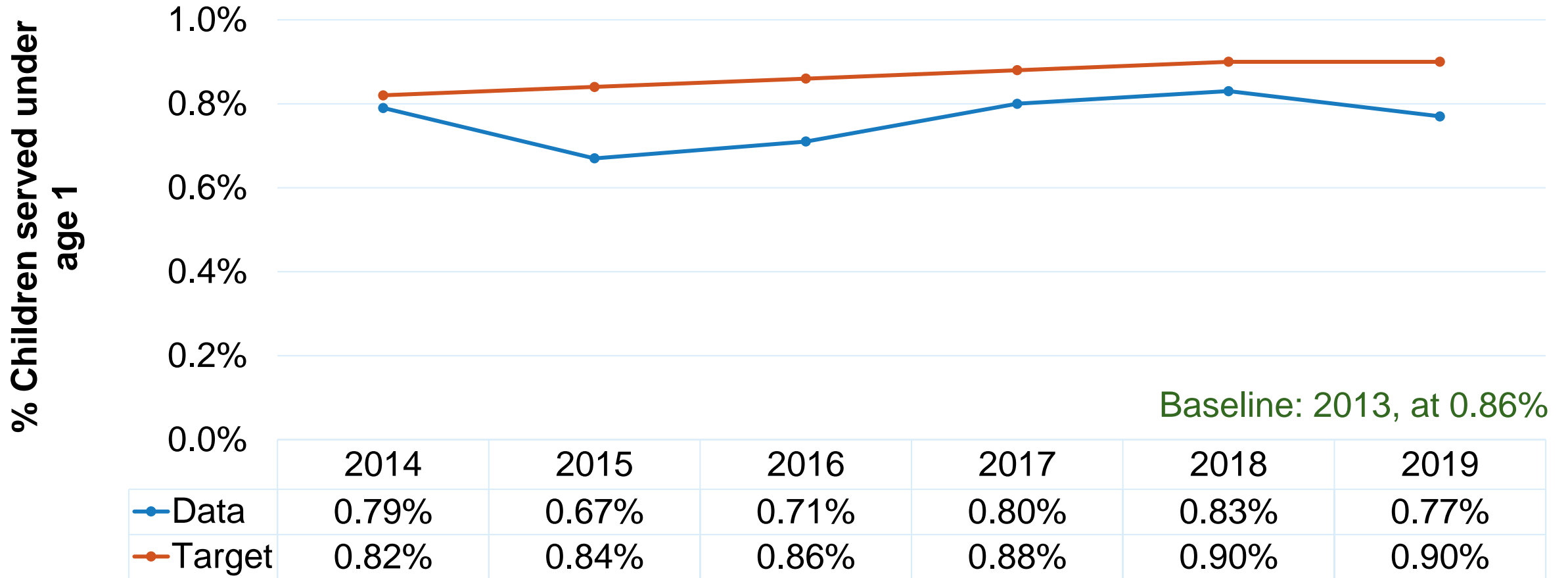
*Question addressed:*

- What percent of children ages birth to *one* receive services on an IFSP in Oklahoma?

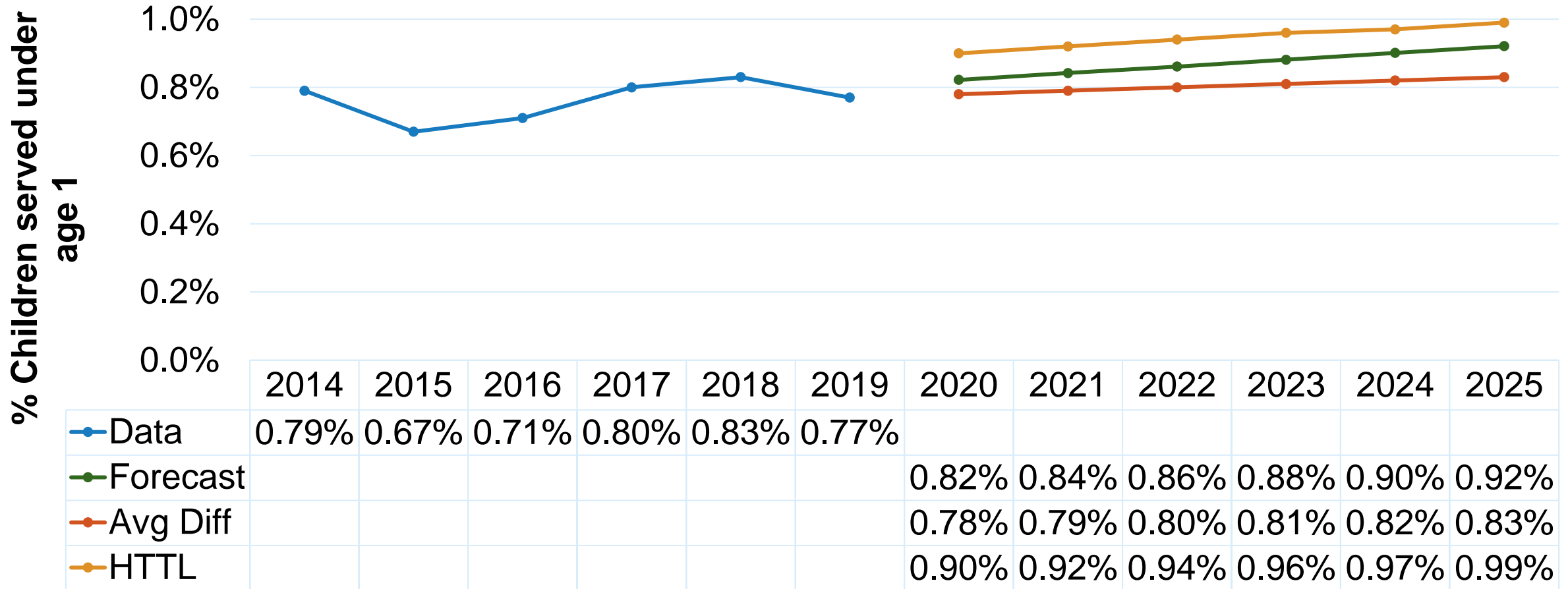
*Source:* the annual child count on December 1



# Indicator 5: Historical Data



# Indicator 5: Some Possible Targets



# Discussion: Indicator 5

- Essence: What percentage of children do we expect to serve in SoonerStart?
- Final Year Targets
  - What rate should we strive to reach?
  - Is baseline (0.86%) good enough, or should we raise the target?
- Method, if growth
  - Forecast using linear estimation of growth
  - Average annual difference
  - Something else?
    - Long-term goal
    - Specific annual % increase
    - Specific annual # increase

# Poll Questions: Indicator 5

- Which target for Indicator 5 do you prefer in six years?
  - Close to baseline (0.86%)
  - 0.9%
  - 1.0%
  - 1.1%
  - 1.2%
- Which method of calculating interim targets do you prefer?
  - Forecast
  - Average annual difference
  - Specific number change
  - Continue historic trend line
  - Varying: small improvement at beginning & larger at end

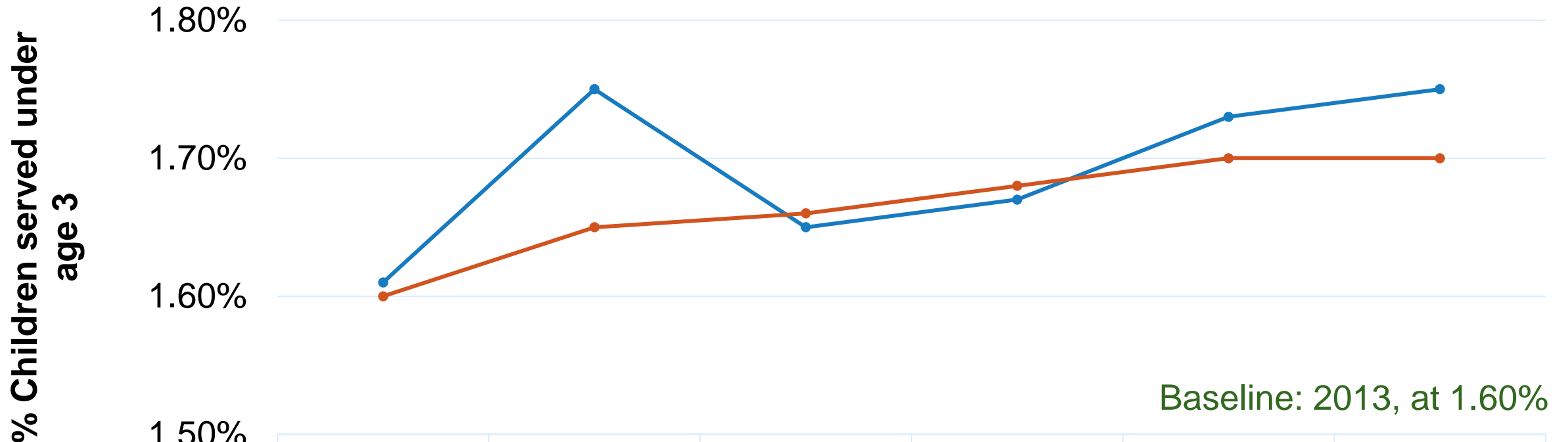
# Indicator 6: Child Find – Birth to Three

*Question addressed:*

- What percent of children ages birth to *three* receive services on an IFSP in Oklahoma?

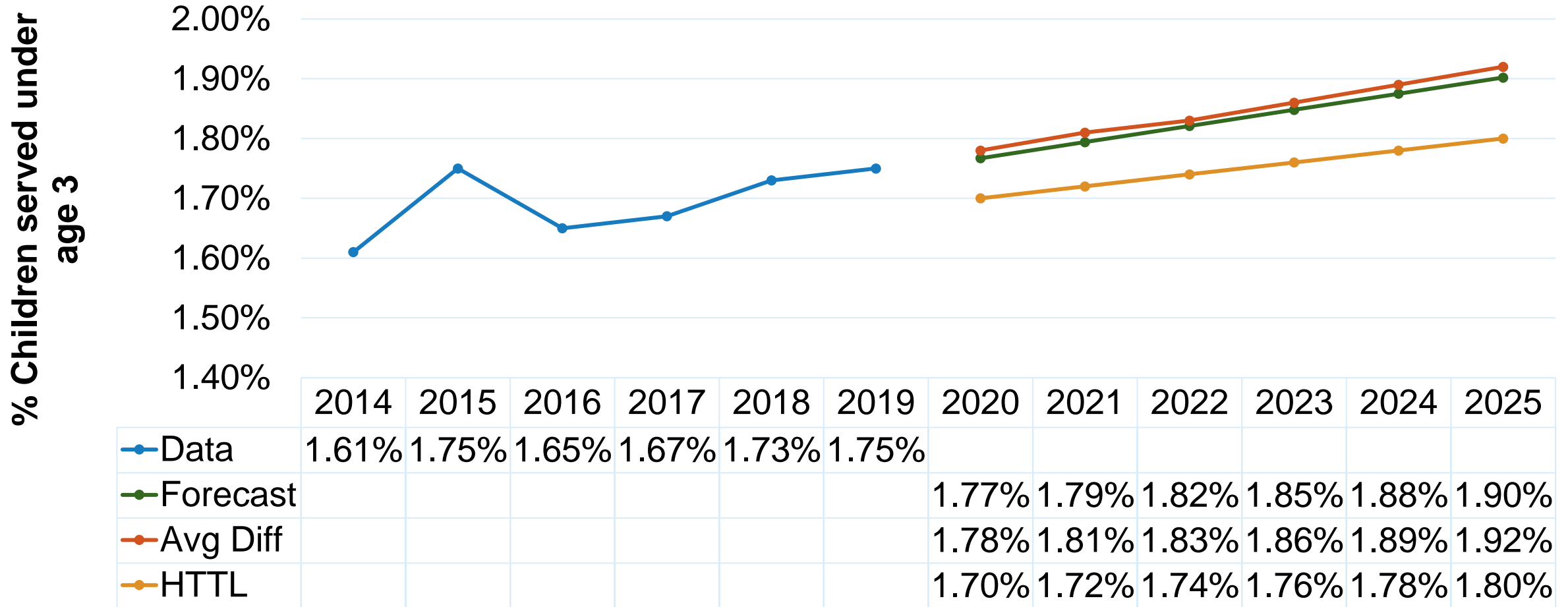
*Source:* the annual child count on December 1

# Indicator 6: Historical Data



	2014	2015	2016	2017	2018	2019
—●— Data	1.61%	1.75%	1.65%	1.67%	1.73%	1.75%
—●— Target	1.60%	1.65%	1.66%	1.68%	1.70%	1.70%

# Indicator 6: Some Possible Targets



# Discussion: Indicator 6

- Essence: What percentage of children do we expect to serve in SoonerStart?
- Final Year Targets
  - What rate should we strive to reach?
  - Is baseline (1.6%) good enough, or should we raise the target?
- Method, if growth
  - Forecast using linear estimation of growth
  - Average annual difference
  - Something else?
    - Long-term goal
    - Specific annual % increase
    - Specific annual # increase



# Poll Questions: Indicator 6

- Which target for 6 do you prefer in six years?
  - Close to baseline (1.6%)
  - 1.7%
  - 1.8%
  - 1.9%
  - 2.0%
  - Higher?
- Which method of calculating interim targets do you prefer?
  - Forecast
  - Average annual difference
  - Specific number change
  - Continue historic trend line
  - Varying: small improvement at beginning & larger at end

# Indicators 9 & 10: Dispute Resolution

## *Questions addressed:*

- Ind.9: What percentage of hearing requests that went to resolution sessions were resolved through resolution session settlement agreements?
- Ind.10: What percentage of mediations held resulted in mediation agreements?

# Notes: Indicators 9 & 10

States are not required to establish baseline or targets if the number of resolution sessions is less than 10.

SoonerStart has not held any resolution settlement sessions or mediations in more than six years, including this past year.

Targets will not be set.

# Indicator 11: State Systemic Improvement Plan

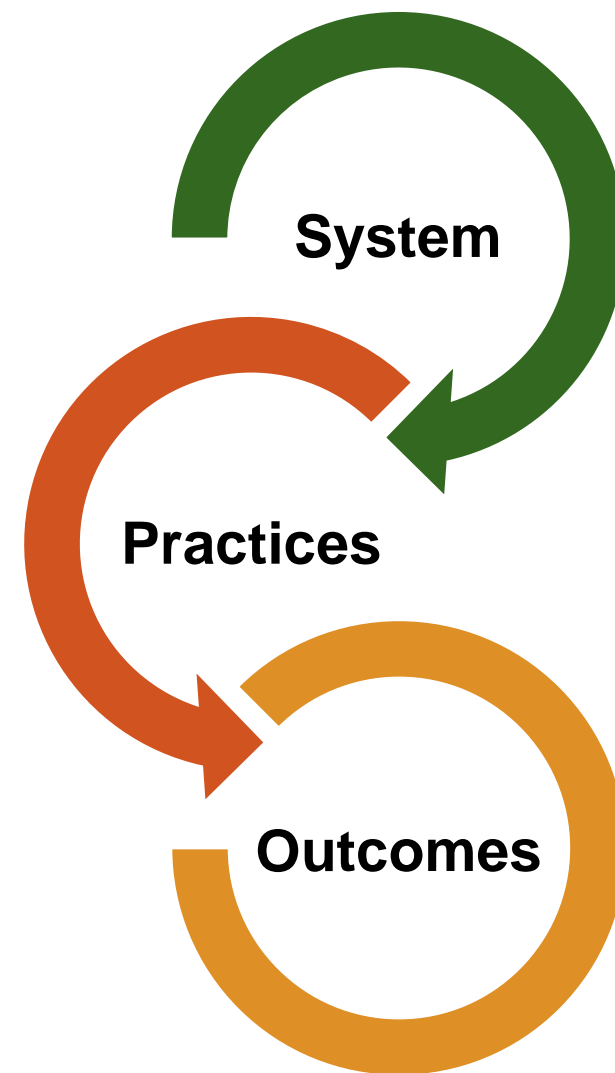
*Question addressed:*

- How is Oklahoma improving on the selected “State-identified Measurable Result”?

*Source:* specially collected project data

# What is the SSIP?

- State Systemic Improvement Plan: a comprehensive, ambitious, achievable multi-year plan designed to improve **outcomes** for children with disabilities and their families through **system** and **practice** change.



# SSIP Project Goal

- SoonerStart will focus on providing support to improve social emotional outcomes in infants and toddlers using tiered levels of intervention strategies.
  - Build supporting infrastructure
  - Establish and implement evidence-based practices with fidelity
  - Monitor and evaluate child progress and improvement

# The Pyramid Model Approach

- Establishes a structure to support providers to:
  - Identify S-E needs, objectively
  - Provide interventions targeted to the child's level of need
    - Universal: general developmentally-appropriate activities for all
    - Targeted: specific interventions for children with moderate needs
    - Intensive: specific interventions for children with substantial needs
  - Engage dedicated external support and consultation when needed

# Pyramid Framework

Intensive Child Supports

Targeted Child Supports

Universal Child Supports

**Guidance**

**Training**

**Partnerships**



# State-identified Measurable Result (SiMR)

Oklahoma SoonerStart will increase the percentage of infants and toddlers who demonstrate positive social emotional skills after receiving six months of service.



# Baseline Data Collection



- Training provided to all Resource Coordinators by certified ASQ trainer
- Random sample selected of children with at least six months of service & less than 3 years of age
  - Pool: 927
  - Sample: 380
  - Completed: 342
- Baseline screenings completed through Sept. 30

# Baseline Findings

- ASQ-SE2 reports a rating for each child based on an age-aligned cutoff score (higher scores indicate greater concern)
  - Below cutoff = no concerns in SE development
  - Monitoring = minor concerns
  - Above cutoff = meaningful concerns with SE development

## OKLAHOMA RESULTS

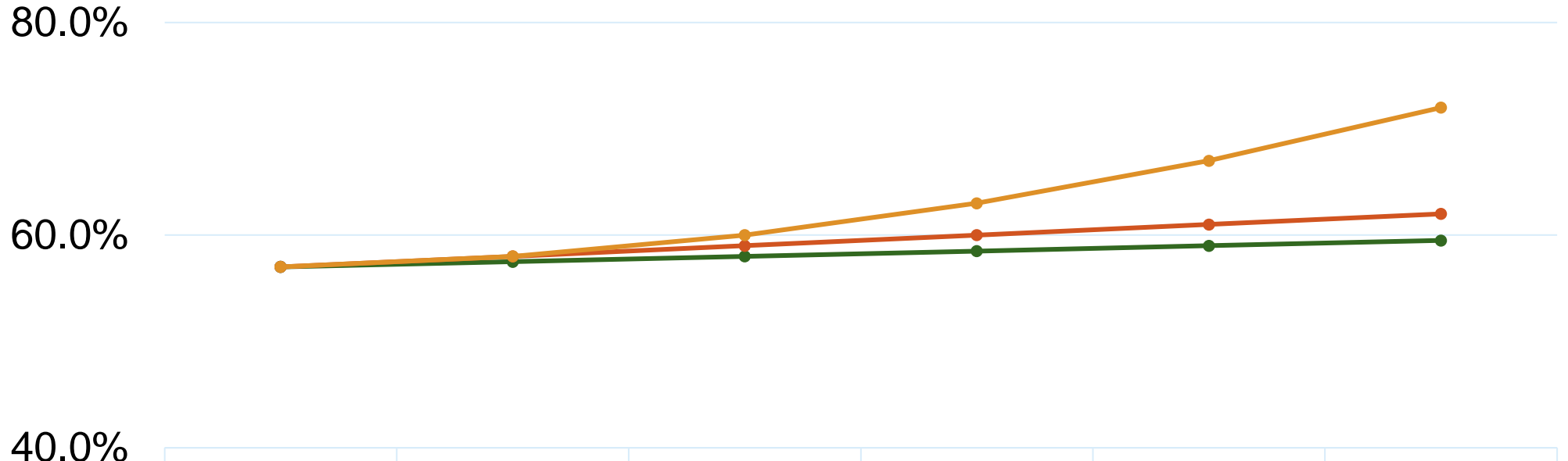
57.02% below cutoff

17.25% monitoring

25.73% above cutoff

# Indicator 11: Some Possible Targets

% Children Showing No Concerns in Post-Screening



	2020	2021	2022	2023	2024	2025
—●— Data	57.0%					
—●— Low Estimate	57.0%	57.5%	58.0%	58.5%	59.0%	59.5%
—●— Medium	57.0%	58.0%	59.0%	60.0%	61.0%	62.0%
—●— High Estimate	57.0%	58.0%	60.0%	63.0%	67.0%	72.0%

# Discussion: Indicator 11

- No knowledge of improvement trend
- Targets
  - What rate should we strive to reach?
  - How much improvement might we expect annually?
  - Should we start small while implementation is narrow?
- Method, if growth
  - Forecast using linear estimation of growth
  - Average annual difference
  - Something else?
    - Long-term goal
    - Specific annual % increase
    - Specific annual # increase

# Poll Questions: Indicator 11

- Which target line do you prefer for the next six years?
  - Low improvement estimate
  - Medium estimate
  - High estimate
- What final target do you prefer?
  - 60%
  - 65%
  - 70%
  - 75%

# Next Steps

- Process stakeholder input
- Develop preliminary target proposal(s)
- Discuss again with stakeholders
- Make final decisions
- Report decision publicly

# More Information

Ginger Elliott-Teague, Director of Data Analysis

405-521-4871 or [ginger.elliott-teague@sde.ok.gov](mailto:ginger.elliott-teague@sde.ok.gov)

Harrison Goosen, Part C Data Coordinator

405-522-7026 or [Harrison.goosen@sde.ok.gov](mailto:Harrison.goosen@sde.ok.gov)

Resources and next meetings:

<https://sde.ok.gov/apr-target-setting>