

CREATING AN FSA ID

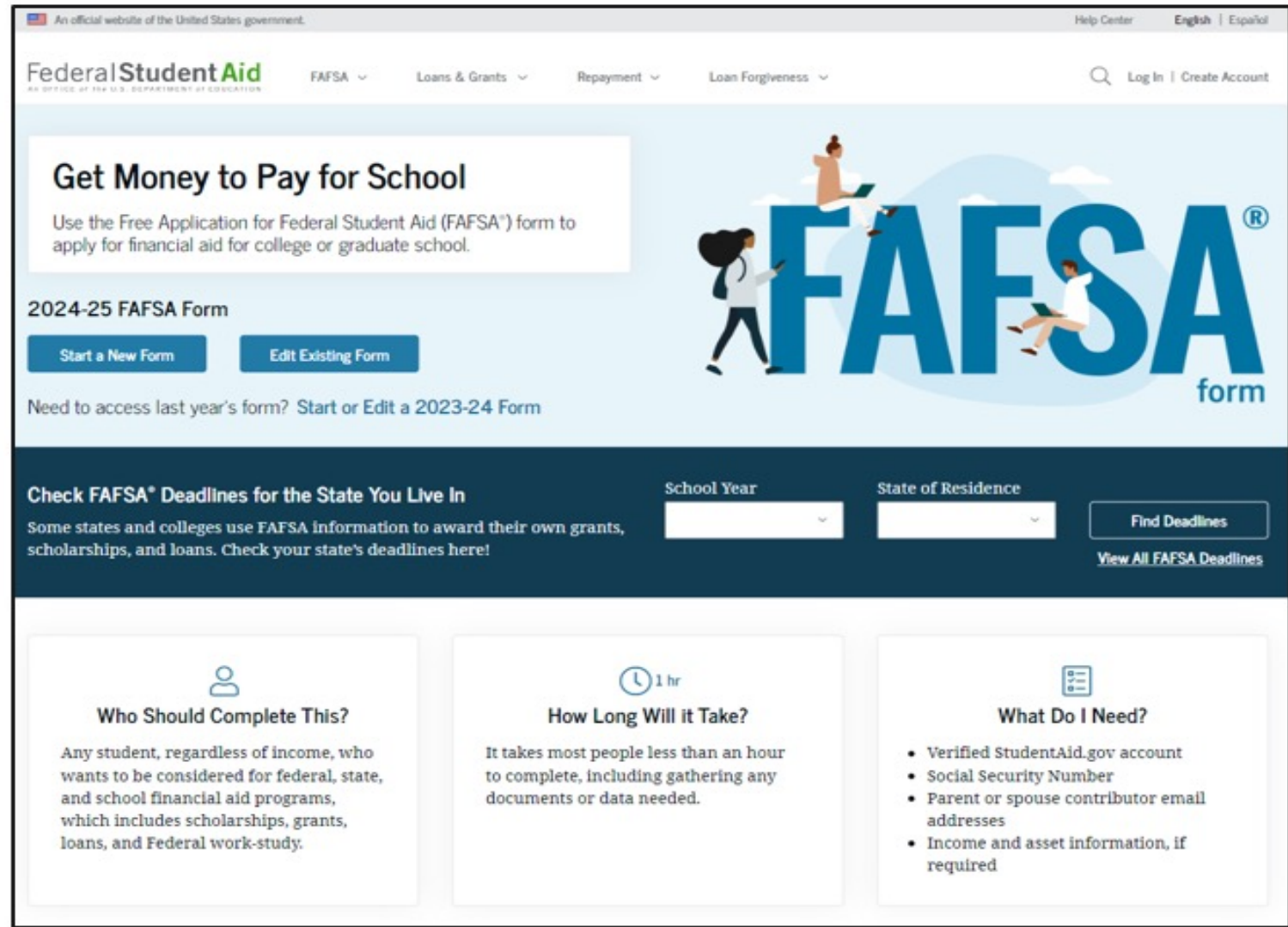


UCanGo2TM.org

WITHIN REACH ... WITHIN YOU

FAFSA

- The FAFSA, or Free Application for Federal Student Aid, is your first step in applying for federal and some state financial aid programs.
- Complete the FAFSA every year for financial assistance to help with college expenses.
- Find the FAFSA application at [FAFSA.gov](https://fafsa.gov).
- To access and sign the FAFSA, students and parents will need to create an FSA ID (Federal Student Aid Identification) at StudentAid.gov.



The screenshot shows the official FAFSA website. At the top, there's a navigation bar with links for 'Federal Student Aid', 'FAFSA', 'Loans & Grants', 'Repayment', and 'Loan Forgiveness'. A search bar and 'Log In | Create Account' links are also present. The main heading is 'Get Money to Pay for School', followed by a subtext: 'Use the Free Application for Federal Student Aid (FAFSA®) form to apply for financial aid for college or graduate school.' Below this, there are buttons for 'Start a New Form' and 'Edit Existing Form'. A section for '2024-25 FAFSA Form' includes a link to 'Need to access last year's form? Start or Edit a 2023-24 Form'. A 'Check FAFSA® Deadlines for the State You Live In' section features dropdown menus for 'School Year' and 'State of Residence', a 'Find Deadlines' button, and a link to 'View All FAFSA Deadlines'. At the bottom, three informational boxes are displayed: 'Who Should Complete This?' (Any student, regardless of income, who wants to be considered for federal, state, and school financial aid programs, which includes scholarships, grants, loans, and Federal work-study), 'How Long Will it Take?' (It takes most people less than an hour to complete, including gathering any documents or data needed), and 'What Do I Need?' (Listed items: Verified StudentAid.gov account, Social Security Number, Parent or spouse contributor email addresses, and Income and asset information, if required).



Why should you complete the FAFSA?

Used to determine your
eligibility for financial aid

Also used to apply for
some forms of
state aid

Required each year for
Oklahoma's Promise
Scholarship recipients



FAFSA Facts

The high school class of 2022 left about \$3.6 billion in Pell Grants on the table by not completing the FAFSA.

By 2025, nearly three out of four Oklahoma jobs will require education or training beyond high school.

Seniors who complete the FAFSA are 84% more likely to immediately enroll in postsecondary education.



FSA ID

- Username and password
- Serves as your electronic signature
- Student and parent will each create their own FSA ID
- Will be used each year to renew your FAFSA form
- Create the FSA ID at [StudentAid.gov](https://studentaid.gov)



FSA ID WORKSHEET

FAFSA.gov

Federal Student Aid IDs are required for students and parents to access and electronically sign the FAFSA. Parent(s) of dependent students will also need to create an FSA ID. *KEEP IN A SAFE PLACE.*

Instrucciones para sacar una FSA ID

UCanGo2.org

iones de Ayuda Federal para Estudiantes para acceder y firmar dependientes también tendrán que crear un ID de FSA. MANTENER EN UN

electrónico

nico a cada individuo. No se podrá utilizar el mismo correo electrónico para el dirección de correo electrónico de la escuela secundaria.

ificadores personales como un nombre o fecha de nacimiento.

os siguientes: letras mayúsculas, letras minúsculas, números, y caracteres

cionado en su tarjeta del seguro social
e 3 días. Los errores pueden causar retrasos.

Preguntas

Escoge dos preguntas del menú desplegable. Crea dos preguntas por ti mismo. La

4. _____

5. _____ (opcional)

electrónico y número de teléfono celular

s que entrar para verificar tu dirección de correo electrónico. FSA enviará un fono móvil.

VERIFICACIÓN EN DOS PASOS

el ID de la FSA, tendrás que configurar al menos un método de pasos. Usa una de estas opciones: envíame SMS, correo electrónico o

DE LOS NÚMEROS IMPORTANTES

cuando cree su cuenta de ID de FSA o cuando habilite la verificación te acceder a tu cuenta si no puedes usar el método de verificación en enta y selecciona "Generar un nuevo código de copia de seguridad" en . Comuníquese con la Ayuda Federal para Estudiantes al 1-800-4-FED-AID paldó aquí:

FSA ID Worksheet

- Visit [UCanGo2.org](https://ucango2.org) to print the [FSA ID Worksheet](#) in English or Spanish.
- As you set up your FSA ID, you can record your information here for future reference.
- Be sure to keep the worksheet in a safe place.



You will need these items to set up your FSA ID

Social Security Number

Full, legal name

Date of Birth

Cell Phone Number

Home Address

Email Address –

Do NOT use your school based email address

Download a 2 factor authentication app –

- Google Authenticator
- Duo Mobile

You can set up a free email account at one of these sites:

- Gmail
- Yahoo
- Outlook
- AOL mail

Your parent must have a different cell phone number and email address to set up their FSA ID



Create an Account (FSA ID)

Step 1 of 7

Personal Information

I understand that I'll be required to certify that the information I provide to create an account (FSA ID) is true and correct and that I'm the individual I claim to be.

If I'm not the person I claim to be, I understand that I'm not authorized to proceed and that I should exit this form now. If I provide false or misleading information, I understand that I might be subject to a fine, prison time, or both.

First Name

Middle Initial

Last Name

Date of Birth

Month Day Year

Social Security Number

Note: A user can only have one account associated with his or her Social Security number.

Personal Information

Enter your name, exactly how it appears on your Social Security card.

Enter the correct month, date and year of your birth.

Enter your Social Security Number accurately.



Username and Password

Username can be 6-30 characters long—a combination of letters and numbers. Not case sensitive.

Create and confirm your password; 8-30 characters long—a combination of numbers, upper- and lowercase letters.

Choose 'Show Text' to see the information you're entering.

Account Information

Because financial aid agreements are legally binding, you can't create an account for someone else, even another family member. Parents and students must create their own accounts.

Username

Email Address

Confirm Email Address

Password

✓ Uppercase

✓ Lowercase

✓ Number

✓ 8+ characters

Confirm Password

Previous

Continue



Contact Information

- Enter your complete home address
- Enter and confirm your mobile phone number. (You can't use the same cell phone number as your parent.) Your confirmation gives Federal Student Aid permission to send you a secure code if you should need to reset your password.

Permanent Address

Address ?

City ?

State ?
Type Response

ZIP Code ?

Mobile Phone Account Access

We strongly recommend setting up your mobile phone for account access. This option helps you gain access to your account if you are locked out, as well as allows your mobile phone to be used for two-step verification.

Mobile Phone ?

Confirm Mobile Phone ?

☐ Yes, I agree to use my mobile phone for account access.

Alternate Phone Number (Optional)

[Add Alternate Phone Number](#)



Contact Information

- Choose how you would like to receive communication about your FAFSA
 - Email
 - Postal Mail
 - Text
- You can also request to have your FAFSA information provided in English or Spanish

Create an Account (FSA ID)

Step 4 of 7

Communication Preferences

Required Communications

The U.S. Department of Education (ED) and its federal student loan servicers will need to send you required communications and documents related to your federal student aid, such as student loan disclosures and interest statements.

I want to receive these communications:

☒ By email

i By selecting this option, you agree to receive required communications by email and confirm you have reviewed and agree to FSA's Terms and Conditions.

☐ By postal mail

Optional Communications

ED and its federal student loan servicers want you to feel confident about the financial aid and student loan process. To help with this, we will sometimes send out information about programs you may be eligible for, such as grant programs, student loan forgiveness programs, income-based repayment plans, and more.

I want to receive these communications:

☐ By email

☐ By text message

Language Preference

Your choice lets us know how you would like to view website content once logged in, and what to use for your communications.

Language

English



Challenge Questions

Create an Account (FSA ID)

Step 5 of 7

Challenge Questions

Challenge questions and answers are used to retrieve your username or password if you forget them or if you need to unlock your account.

Note: Answers are not case-sensitive.

Challenge Question 1

Question
Select

Answer
Show Answer

Challenge Question 2

Question
Select

Answer
Show Answer

Challenge Question 3

Question
Select

Answer
Show Answer

Challenge Question 4

Question
Select

Answer
Show Answer

Choose four different challenge questions and enter each of your answers under the corresponding question.



Sample Challenge Questions

- What's your mother's maiden name?
- What city were you born in?
- What is the name of your first pet?
- What is your high school mascot?
- What is the name of your elementary school?
- What is the nickname of your youngest sibling?
- Who was your first boss?
- What color was your first car?
- What is the name of the hospital you were born in?



Confirm and Verify

Verify the information you provided for your account below. If there is an error, click "Edit" on the section where the error exists to correct the information.

Personal Information

[Edit](#)

NAME

Trikey T Triddle

DATE OF BIRTH

10/16/2004

SOCIAL SECURITY NUMBER

****-8888

Account Information

[Edit](#)

USERNAME

TTTriddle2004

EMAIL ADDRESS

tttriddle@gmail.com

PASSWORD

Contact Information

[Edit](#)

PERMANENT ADDRESS

1003 35th Street
Woodward, OK 73717

MOBILE PHONE

(405) 256-2832

Communication Preferences

[Edit](#)

REQUIRED COMMUNICATIONS

Email

OPTIONAL COMMUNICATIONS

Email

LANGUAGE

English

Challenge Questions

CHALLENGE QUESTION 1

What city were you born in?

CHALLENGE QUESTION 2

In what city did your parents meet?

CHALLENGE QUESTION 3

What color was your first car?

CHALLENGE QUESTION 4

What is your mother's maiden name?

Confirm & Verify

Confirm and verify the information you've provided is accurate.




Verify Email & Phone Number


Student Aid will send a code to your cell phone and/or your email address. You'll provide the code here to set up your FSA ID. The code will serve as confirmation of the information you've provided.

Step 7 of 7

Account Recovery

Only a verified email address OR a verified mobile phone number is required, but if you provided both on previous screens, you **MUST** verify both below.



Verify My Mobile Phone Number 
768523

Previous

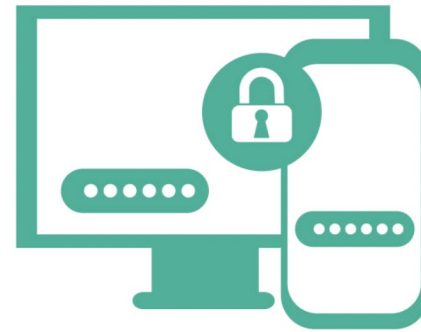
Finish



Two Step Authentication

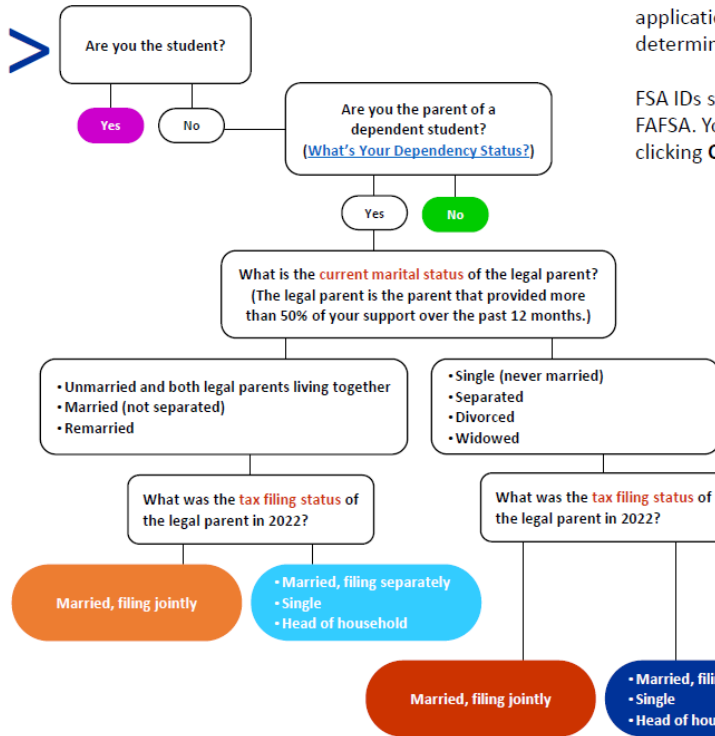
To verify your information you'll need to set up a verification method to utilize two-step authentication. This process was added to secure your entry into the [StudentAid.gov](https://studentaid.gov) website.

- SMS Text
- Email
- Authenticator app
 - Google Authenticator
 - Microsoft Authenticator
 - Authy
 - LastPass
 - Duo Mobile



Who needs a Federal Student Aid ID?

For Dependent Students | 2024 – 2025 FAFSA



Federal Student Aid IDs (FSA IDs) are required for students and parents to access and electronically sign the FAFSA. The FAFSA will determine who needs an FSA ID as you advance through the application, but this document is intended to help you determine who needs to create an FSA ID ahead of time.

FSA IDs should be created at least 2-3 days before starting the FAFSA. You can create one today by visiting [StudentAid.gov](https://studentaid.gov) and clicking **Create Account**.

Every student needs an FSA ID!

Only the legal parent(s) of a dependent student (and their spouse in some cases) will need an FSA ID. Legal guardians will not be contributors to the FAFSA. If a student is determined to be independent for FAFSA purposes, no parents will need an FSA ID.

Only one parent will need an FSA ID to consent to the transfer of 2022 IRS information.

Both parents will need FSA IDs to consent to the transfer of 2022 IRS information.

If currently separated, divorced, or widowed, but 2022 taxes were filed jointly, one parent will need an FSA ID to consent to the transfer of 2022 IRS information. The student should contact the financial aid office to request an income adjustment.

Only the legal parent will need an FSA ID to consent to the transfer of 2022 IRS information.

Use the UCanGo2.org FSA ID Worksheet to keep a record of your FSA ID information. It's available in English and Spanish at [UCanGo2.org](https://ucango2.org). Click **Publications & Tools** to access the worksheet.



The Oklahoma State Regents for Higher Education, in compliance with Titles VI and VII of the Civil Rights Act of 1964, Executive Order 11246 as amended, Title IX of the Education Amendments of 1972, Americans with Disabilities Act of 1990 and other federal laws and regulations, do not discriminate on the basis of race, color, national origin, sex, age, religion, handicap or status as a veteran in any of its policies, practices or procedures. This includes, but is not limited to, admissions, employment, financial aid and educational services. This publication is issued by the Oklahoma State Regents for Higher Education, as authorized by 70 O.S. 2001, Section 3206. Copies have not been printed but are available through the agency website at www.ohsregents.org. Two printout copies have been deposited with the Publications Clearinghouse of the Oklahoma Department of Libraries. August 2023

Who Needs an FSA ID Flowchart?

[UCanGo2.org](https://ucango2.org)



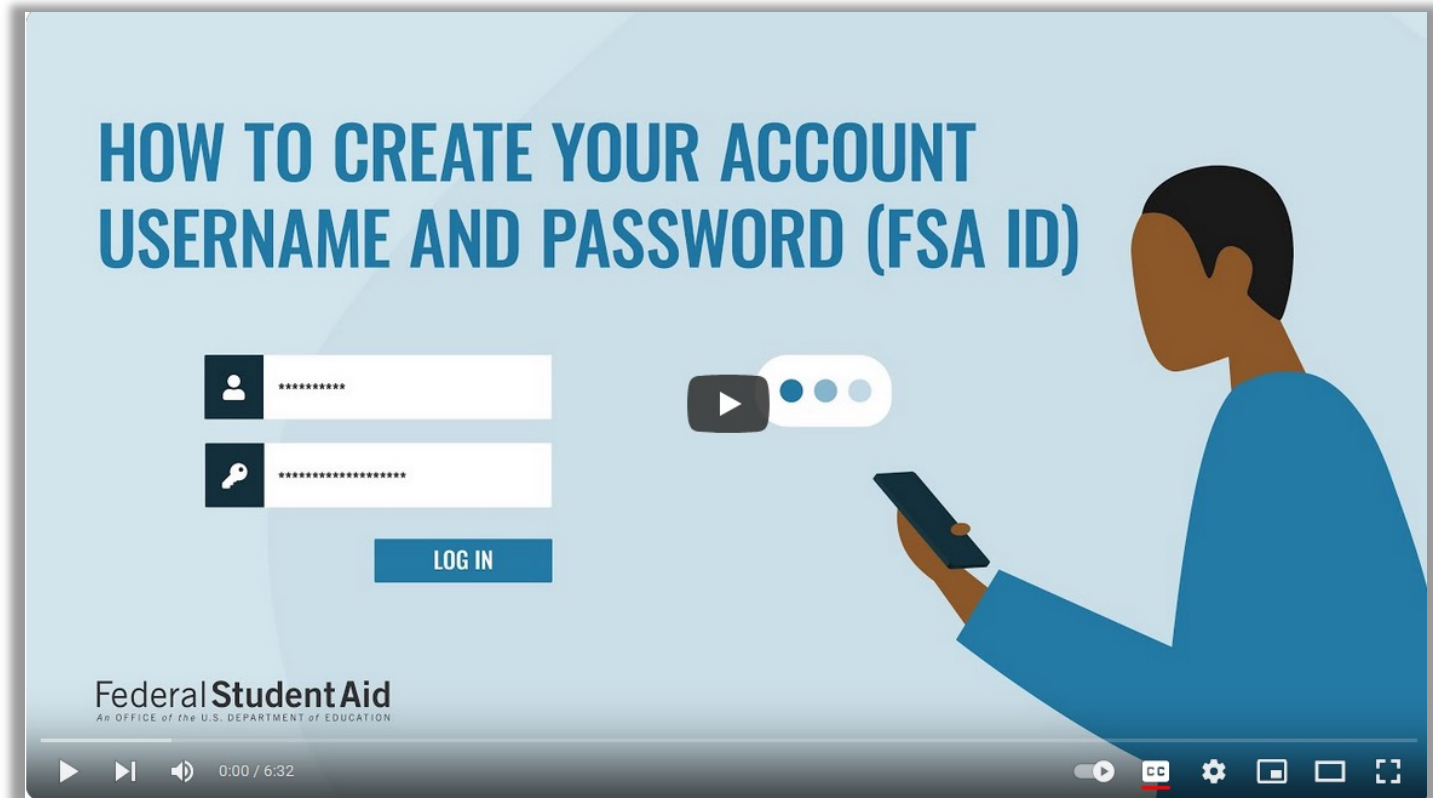
Where Can I Use My FSA ID?

- Confirmation of your FSA ID can take from 1-3 days.
- Once your FSA ID has been confirmed, you can use it to sign your FAFSA and access other Federal Student Aid websites.
 - Complete student loan paperwork and the Master Promissory Note (MPN)
 - Student loan entrance and exit counseling
 - Monitor student loan balances
 - Apply for student loan discharge under certain circumstances



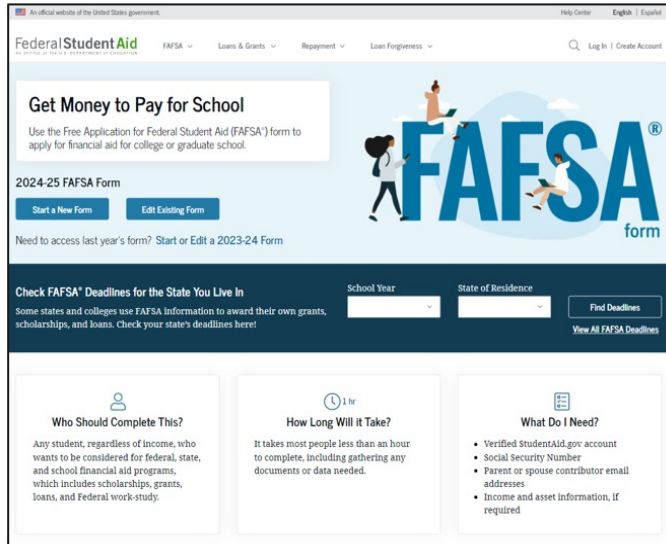
Creating My FSA ID Video

[StudentAid.gov](https://studentaid.gov)



Completing the FAFSA

- The FAFSA for the 2024-25 school year will be available in December this year.
- Find the FAFSA at [FAFSA.gov](https://fafsa.gov).
- Fill this form out every year to apply for financial assistance to help with college costs.
- When completing the FAFSA, it's best to have your parents with you. They will need to include some of their personal information.



The screenshot shows the Federal Student Aid (FAFSA) website. At the top, it says "An official website of the United States government." and "FederalStudentAid.gov". The main heading is "Get Money to Pay for School" with a subtext: "Use the Free Application for Federal Student Aid (FAFSA) form to apply for financial aid for college or graduate school." Below this, it says "2024-25 FAFSA Form" and has buttons for "Start a New Form" and "Edit Existing Form". There is also a link: "Need to access last year's form? Start or Edit a 2023-24 Form". A section titled "Check FAFSA* Deadlines for the State You Live In" includes dropdown menus for "School Year" and "State of Residence", and a "Find Deadlines" button. At the bottom, there are three boxes: "Who Should Complete This?" (Any student, regardless of income, who wants to be considered for federal, state, and school financial aid programs...), "How Long Will It Take?" (It takes most people less than an hour to complete...), and "What Do I Need?" (Listed items: Verified StudentAid.gov account, Social Security Number, Parent or spouse contributor email addresses, Income and asset information, if required).



Information you may need to complete the FAFSA

Social Security Numbers
for student and parent

Email addresses for student
and parent

Alien Registration Number
if not a U.S. citizen

Full, legal name for student
and parent

Cell phone numbers for
student and parent

2022 Federal Income Tax
return for student and
parent

Date of birth for student
and parent

Date of marriage, divorce,
separation

Value of assets, cash and
savings



CONTACT Us



405.234.4239
866.443.7420 (toll free)
UCanGo2@ocap.org

This presentation is for educational purposes only, and is not intended to be construed as financial, investment, legal and/or tax advice.