

# SoonerStart

Building futures for babies & families

## Oklahoma SSIP Stakeholder Advisory Committee Meeting January 13, 2022



# Agenda

- SoonerStart SSIP
- Pyramid Model Framework and Practices
- SoonerStart Process Changes
- Quality Assurance and Fidelity
- SiMR Baseline and Targets
- SSIP Work Groups

# What is the State Systemic Improvement Plan

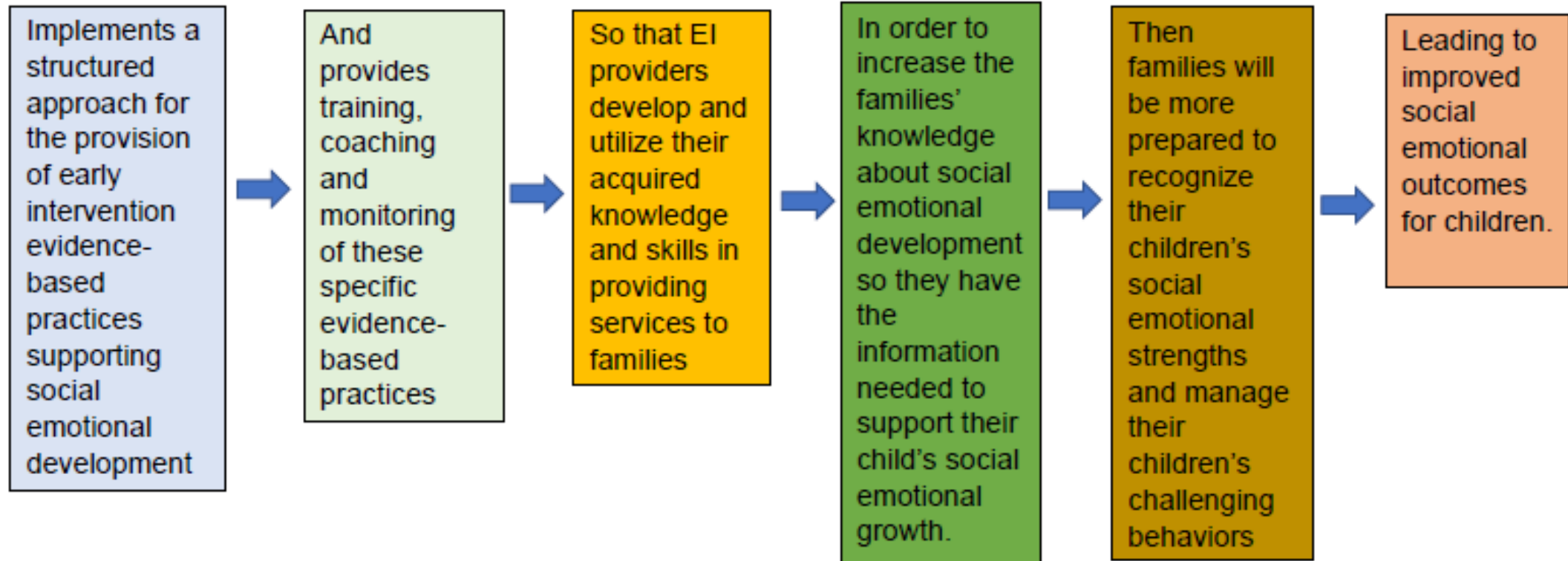
- Set of strategies that will:
  - Promote whole system change
  - Include Infrastructure improvements
  - Utilize evidence-based practices in serving children
  - Focus on one child outcome
  - Include a detailed evaluation plan

# SoonerStart's SSIP

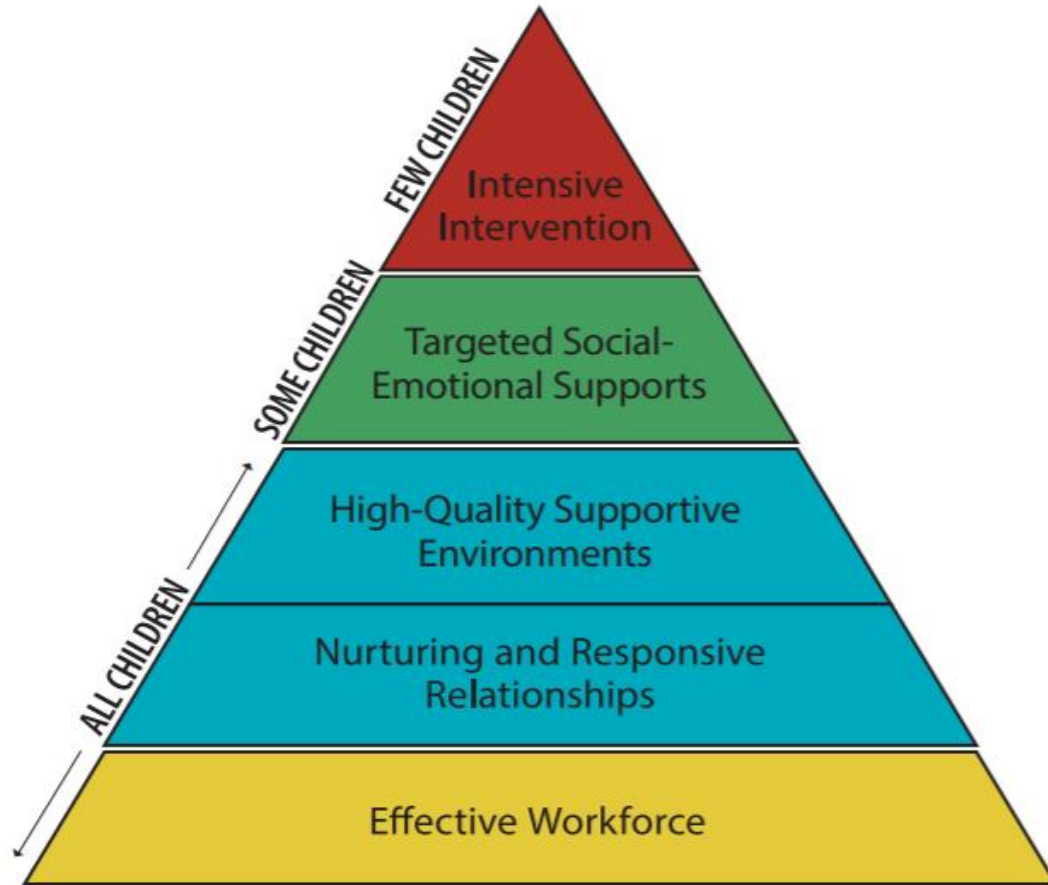
- SoonerStart will focus on providing support to improve social emotional outcomes in infants and toddlers using tiered levels of intervention strategies.
  - Build supporting infrastructure
  - Establish and implement evidence-based practices with fidelity
  - Monitor and evaluate child progress and improvement

# Oklahoma's State Systemic Improvement Plan

## *If SoonerStart*

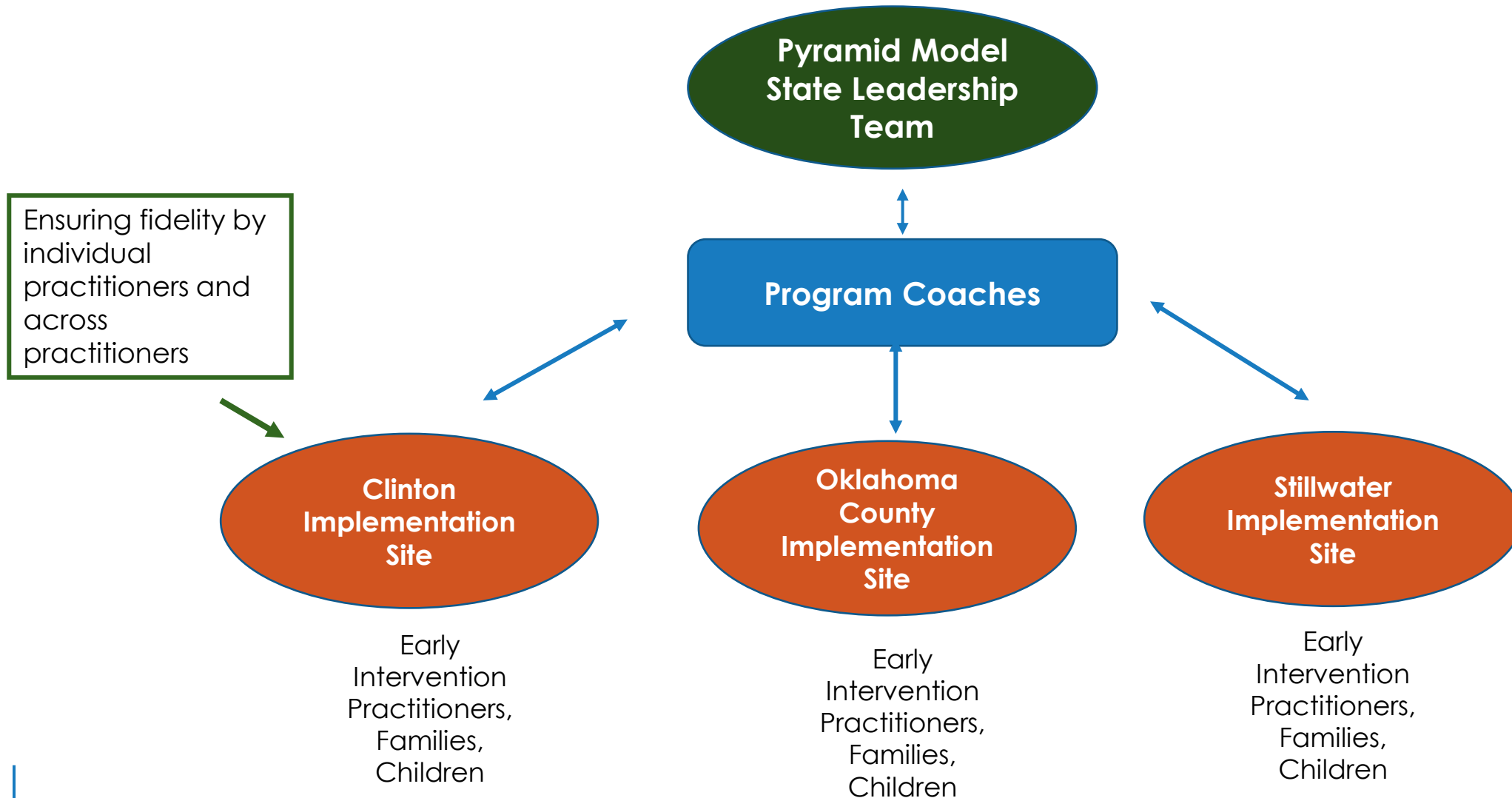


# Pyramid Model Framework



The Pyramid Model is a social and emotional learning framework that promotes young children’s healthy development, and prevents challenging behaviors.

# Pyramid Model-Effective Workforce LEADERSHIP



# Pyramid Model-Effective Workforce PROFESSIONAL DEVELOPMENT



## **Local Leadership Training**

(9 hours completed October/November 2021)

## **Program Coach Training and Support**

(Monthly trainings and support)

## **Pyramid Model Practices Training**

(12 hours Jan – Feb 2022)

## **Pyramid Model Practitioner Coach**

(9 hours March 2022)

## **Data Collection training**

(3 hours April 2022)

## **Prevent-Teach-Reinforce for Families**

(8 hours May 2022)



# Pyramid Model Levels of Support



## Tier 3: Tertiary Intervention

**Intervention** which is comprised of practices related to individualized intensive interventions. The tertiary level of the Pyramid Model describes the need to provide individualized and intensive interventions to the very small number of children with persistent challenges.

## Tier 2: Secondary Prevention

**Prevention** which represents practices that are targeted social emotional strategies to prevent problems. The prevention level includes the provision of targeted supports to children at risk of challenging behavior.

## Tier 1: Universal Promotion

**Universal supports** for all children through nurturing and responsive relationships and high quality environments. At the universal level we include the practices needed to ensure the promotion of the social development of all children.

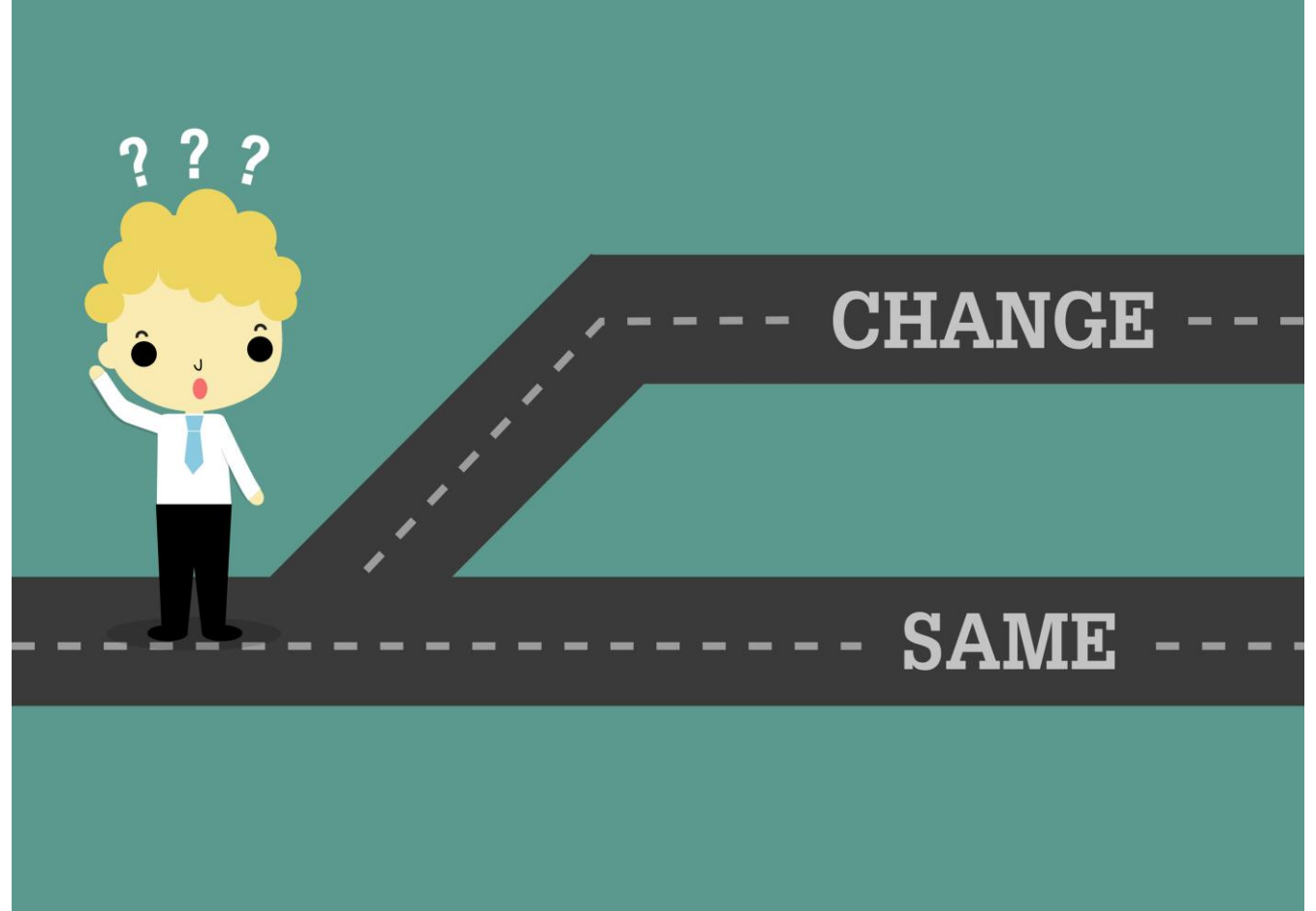
# SoonerStart Process Changes

Addition of questions on Social Emotional development to the Intake process


Use of the Social-Emotional Assessment/Evaluation Measure (**SEAM™**) to determine children at risk of social emotional challenges (Tier 2)

Flow Chart to determine child's initial level of support

Follow-up assessment with ASQ:SE-2 every 6 months




# Pyramid Model Quality Assurance



**State Leadership Team  
Benchmarks of Quality:  
Implementing  
the Pyramid Model  
Statewide**

Challenging behavior for e.g.



© 2012 National Center for Pyramid Model Innovations. All rights reserved. This document is intended for use by state leadership teams. It is not to be distributed to the public. For more information, visit www.ncpmi.org.



## Pyramid Model Early Intervention (Part C) Benchmarks of Quality



### Data Considerations for All:

- ▶ Did the same, or substantially the same, team provide time 1 and time 2 data? Different team members may have a different perspective on the level of completion of implementation components, being more or less rigorous. Consider developing an orientation or another way to train new members that includes an introduction to the Pyramid Model and the leadership team and a review of the Early Intervention (Part C) BOQ and action plan.
- ▶ Were there any major state or agency program changes during the year? Consider how these changes might have impacted scores. For example, was there a high level of practitioner or practitioner coach turn over? Add a goal to address these changes.
- ▶ Were there major initiatives that diverted the team's attention and resources from Pyramid Model implementation? For example, was a new curriculum or new standards introduced? Consider a goal linking Pyramid Model with other program initiatives.

Look	Think	Act
What do we see?	What are the data showing? What influences these data?	Consider these actions
Identify the critical elements that are not in place by looking at the graphs on the Eval Summary and Graph data pages and the completed Early Intervention (Part C) BOQ.	<p>If this is your first Early Intervention (Part C) BOQ, what elements and indicators are a priority?</p> <p>Are the benchmarks that are not in place part of the same element (e.g., family engagement)?</p> <p>Do indicators that are not in place have a common theme (e.g., family engagement or data)?</p>	<p>Prioritize benchmarks for action.</p> <p>Prioritize critical elements that have many benchmarks not in place.</p> <p>Review benchmarks across critical elements for what needs to be added. Identify and/or develop materials, policies, and initiatives to address. Get input from practitioners and families.</p>
During subsequent evaluations, use BOQ graphs and data to determine if critical elements are continuously missed or overall implementation is decreasing based on BOQ scores.	<p>Are there sufficient resources for implementation (e.g., enough and stable personnel, training, coaching)?</p> <p>Is this a training issue? Are there gaps in professional development? Is there a process for training new practitioners and practitioner coaches?</p> <p>Have we allocated sufficient time for leadership team and coaching meetings, training, etc.?</p>	<p>Include an action plan goal and steps for increasing or redistributing resources. Prioritize areas that are most critical for implementation.</p> <p>Review and revise the professional development plan to ensure all practitioners are being trained in Pyramid Model practices. Add training as needed.</p> <p>Consider shorter but more frequent meetings, training etc. Include online activities (e.g., training meetings) to decrease travel. Identify what can be completed through email.</p>

# Pyramid Model Practice Fidelity



# State-identified Measurable Result (SiMR)


Oklahoma SoonerStart will increase the percentage of infants and toddlers who demonstrate positive social emotional skills.



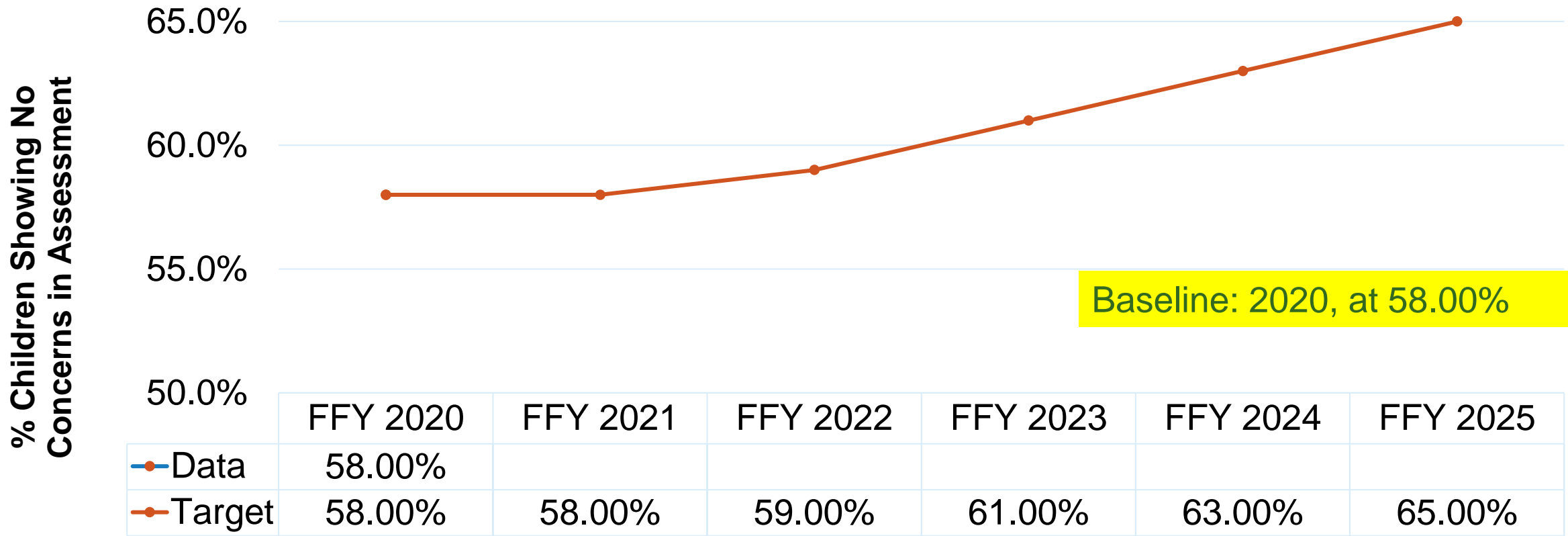
# SiMR Baseline Measurement

Percentage of children who demonstrate no or low risk on the ASQ:SE2 compared to all children assessed with ASQ:SE2

2. **ASQ:SE-2 SCORE INTERPRETATION:** Review the approximate location of the baby's total score on the scoring graphic. Then, check off the area for the score results below.



# SSIP Baseline Data and Targets



Baseline data indicates that **58.00%** of SoonerStart children assessed showed no concerns in social emotional development.

The target for FFY 2020 is at baseline and increasing to a final target of **65.00%** in FY2025.







Complete Evaluation Plan

Measurement of Family Engagement

Practice Fidelity Data collection and storage

Process for tier selection

Identification of collaborative partners

Pyramid Model training for new employees

# SSIP Work Groups



Pyramid Model – Building Levels of Support



Data Collection and Evaluation



Measuring Practice Fidelity



Collaboration and Partnerships with External Agencies/Program



Professional Development

**For additional information, please contact:**

**Lou Anne Mullens**

**Assistant Executive Director**

**Special Education Services – SoonerStart**

**405-517-5407**

**[LouAnne.Mullens@sde.ok.gov](mailto:LouAnne.Mullens@sde.ok.gov)**