

Weekly Wave

Data & Information Systems



OKLAHOMA
Education



Reminder

- End of Year reports are beginning to open
 - Check these to monitor your data
 - Data Validation Wizard (Wave)
 - District Ownership Wizard (Wave & SSO)
 - STN System (SSO)
 - XSD Wizard (Wave)

Reminder

- Exit Code 3505 (Exited) and EdPlan Exits & Transfers
 - 3505 is a general exit code
 - For grade changes in the same site **or** mid-year grade changes
 - May be used during rollover, if student is expected to return
- Student **will not** be exited **or** transferred when exited with 3505
- If the student has left your district or site, use an more appropriate exit code

Reminder

- Related to 70 O.S. § 1210-568
- If you need to check Alt-Ed Statuses for your students...
 - https://sde.ok.gov/sites/default/files/Checking%20for%20Alt%20Ed%20Status%20in%20the%20WAVE_0.pdf
- The link will be posted to our website soon
- Previously sent in the 03-16-2021 EngageOK newsletter

Reminder

- Demographic Overlay will open soon.
 - Accountability will send a notice when the report is released
- Annual Statistical Report (ASR) is open
 - Look at your calendars first **THEN** attendance.
 - Attendance and Membership calculations are based on the calendar
 - Request Schedule is posted on SDE website
 - Guidance to walk you through, with reminders is posted on SDE website
- Graduation Part-time Report Qtr. 3 is open
 - Closes on 04-13-2021

Dropout Report – How to Access

- Is viewable now in the Wave



Dropout Report – How to Access

- Is viewable now in the Wave

Report Link	Report Status	District Status	Report Opens	Due Date	End Date
Fourth Quarter Dropout Report	Closed	Not Started	4/1/21 0:00	5/14/21 23:59	5/14/21 23:59





Dropout Report – Site Selector

- Only sites with grades 7-12 are expected to review this report

Site Name	Site Status
OSDE ACADEMY (160)	<input type="button" value="Confirm"/> <input type="button" value="Release"/>
OSDE ES (107)	<input type="button" value="Confirm"/> <input type="button" value="Release"/>

Dropout Report – Site Selector


- Only sites with grades 7-12 are expected to review this report
- Schools without grades 7-12 will show as “Inactive”

Site Name	Site Status		
OSDE ACADEMY (160)	Inactive		
OSDE ES (107)	Inactive		

Two large grey arrows point to the 'Inactive' status text in the first and second rows of the table.

Dropout Report – Site Selector

- Only sites with grades 7-12 are expected to review this report
- All schools **with** grades 7-12 will show as “Not Started” to begin

Site Name	Site Status		
OSDE MS (535)	Not Started		<input type="button" value="Confirm"/> <input type="button" value="Release"/>

Dropout Report – District/Site Statuses

- Certification Statuses:
 - Not Started
 - In Progress
 - Confirmed
 - Certified

Dropout Report – The Report

Dropout Report

State Reporting Home Page

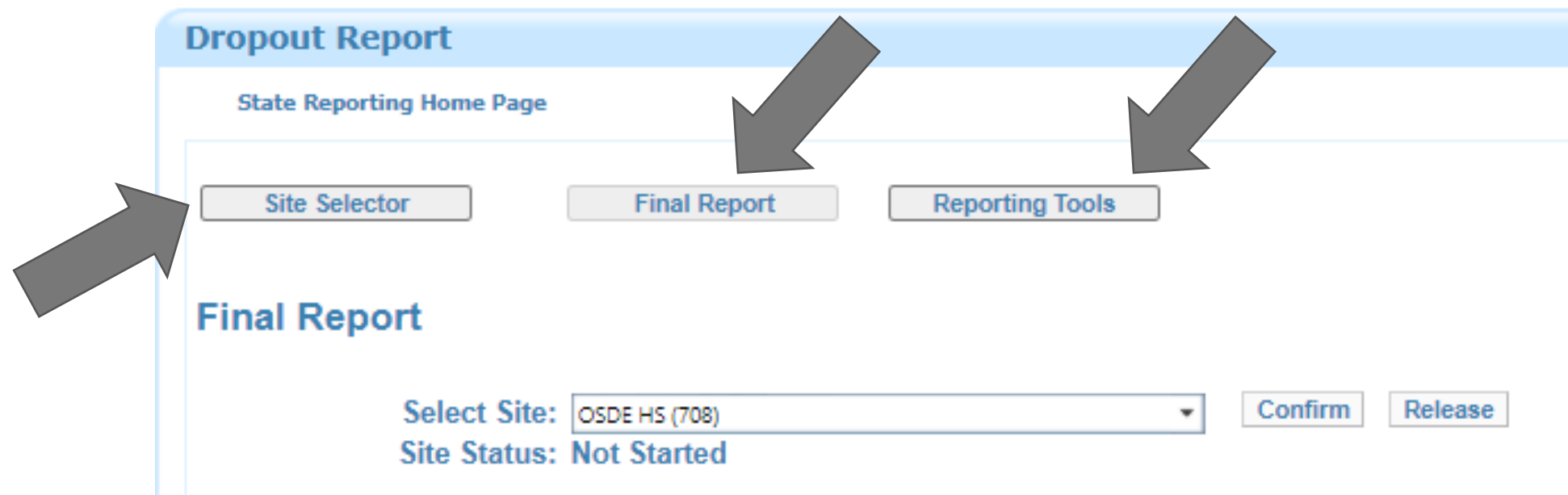
[Site Selector](#) [Final Report](#) [Reporting Tools](#)

Final Report

Select Site:

Site Status: **Not Started**

Dropout Report – The Report



The screenshot shows a web interface for generating a dropout report. At the top, a blue header bar contains the text "Dropout Report". Below this, the text "State Reporting Home Page" is displayed. A horizontal row of three buttons is visible: "Site Selector", "Final Report", and "Reporting Tools". Three large grey arrows point to these buttons: one from the left points to "Site Selector", one from the top points to "Final Report", and one from the top right points to "Reporting Tools". Below the buttons, the section "Final Report" is active. It features a "Select Site:" label followed by a dropdown menu showing "OSDE HS (708)". Below the dropdown is the text "Site Status: Not Started". To the right of the dropdown are two buttons: "Confirm" and "Release".

Dropout Report – The Report

The screenshot shows the 'Dropout Report' interface. At the top, there is a blue header bar with the text 'Dropout Report'. Below this, the text 'State Reporting Home Page' is visible. Three buttons are arranged horizontally: 'Site Selector', 'Final Report', and 'Reporting Tools'. A large arrow points to the 'Site Selector' button. Below these buttons, the section 'Final Report' is displayed. It contains a 'Select Site:' dropdown menu with 'OSDE HS (708)' selected, a 'Site Status:' label with the value 'Not Started', and two buttons: 'Confirm' and 'Release'. A large arrow points to the 'Select Site:' dropdown, and another large arrow points to the 'Site Status: Not Started' text. A third large arrow points to the 'Final Report' button.

Dropout Report – The Report

The screenshot shows the 'Dropout Report' interface. At the top is a blue header with the text 'Dropout Report'. Below this is a sub-header 'State Reporting Home Page'. A navigation bar contains three buttons: 'Site Selector', 'Final Report', and 'Reporting Tools'. The 'Final Report' section is active, showing a 'Select Site:' dropdown menu with 'OSDE HS (708)' selected, and 'Site Status: Not Started' below it. To the right are 'Confirm' and 'Release' buttons. Six grey arrows point to the 'Site Selector' button, the 'Final Report' button, the 'Reporting Tools' button, the 'Select Site:' dropdown, the 'Confirm' button, and the 'Release' button.

Dropout Report – Data Points

- Final Report will display the list of students flagged as a dropout
 - 25 data points

Dropout Report – Data Points

School ID	School Year	STN	Local ID	First Name	Middle Name	Last Name	Birth Date	Gender	Grade
<input type="text"/>	<input type="text"/>	<input type="text"/>	<input type="text"/>	<input type="text"/>	<input type="text"/>	<input type="text"/>	<input type="text"/>	<input type="text"/>	<input type="text"/>
99I001708	2020	1001234569	000	LASTNAME	MIDDLENAME	FIRSTNAME	2/05/2003	M	12

Dropout Report – Data Points

School ID	School Year	STN	Local ID	First Name	Middle Name	Last Name	Birth Date	Gender	Grade
<input type="text"/>	<input type="text"/>	<input type="text"/>	<input type="text"/>	<input type="text"/>	<input type="text"/>	<input type="text"/>	<input type="text"/>	<input type="text"/>	<input type="text"/>
99I001708	2020	1001234569	000	LASTNAME	MIDDLENAME	FIRSTNAME	2/05/2003	M	12

Hispanic Latino	American Indian	Asian	Black	Pacific Islander	White	ELL	IEP	Economic Disadvantage	Migrant	Homeless	Homeless Mc Kinney Vento
<input type="checkbox"/>	<input type="checkbox"/>	<input type="checkbox"/>	<input type="checkbox"/>	<input type="checkbox"/>	<input type="checkbox"/>	<input type="checkbox"/>	<input type="checkbox"/>	<input type="checkbox"/>	<input type="checkbox"/>	<input type="checkbox"/>	<input type="checkbox"/>
<input checked="" type="checkbox"/>	<input checked="" type="checkbox"/>	<input type="checkbox"/>	<input type="checkbox"/>	<input type="checkbox"/>	<input checked="" type="checkbox"/>	<input type="checkbox"/>	<input type="checkbox"/>	<input type="checkbox"/>	<input type="checkbox"/>	<input type="checkbox"/>	<input type="checkbox"/>

Dropout Report – Data Points

School ID	School Year	STN	Local ID	First Name	Middle Name	Last Name	Birth Date	Gender	Grade					
99I001708	2020	1001234569	000	LASTNAME	MIDDLENAME	FIRSTNAME	2/05/2003	M	12					
Hispanic Latino	American Indian	Asian	Black	Pacific Islander	White	ELL	IEP	Economic Disadvantage	Migrant	Homeless	Homeless Mc Kinney Vento	Entry Date	Exit Date	Exit Reason
<input checked="" type="checkbox"/>	<input checked="" type="checkbox"/>	<input type="checkbox"/>	<input type="checkbox"/>	<input type="checkbox"/>	<input checked="" type="checkbox"/>	<input type="checkbox"/>	<input type="checkbox"/>	<input type="checkbox"/>	<input type="checkbox"/>	<input type="checkbox"/>	<input type="checkbox"/>	8/26/2019	3/3/2020	1931 - Not Enrolled, unknown status

Dropout Report – Data Points

School ID		School Year			STN	Local ID			First Name	Middle Name	Last Name	Birth Date	Gender	
Hispanic Latino	American Indian	Asian	Black	Pacific Islander	White	ELL	IEP	Economic Disadvantage	Migrant	Homeless	Homeless Mc Kinney Vento	Entry Date	Exit Date	Exit Reason

- 25 data points

Dropout Report – Dropout Exit Codes

- These exit codes are considered a dropout automatically unless there is a subsequent enrollment:
 - 1917 (Transferred to an institution)
 - 1922 (Completed school with other credentials)
 - 1927 (discontinued schooling)
 - 1928 (completed grade 12, but didn't meet grad requirements)
 - 1931 (not enrolled, unknown status)
 - 3500 (enrolled in an adult ed or training program)
 - 3502 (not enrolled, eligible to return)
 - 1926 (Reached Maximum Age of Services)
 - 3504 **if student is older than 6** (Withdrawn, eligible to return)
 - 9999 (other)

Dropout Report – Non-Dropout Exit Codes

- The following exit codes are not considered a dropout by default.
- A student **would** be considered a dropout if they use an exit code below with an asterisk (*) and **do not** have a subsequent enrollment.

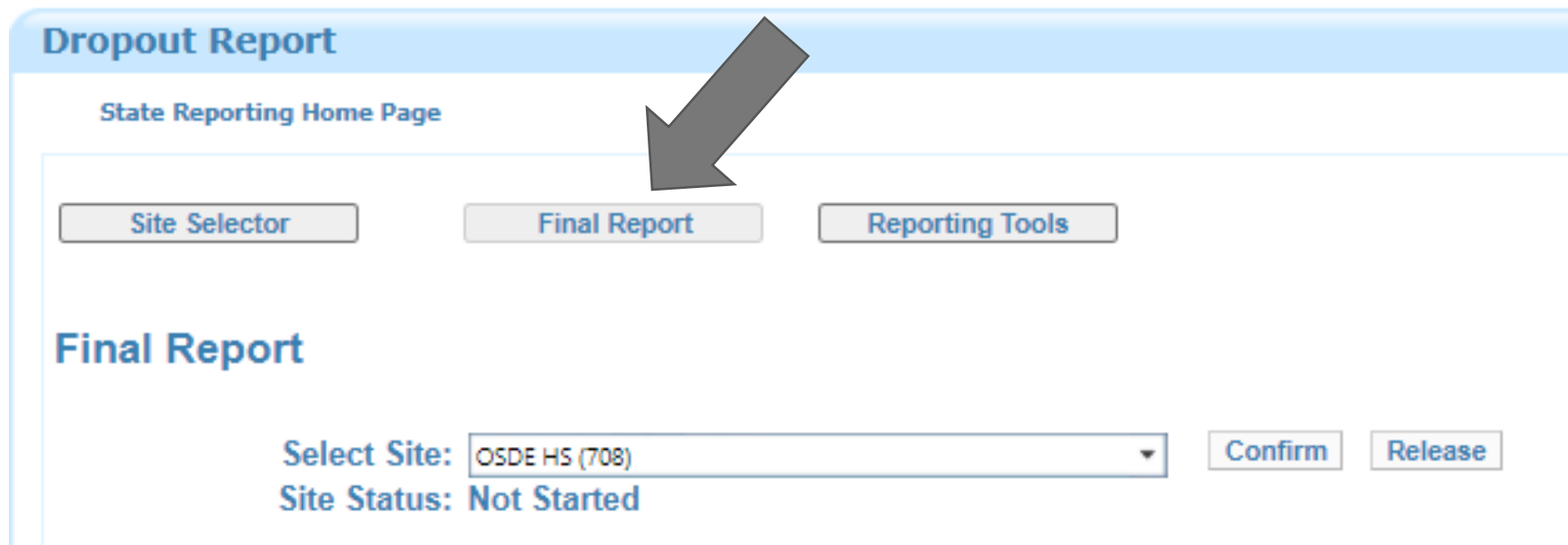
Dropout Report – Non-Dropout Exit Codes

- 1921 (Graduate) **would not be expected to have a subsequent enrollment**
- 3503, 1916 (Exited the United States) **would not be expected to have a subsequent enrollment**
- 1908, 1909, 1910, 1911, 1912, 1913, 1914, 1915, 1918, 1919, 3508 (Transferred out of district)*
- 1907 (Enrolled in different site in same LEA)*

Dropout Report – Non-Dropout Exit Codes

- 3501 (Enrolled in vocational education program) **would not be expected to have a subsequent enrollment**
- 3509 (Received state recognized equivalency certification) **would not be expected to have a subsequent enrollment**
- 1923 (Died or permanently incapacitated) **would not be expected to have a subsequent enrollment**
- 1930 (Postsecondary Early Admission) **would not be expected to have a subsequent enrollment**
- 1924 (Exited due to illness) **would not be expected to have a subsequent enrollment**
- 3505 (Exited)*

Dropout Report – The Report



Dropout Report

State Reporting Home Page

[Site Selector](#) [Final Report](#) [Reporting Tools](#)

Final Report

Select Site: OSDE HS (708)

Site Status: Not Started

Dropout Report – The Report

Dropout Report


State Reporting Home Page

[Site Selector](#) [Final Report](#) [Reporting Tools](#)

Final Report

Select Site:

Site Status: **Not Started**

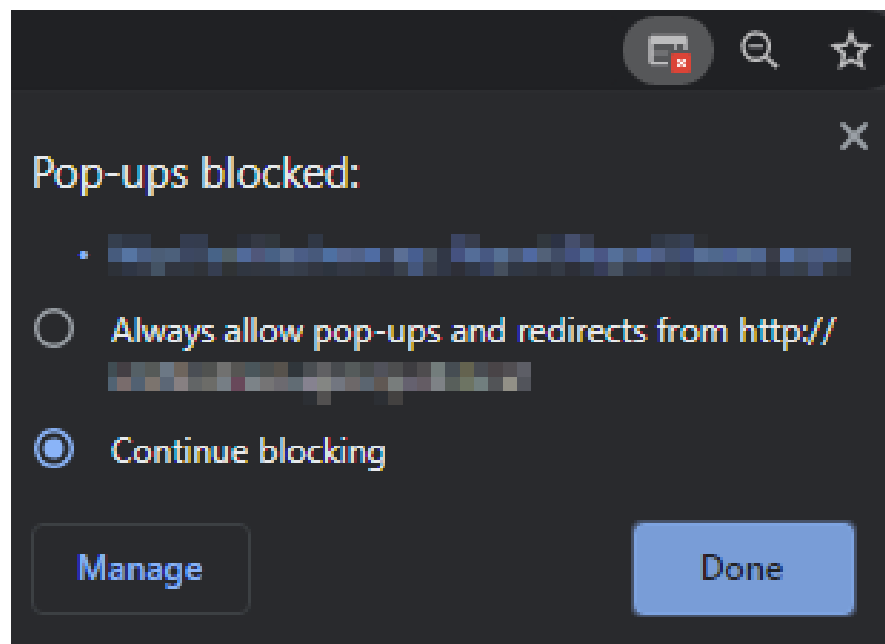


Dropout Report – Reporting Tools

- **Dropout Race/Ethnicity Report** - Counts of dropouts by grade level and one of the 7 race/ethnicity options. (Hispanic Latino, American Indian, Asian, Black, Pacific Islander, White, or two or more races)
- **Dropout Re-Entries Report** - List of students that have re-entered and are not considered a dropout. This will list where the student has re-entered.
- **Dropout Report** - The "Final Report" of student found to be a dropout.
- **Dropouts by Demographic** - Counts of students in specific program areas.
- **Reentry Code Counts** - Counts of reentries aggregated by the reentry code.

Dropout Report – Reporting Tools

- **These will open as a pop-up.** Make sure you can allow for pop-ups



Dropout Report – Next Steps

- Work on opening the twin of this report
 - Monitor students enrolled from October 1 – June 30
 - These are changes that can be made in your SIS
 - **We will not expect you to certify, only review**
- Going forward 2 reports will be open
 - April – June 30
 - Enrollments between October 1 – June 30 (*Quarters 1-3*)
 - July/early August – October
 - Enrollments between July 1 – September 30 (*Quarter 4*)

Dropout Report – Next Steps

- Creating a more robust monitoring system to catch and alert districts to exit codes that should be updated
 - **These would appear in Find Missing Students.** Potentially also in the Data Validation System
- We will work with Accountability to ensure that graduation edits are reflected in this report as well
 - PENDING decision on how to account for and document changes for MS students

Dropout Report – Copy of Guidance

- Will be posted on our website soon, emails to follow

Questions

- StudentDataInfo@sde.ok.gov
- <https://sde.ok.gov/student-information-documents-and-guides>