

# Weekly Wave

Data & Information Systems



**OKLAHOMA**  
Education



# Requesting State Assistance

- Please include your name and phone number on your request
- Provide the student STN or Local ID only
- Do Not provide any personal information for the student
- This includes emails sent to the [studentdatainfo@sde.ok.gov](mailto:studentdatainfo@sde.ok.gov), team group chats, or any of our personal email boxes

# State Testing Number (STN) System

- Access the State Testing Number (STN) System located in Single Sign On
- The students located here could not be automatically assigned an STN
- Flow chart is available on the SDE website under Student Information Documents & Guides

# State Testing Number (STN)

- Until a student is assigned an STN they will not appear on any of your reports
- You will not be able to create a new STN, you will need to send it to the state for assistance and we will determine if a new STN needs to be created.











# State Testing Number (STN)

Home / Applications

Home / Applications

Applications

These are your current applications

 Accountability Reporting	<a href="#">edit app</a>
StateReadOnly - State_ReadOnly	<a href="#">test xml</a>
SystemAdmin - State_Admin	<a href="#">test xml</a>
 Accreditation/HQT/School Improvement	<a href="#">edit app</a>
SDE View Only	<a href="#">test xml</a>
 Class Size Verification	<a href="#">edit app</a>
SDE Administrator	<a href="#">test xml</a>
SDE Manager	<a href="#">test xml</a>
SDE RAO	<a href="#">test xml</a>
SDE State Aid	<a href="#">test xml</a>
<a href="#">edit app</a> - <a href="#">test xml</a>	
 District Ownership Wizard	No District Association
• State Administrator	
 Gifted and Talented Report FY 2020-2021	<a href="#">edit app</a>
SDE Administrator	<a href="#">test xml</a>
 PEBT Report	<a href="#">edit app</a>
STATE - State User	<a href="#">test xml</a>
 School Personnel Reports for FY 2021-2022 (Offline)	<a href="#">edit app</a>
This application is currently undergoing maintenance in preparation for data entry for FY 22-23. We apologize for the inconvenience.	
SDE View Only	<a href="#">test xml</a>
 School Personnel Reports for FY 2022-2023	<a href="#">edit app</a>
SDE View Only	<a href="#">test xml</a>
 State Infection Reporting System	<a href="#">edit app</a>
DOE - Education Official	<a href="#">test xml</a>
<a href="#">edit app</a> - <a href="#">test xml</a>	
 State Testing Number (STN) System	No District Association
• State Admin	

# Ownership

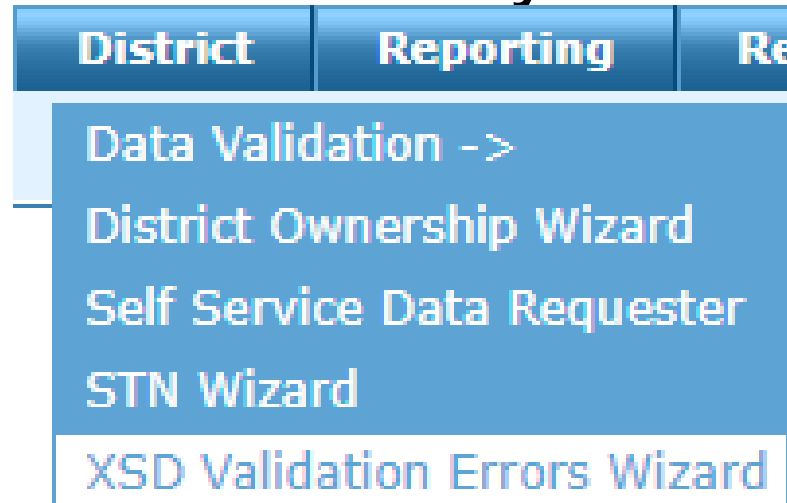
- Ownership Wizard App is located in Single Sign On.
- If you find you have students that conflict with themselves, please provide the student's STN and the school that is showing the conflict, to [studentdatainfo@sde.ok.gov](mailto:studentdatainfo@sde.ok.gov).
- We are currently experiencing several districts who have resolved their conflicts and it is not clearing them from the queue. We will be running a script on Sunday, which should clear out the ones that have been resolved.

# Data Validation

- Check your district for validation issues. If you need direction in resolving these issues, please reach out to us so we may assist you. You can do that by sending an email to [studentdatainfo@sde.ok.gov](mailto:studentdatainfo@sde.ok.gov).
- The path to get to Data Validation is District<Data Validation<Data Validation Wizard.

# XSD Errors

- **What:** When sent data doesn't meet minimum validation requirements
- Bad data will not enter the state's system for reporting
- **How to correct:** Reach out to your SIS vendor
- Where to find:





# XSD Errors

- **Who can access this?:** District level users
- **How do you know if you have these errors?**

Error/Issues	
STN Wizard	8,820
Ownership Wizard	4,084
Data Validation Wizard	664,543
XSD Validation Wizard	616

# XSD Errors

- **What can you send to your vendor or correct?**

- The error description
- Object that failed
- XML
- Date of error

	Date Received	Object Type
<a href="#">View SIF XML</a>	8/31/2021 3:00:41 PM	StudentPersonal
<b>Error Description</b> Line #48 Position #31 The 'http://www.sifinfo.org/infrastructure/2.x:CountryOfBirth' element is invalid - The value " is invalid according to its datatype 'http://www.sifinfo.org/infrastructure/2.x:CountryType' - The value " is not valid according to any of the memberTypes of the union.		

# EdPlan

- Issues with students' records appearing in EdPlan?
- Please verify the student is not pending in your STN system
- Please check and clear your ownership issues
- Please check and clear your data validation issues
- If any of these items are outstanding that student's record will not go into EdPlan

# Fall 2022 Child Count Training

- September 8<sup>th</sup> at 1:00 p.m.
- Online training
- You can register at the link below
- <https://us06web.zoom.us/meeting/register/tZMkd-6uqjwoGdA4yC3NDF6kz27TefCa5PRH>
- Training slides should be posted on Friday 9/9/2022

# Dates to Remember

- Class Size Verification Opens 9/1/2022 Closes 10/15/2022
- Read only access through 9/14/2022 in order to make changes through your SIS
- Class Size opens on 9/15/2022 for certification
- If you are experiencing data issues please contact [studentdatainfo@sde.ok.gov](mailto:studentdatainfo@sde.ok.gov)

# Dates to Remember

- October 1<sup>st</sup> Opens TBD Closes 10/17/2022
- Child Count Opens TBD Closes 10/17/2022
- FQSR Opened - Closes 11/30/2022

# New Wave Accounts

- Superintendents must provide Wave access in the SSO.
- If you are giving new Wave access to new employees, it may take at least 72 hours for all your access to show up.
- Employees will need to request an affiliates log on.

Please contact OMES: [servicedesk@omes.ok.gov](mailto:servicedesk@omes.ok.gov)

# Issues Accessing the Wave

- Go to the SSO page
- Click on Open the Wave
- Login with your user id (ssouusername)@affiliates.ok.gov
- When you get to the page asking for Microsoft page use the same login information as above
- When you get to the password click on forgot password
- The system will email you a temporary password, you will have to change the password
- If this does not work, you will need to reach out to servicedesk@omes.ok.gov



# Questions and Resources

- [StudentDataInfo@sde.ok.gov](mailto:StudentDataInfo@sde.ok.gov)
- <https://sde.ok.gov/student-information-documents-and-guides>

# Questions??