

Weekly Wave

Data & Information Systems

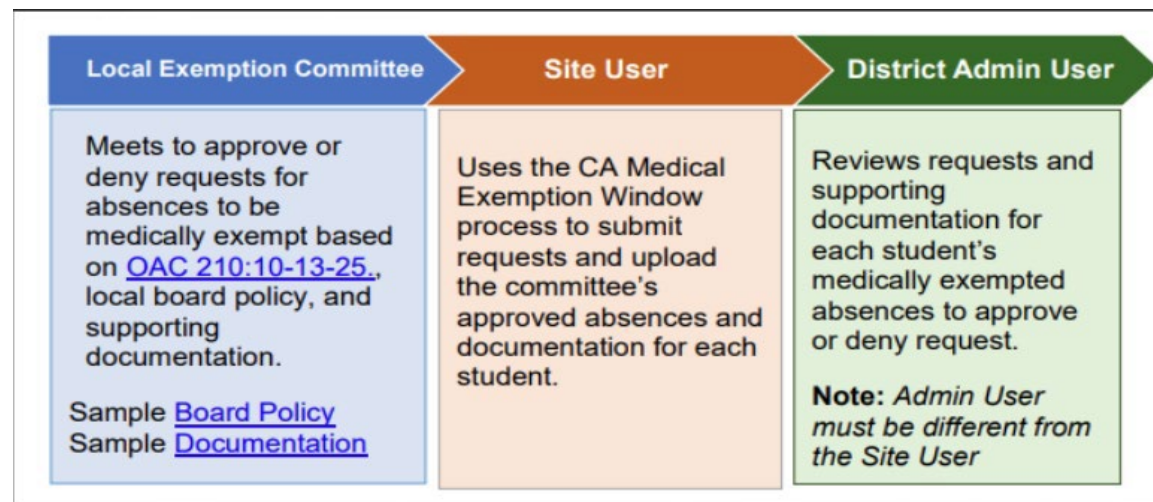


OKLAHOMA
Education



Accountability Reporting

- Currently Open
 - Chronic Absentee Medical Exemption – Now Open Closes 6/30/23
 - Open through the end of the school year
 - Webinar training will be provided by the Office of Accountability throughout the year



Accountability Reporting

- CVR Window -Opens January 17 – January 31
- 2022 Grad DVR Window- Opens January 24 – February 7
 - Contact Jonathan.Yun@sde.ok.gov or Shumi.Siewe@sde.ok.gov
 - Accountability@sde.ok.gov

Accountability Reporting

- Dropout Report - Conflicts have been turned on and need to be completed prior to submitting a DVR
- Open through 1-20-23 at 5:00 P.M.
- This is for the 21-22 school year. This will give you the opportunity to review 7th to 12th-grade students who are listed on the Drop Out Report. You can submit DVRs for students that did not enroll because they transferred out of state, to a private school, emigrated, exited to homeschooling, obtained a GED, or passed away during the summer/fall
- If you have any students showing as a dropout without a DVR option and believe the dropout is a result of a delayed enrollment at the student's new school that occurred around the time the SY22 dropout period ended on September 30, 22 and the delay was beyond your school's control, please email Reed.Bryant@sde.ok.gov and include the email the documentation indicating the students transfer

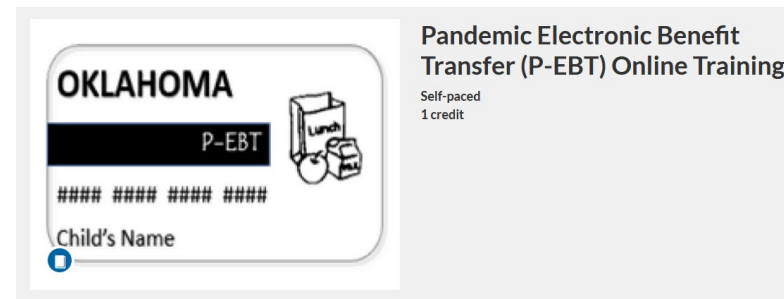
Accountability Reporting

- Postsecondary Coursework Credit
- Now is the time to check in the Accountability Reporting Application to ensure your grades are posting correctly for Postsecondary Credit
- Check on your conflict tab and school data conflict, for issues related to Post Secondary Credit.
- If you have questions, please contact nancy.flores@sde.ok.gov or june.gerred@sde.ok.gov

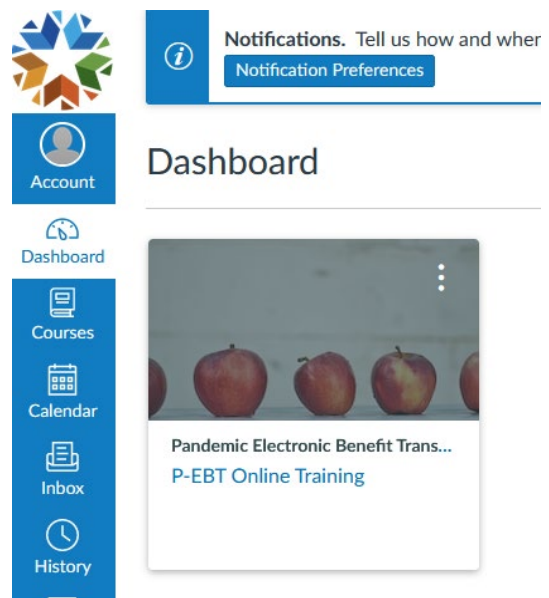
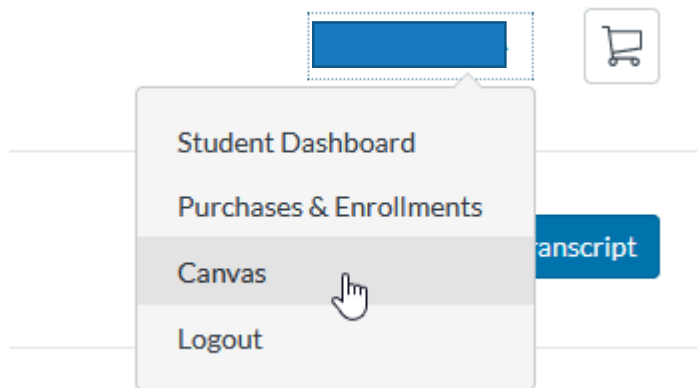
- Reporting Windows Announced through GovDelivery
 - Email Accountability@sde.ok.gov

P-EBT Training

- Below is the link for the PEBT training
- <https://osdeconnect.pdx.catalog.canvaslms.com/courses/pandemic-electronic-benefit-transfer-p-ebt-online-training>
- If you don't have an account for SDE Canvas, you will need to create an account when you use the link. Your email will have to be validated and you will set up your login credentials and be enrolled in the P-EBT course



P-EBT Training



P-EBT

- The training is broken into modules and is very nicely done
- There is in-depth training for understanding P-EBT and various scenarios to learn how to evaluate if a student qualifies
- There are modules for the DVR process located towards the end PDF documentation is in the last module
- You will be able to start and stop and return at any time
- When you return to the link, access Canvas from the menu to locate your enrolled training

P-EBT DVR's

- DVR Window will close on 1-31-2023
- Review the DVRs that are being submitted, we are receiving DVRs under the wrong category and the wrong year
- School Calendar Date-Whole day was coded wrong for the entire site
- Student Attendance- single or multiple days coded wrong for one student
- Student Enrollment- Affects the entire enrollment changing from R, RVON, RVOFF
- Student School- Free and reduced status was incorrect

P-EBT Contact

- If you are wanting to add your name for notification purposes to the list of the next round of P-EBT issues for 2022. Please send an email to shannon.nakvinda@sde.ok.gov and please provide the district name and your district email address.

Changing SIS Vendors

- If your district is changing SIS Vendors for SY 23-24, please send an email studentdatainfo@sde.ok.gov and tell us who you currently have and whom you are moving to

Questions and Resources

- StudentDataInfo@sde.ok.gov
- <https://sde.ok.gov/student-information-documents-and-guides>
- To sign up for our Newsletters access <https://sde.ok.gov/> and in the bottom righthand corner find the link that say NEWSLETTER SIGN UP NOW!
- Enter you email

A screenshot of a newsletter sign-up form. The form has a blue header with the text "NEWSLETTER SIGN UP NOW!" in white and yellow. Below the header is a white input field with the placeholder text "Enter email address" and a blue "GO" button to its right. The background of the form features a faint graphic of a graduation cap.

Questions??