

Accountability

District Personnel General Training



OKLAHOMA
Education



Accountability@sde.ok.gov

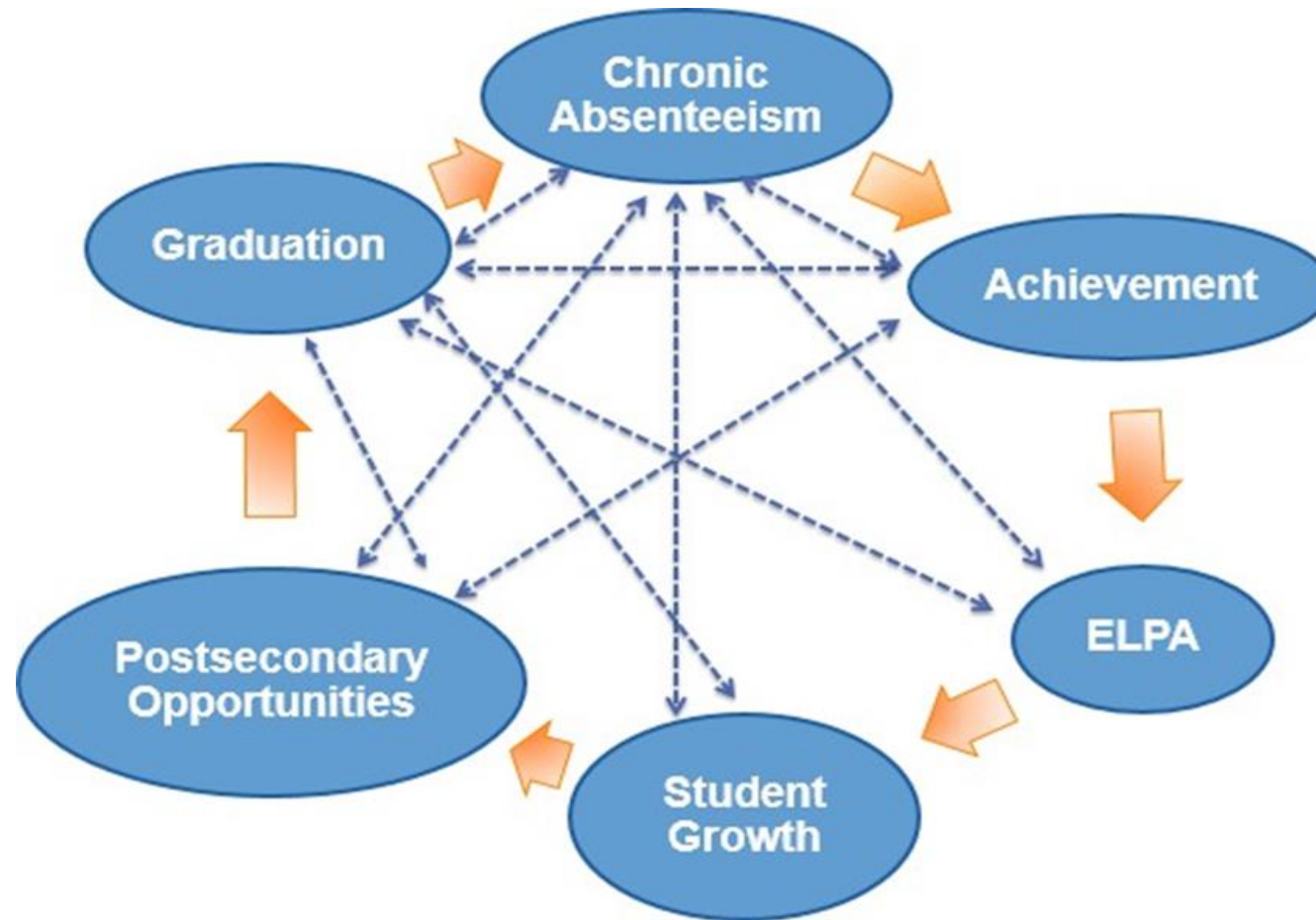
Michael Tamborski	Program Manager
Shumi Siewe	Senior Data Analyst
William Stuckrath	Senior Data Analyst
Savannah Vincent	Senior Data Analyst
Reed Bryant	Senior Data Analyst/EDFacts Coordinator
Dionne Jordan-Mock	Division Support Coordinator
Tandrea Lambert	Administrative Assistant

Overview of Accountability

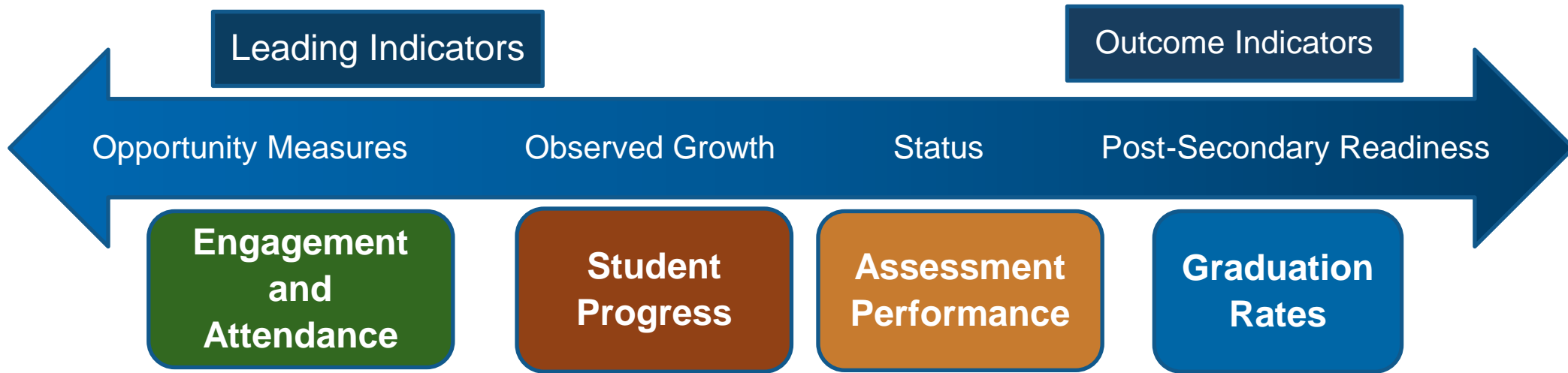
Session Targets

- The Office of Accountability's Role in Supporting Schools
- How Data Feeds into the Accountability Reporting App and State Report Cards
- School/District Requirements in Accountability Reporting
- Important Timeline and Resources

Accountability should be guided by the **belief** that **all students can grow**, and **all schools can improve**.



Outcomes Operate Along a Continuum



- Students must have opportunities to learn to make or maintain progress;
- Students must have opportunities to make or maintain progress from one grade to the next to gain or maintain readiness for the next grade, course or level; and
- Students must have opportunities to gain grade-level knowledge and skills to graduate with a diploma ready for success in life after high school.

Contextual measures and outcomes mirror the Report Cards

Attendance

Assessment
Performance

Student Progress

Graduation

How well are we
**engaging
students and
removing barriers**
to regular
attendance to
**lessen the impact
of lost
instructional time**

How well are we
supporting
**groups of
students** in
being ready for
the next course,
grade or level?

How well are we
supporting students
in **progressing
towards or
maintaining
mastery of grade-
level standards?**

How well are we
supporting
students in
**graduating with a
diploma** in four,
five, or six years?

Chronic Absenteeism

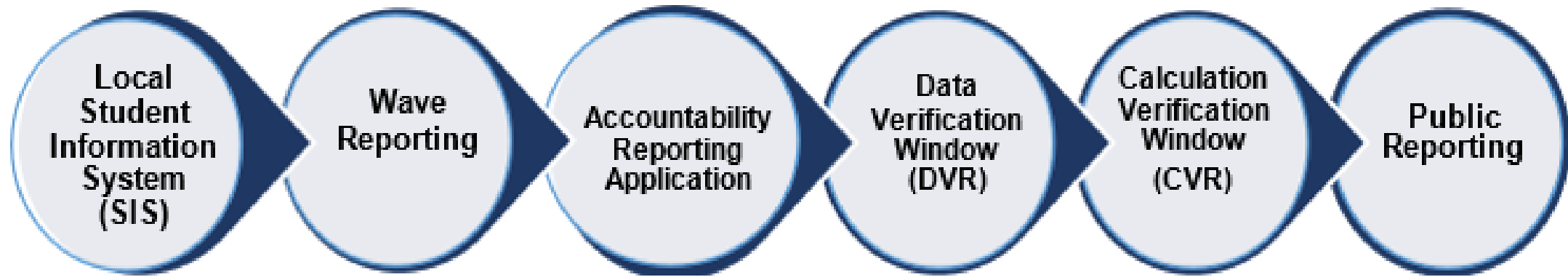
Academic
Achievement

Academic
Growth

Graduation

How Data Informs the Oklahoma School Report Cards

How data feeds into the public dashboard



Accountability Reporting Application Access is granted at the district level-
https://sdeweb01.sde.ok.gov/SSO2/docs/Superintendent_SSO_Manual_1.1.pdf

Accessible information in Single Sign-On



Accountability Reporting

New: Real-time data are now available!



SCHOOL DATA



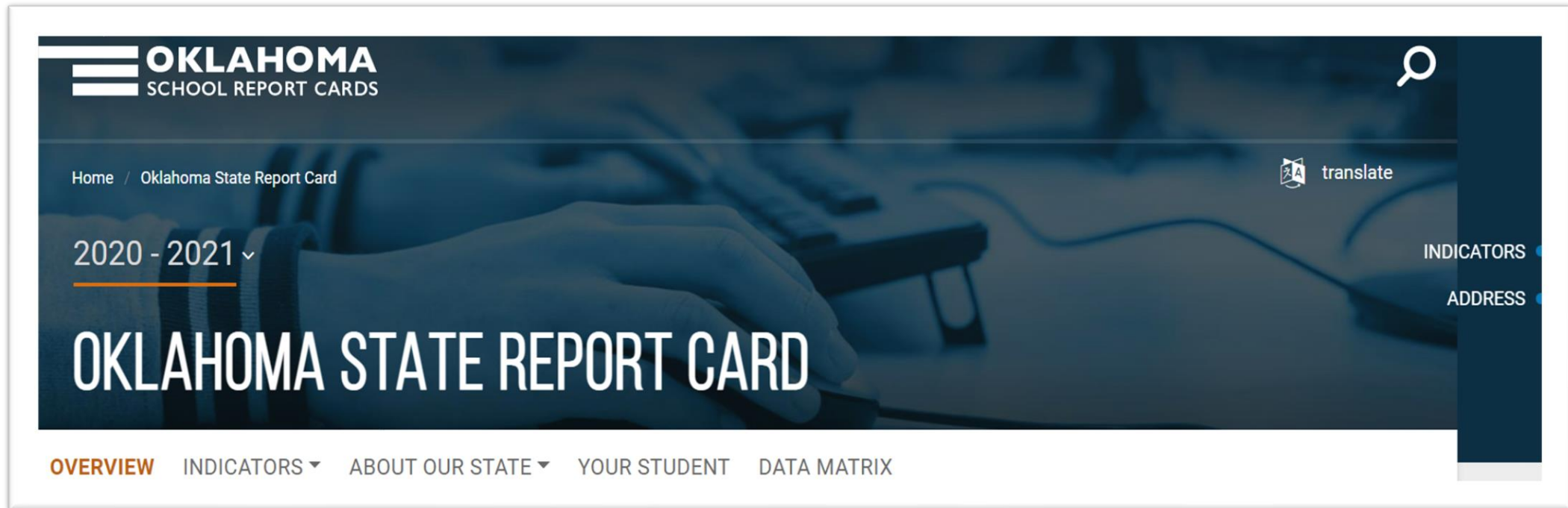
STUDENT DATA



REPORTS ▼

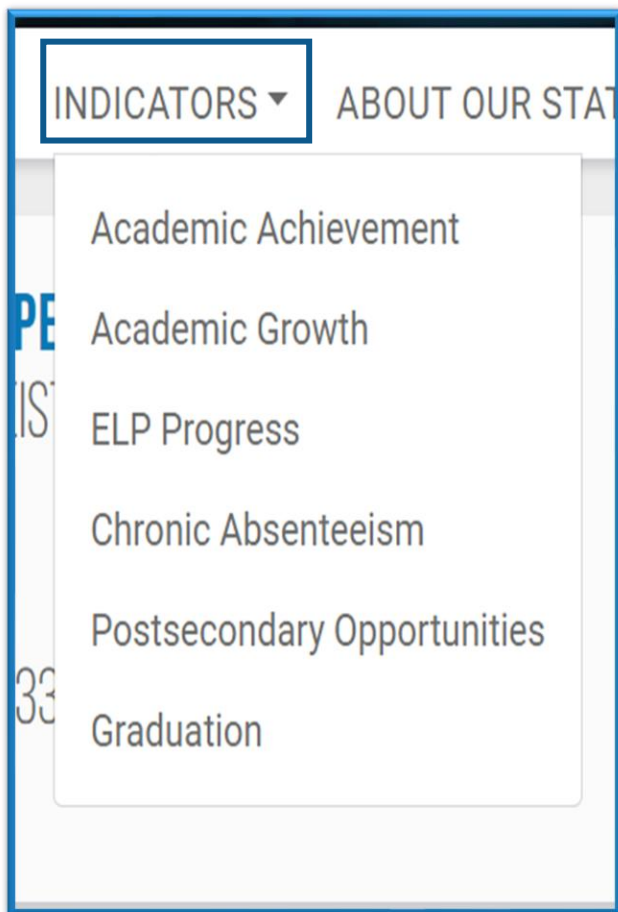
- **School Data:** Calendar, Finance, Coursework
- **Student Data:** Students, Enrollment, Attendance, English Learners, Assessments, Assessment ELP, Coursework
- **Reports:** Report Card (*FAY Students*), Contextual (*All students enrolled*), Designations, and Dropout

Oklahoma School Report Card



<https://oklaschools.com>

Accountability Specific Indicators



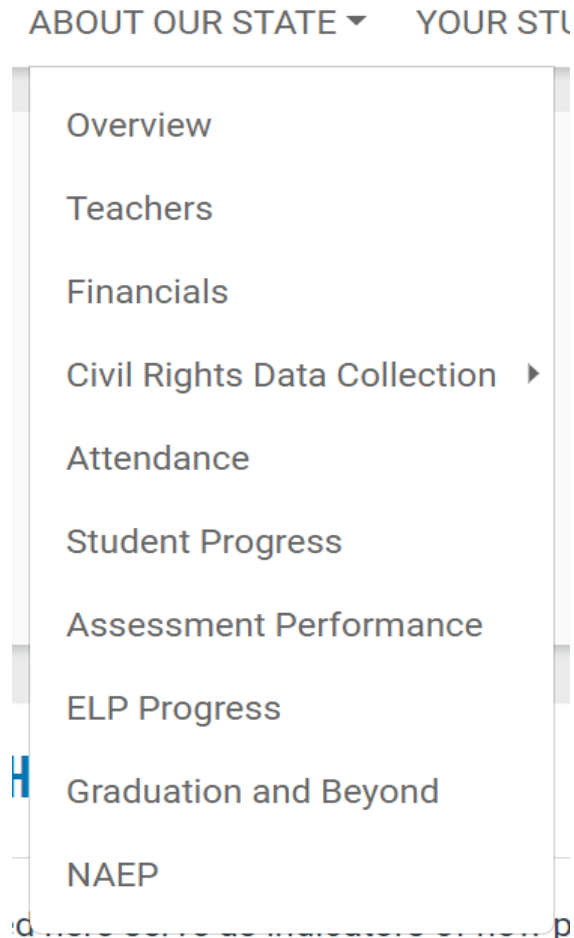
What Oklahoma School Report Cards measure

Data collected from each indicator provides meaningful and actionable information as shown here and explained in more detail on the pages that follow.

Grades K - 12	Chronic Absenteeism: How well are we lessening the impact of lost instructional time based on the percentage of students in regular attendance meaning that they are in school at least 90% of the instructional days offered through our school calendar?
Grades 3 - 8 & 11	Academic Achievement: How well are we supporting groups of students to be ready for the next grade, course or level based on their performance on state tests in English language arts (ELA), math and science?
Grades 4 - 8	Academic Growth: How well are we supporting our students in progressing towards or maintaining mastery of grade-level academic standards in math and ELA based on comparing their performance on state tests between consecutive years?
English Learners	English Language Proficiency Assessment Progress (ELPA): How well are we supporting our English learners in gaining proficiency in English language based on their WIDA ACCESS Scores?
Grades 11 - 12	Postsecondary Opportunities: How well are we preparing our students for life after high school based on the percentage of students successfully participating in at least one opportunity including internships, AP/IB coursework, dual/concurrent enrollment or Career and Technical Education (CTE) coursework leading to certification?
Grades 9 - 12+	Graduation: How well are we supporting our students in graduating with a diploma in 4, 5, or 6 years based on adjusted cohort graduation rates?

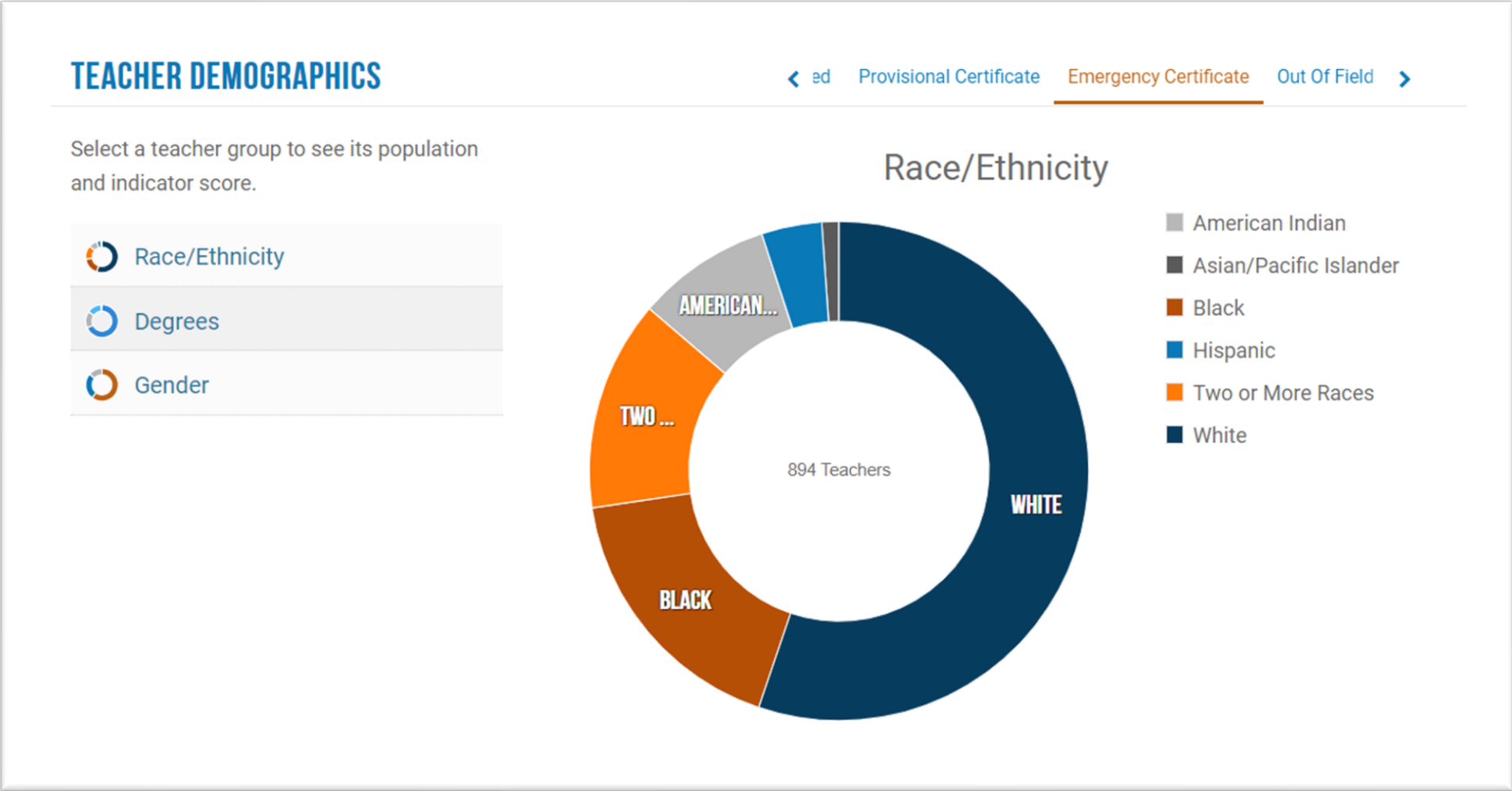
Measures, Indicators and Actions

Contextual measures provide additional information beyond accountability-specific indicators



- Data displayed on the public dashboard (Oklaschools.com) are comprised from multiple measures, including both accountability-specific indicators and other contextual measures (e.g., Per-Pupil Expenditures).
- Doing so provides additional context to understanding a school's successes and challenges.

Oklahoma School Report Card

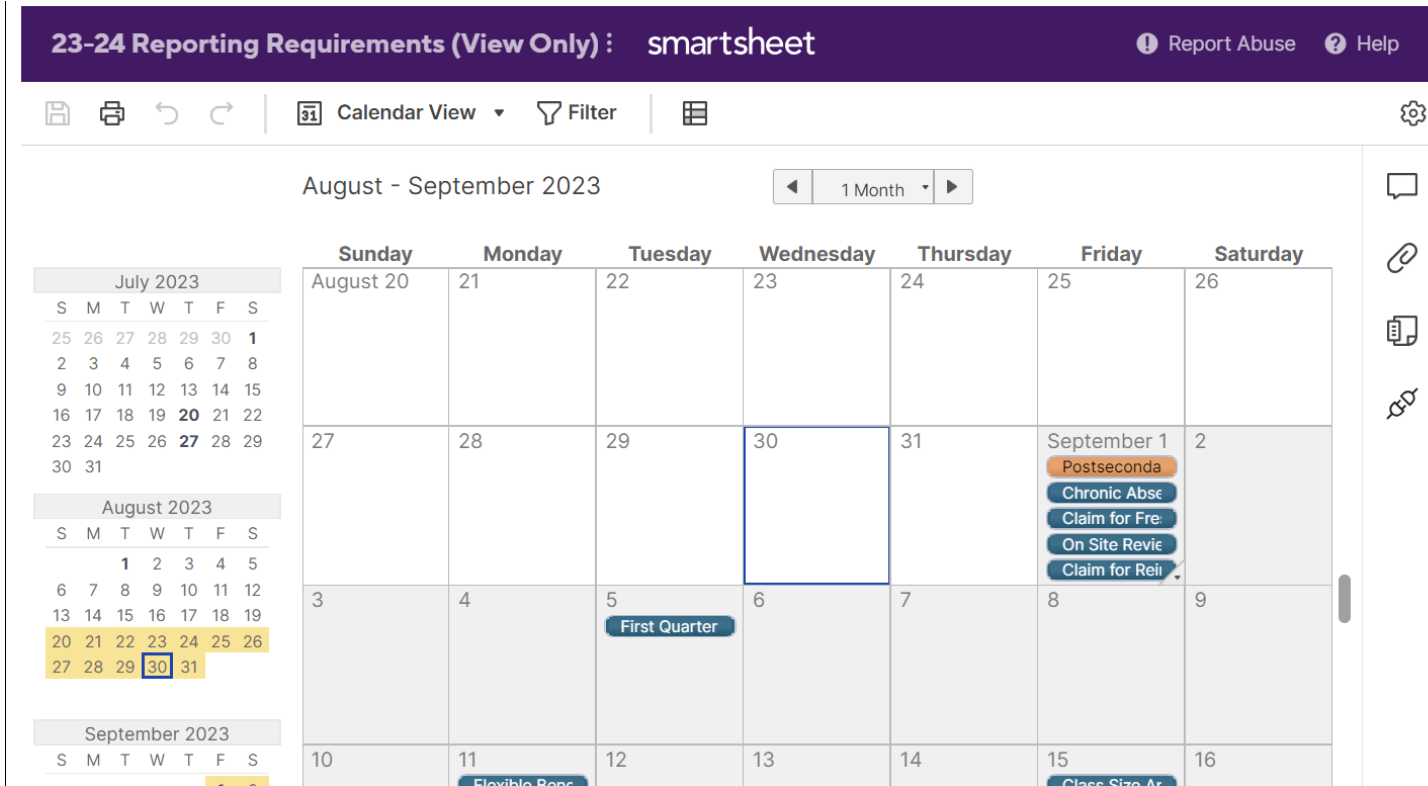


<https://oklaschools.com>

Looking at SY 2023-24 Reporting Requirements

Upcoming Report Windows and Look-Fors

- Reports by Month
 - Work in progress
- Almost all accountability data is viewable in AR throughout the year



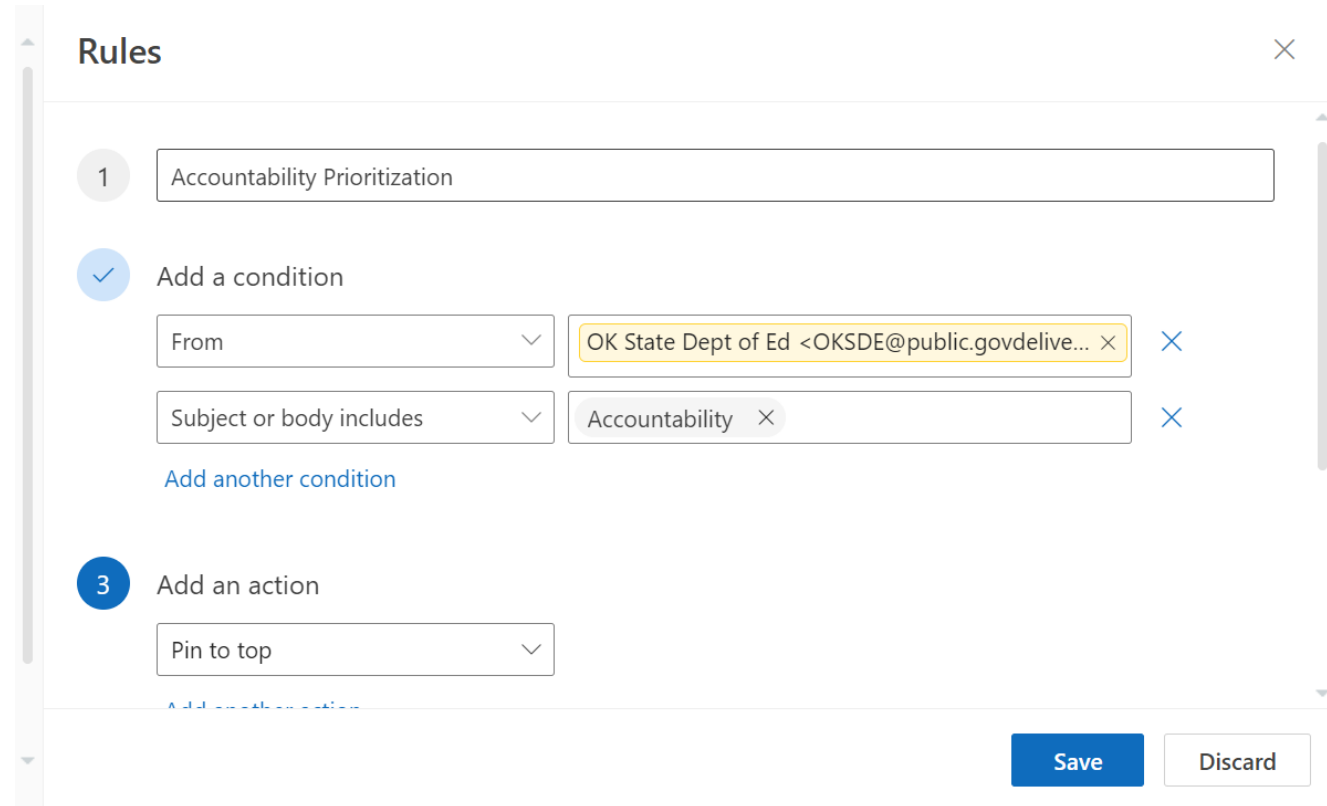
<https://sde.ok.gov/reporting-requirements-calendar>

Announcements and Updates

- Updates and announcements will be sent through GovDelivery announcements.

Please make sure you are subscribed to the Accountability listserv. You will get notifications and reminders about important dates in Accountability.

[Subscriber Preferences.](#)



The screenshot shows a 'Rules' configuration window with a close button (X) in the top right corner. The window is divided into three numbered steps:

- 1** Accountability Prioritization
- 2** Add a condition
 - From: OK State Dept of Ed <OKSDE@public.govdelive... X
 - Subject or body includes: Accountability X
 - Link: [Add another condition](#)
- 3** Add an action
 - Pin to top
 - Link: [Add another action](#)

At the bottom right, there are two buttons: 'Save' and 'Discard'.

Additional Resources

[Accountability Home | Oklahoma State Department of Education](#)

Resources for the Oklahoma School Report Card

Resources linked here support the use and interpretation of the Oklahoma School Report Card displayed on the public dashboard found at oklaschools.com

- **Spotlight Documents**- provide an overview of each indicator, why it matters, how it is measured and frequently asked questions
- **E-Learning Modules**- short videos that walk viewers through the report card and explain how each indicator is calculated and indexed
- **Oklahoma Edge Modules**- professional learning modules that unwrap and connect measures from the Oklahoma School Report Card with resources and actionable next steps
- **Tables**- used by different indicators to calculate the Oklahoma School Report Card

Thank You!

Accountability@SDE.OK.Gov