



OKLAHOMA
EDGE

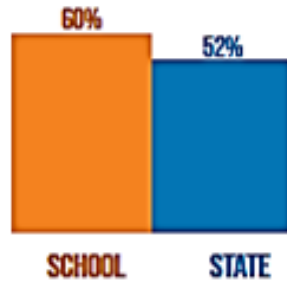
Champion Excellence

Oklahoma School Report Cards

ACADEMIC ACHIEVEMENT

C

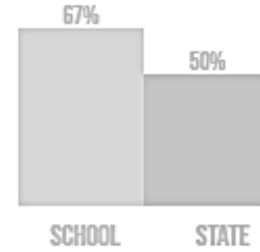
How prepared are students for the next grade, course or level?
Points Possible: 35



ACADEMIC GROWTH

B

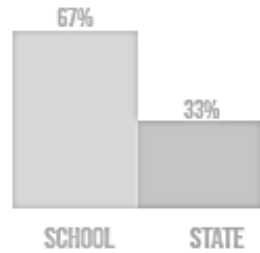
How are students growing compared to their performance the previous year?
Points Possible: 30



ENGLISH LANGUAGE PROFICIENCY PROGRESS

A

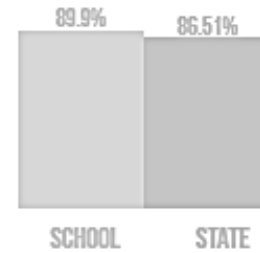
How well are English learners meeting their language-acquisition targets?
Points Possible: 15



CHRONIC ABSENTEEISM

C

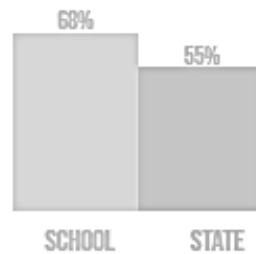
What percentage of students is in good attendance?
Points Possible: 10



OVERALL GRADE

B

How did the school perform overall?
Points Possible: 90



Academic Achievement

- Recognizes **school-level** improvement
- Points are earned under two categories:
 - Performance (majority of points)
 - Proficiency
- Performance
 - Students meeting or exceeding their **priority student group targets**
 - Removes “double-counting” and illuminates previously masked trends
- Proficiency
 - Students scoring proficient or advanced

Why Priority Student Groups?

- Priority student grouping is an innovative process unique to Oklahoma that allows goals to be set for all students at a level which is challenging and appropriate.
- Oklahoma's new methodology prioritizes all students, not just those closest to proficiency.

Priority Student Groups

- ≡ Oklahoma ran multiple regression analyses to determine the correlation between demographics and academic achievement.
- ≡ The first demographic group to which a student belongs determines the student's target score.
- ≡ Priority Student Grouping Order:
 - Students with disabilities
 - Economically disadvantaged students
 - English learners
 - Race/ethnicity

Priority Student Group Targets

- ≡ **2017: Baselines for 3-8 assessments** were calculated
 - First operational administration
- ≡ **2018: Baselines for high school math and ELA** were calculated
 - First year of state-wide SAT/ACT given to all juniors
- ≡ **2019: Baselines for high school science** were calculated
 - Shift from biology to a comprehensive physical science and life science assessment.
 - First operational administration

Determining Scale Score Targets

- Calculated the median scale score for each priority student group at each grade level and content area (baseline scores)
- Determined the Standard Error of Measurement (SEM) on each state test
- Oklahoma's long-term goal is that the majority of students attain proficiency by 2030 (scale score of 300)
- Measurements of interim progress were set at ambitious but attainable steps