



Continuous Quality Improvement

Building & Improving Program Policies & Procedures

ESSER Community of Practice

Tay Davis & Edgar Gomez

April 7, 2022

Today's Facilitators



Edgar Gomez
Learning & Development
Specialist



Tay Davis
Learning & Development
Specialist



Objectives

- Revisit why Quality matters.
- Learn how a continuous quality improvement lens can support creating and adapting program policies and procedures that promote a high-quality program
- Discuss program staffing, roles, and responsibilities needed to run a high-quality program
- Explore resources in the youth development field that can support your program procedures and policies planning.



Agenda

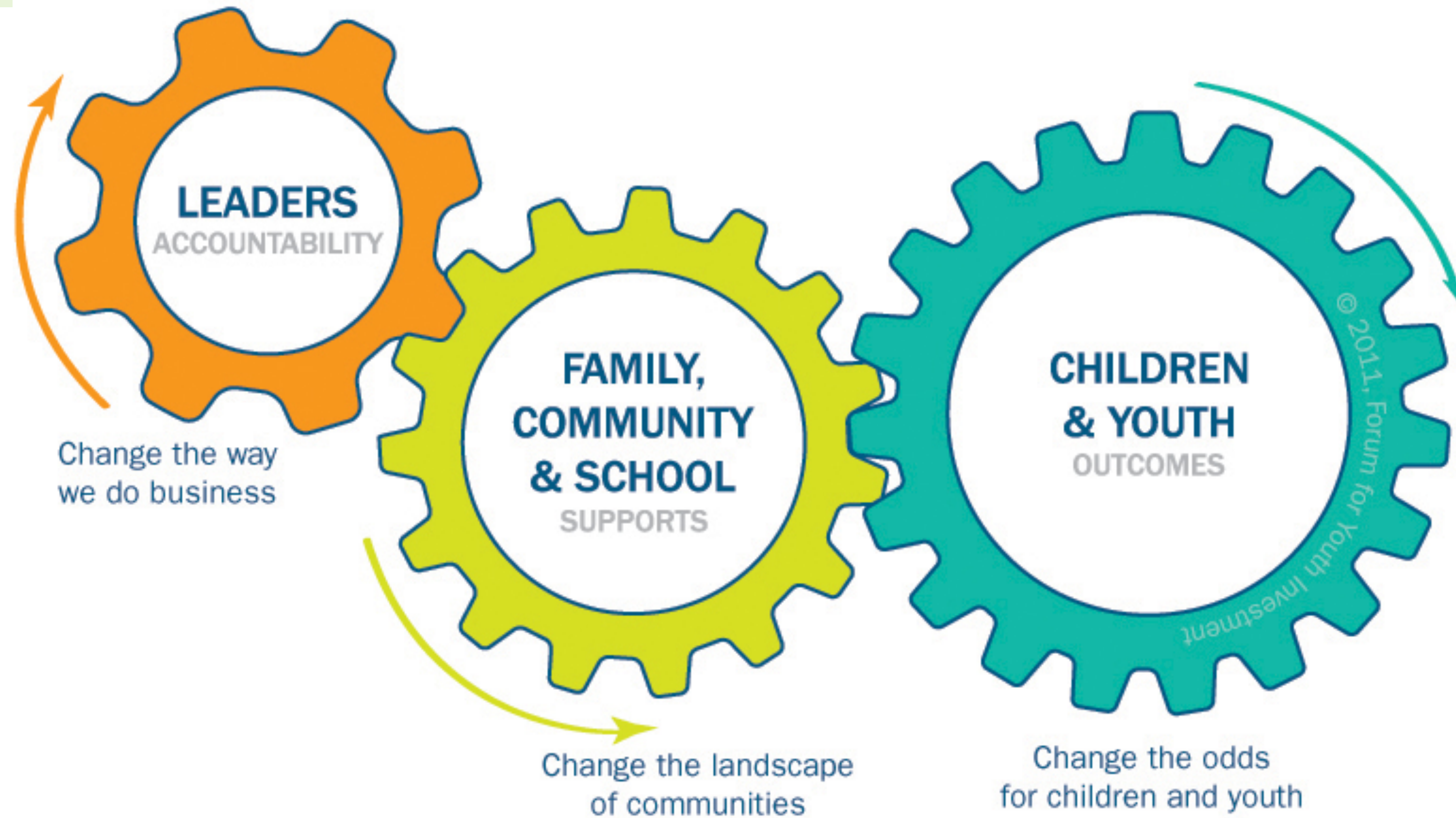
- Revisiting Your North Star
- What is Quality?
- Program Policies & Procedures Inventory
- Planning with Inventory
- Youth Development Resource Scavenger Hunt
- What Next?



Revisit your North Star...

Our North Star...

“Changing the odds that all youth are ready for college, work and life.”





DAVID P. WEIKART

CENTER FOR YOUTH PROGRAM QUALITY

The Forum for Youth Investment

David P. Weikart Center for Youth Program Quality is a leader in empowering education and human service leaders to adapt, implement, and scale best-in-class, research-validated quality improvement systems to advance child and youth development. Training and technical assistance in quality improvement system design, effective performance data, and lower stakes accountability has helped OST networks across the country be successful, scale-able, and sustainable. The Weikart Center is a critical part of the Forum for Youth Investment's overall effort to build leadership capacity to advance readiness and equity.

the forum FOR YOUTH INVESTMENT

is the proud parent organization of:



DAVID P. WEIKART
CENTER FOR YOUTH PROGRAM QUALITY



What is Quality?

How do we see it in youth programs?

Quality is more than CONTENT

Features of Positive Developmental Settings

(NRC Community Programs that Promote Youth Development, 2002)

Physical and psychological safety

Appropriate structure

Supportive relationships

Opportunities to Belong

Positive Social Norms

Supports for Efficacy and Mattering

Opportunities for Skill Building

Integration of Family, School and Community Efforts

Young people embrace their potential when they feel:



Safe

Supported

Respected


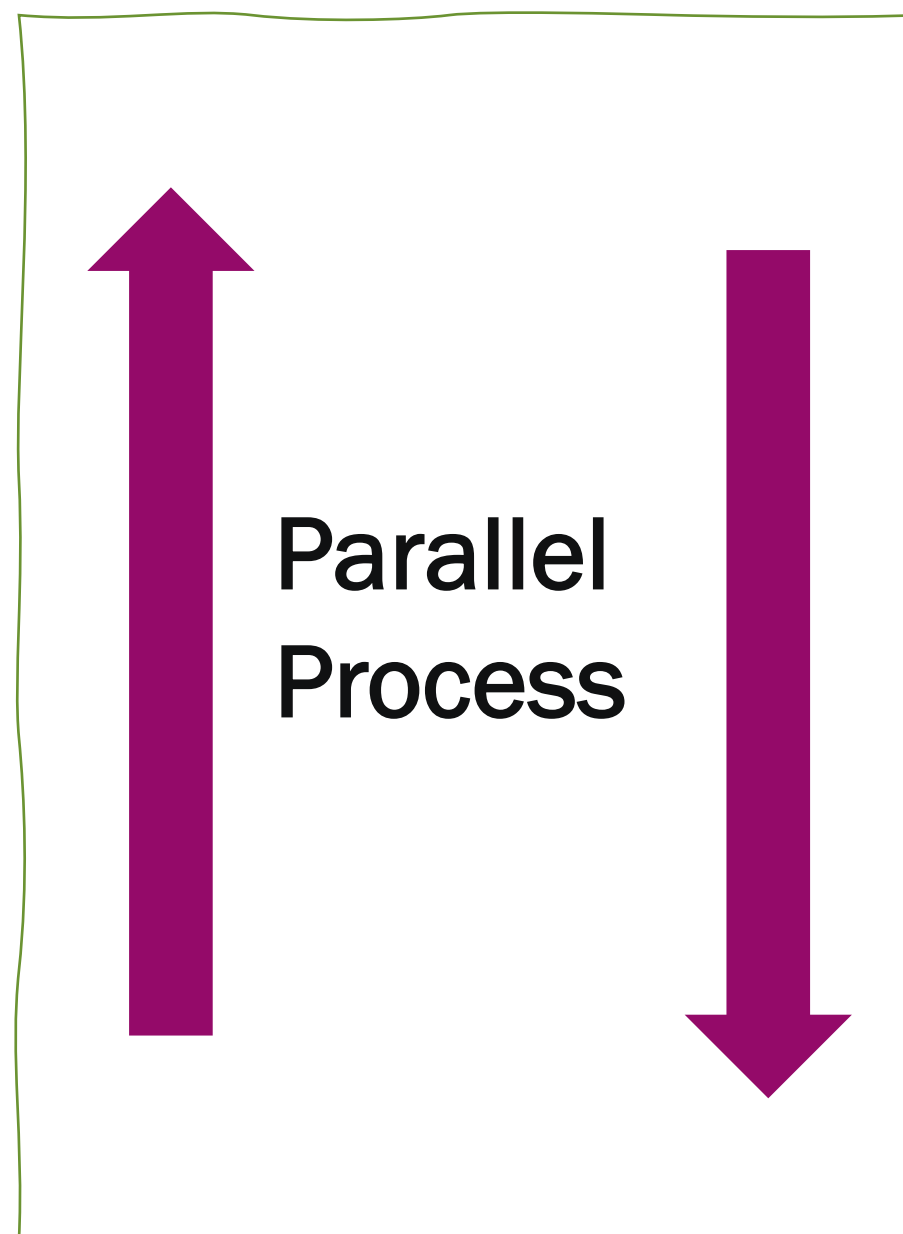
Seen and heard

Challenged

**Allowed to use all the
assets they bring**

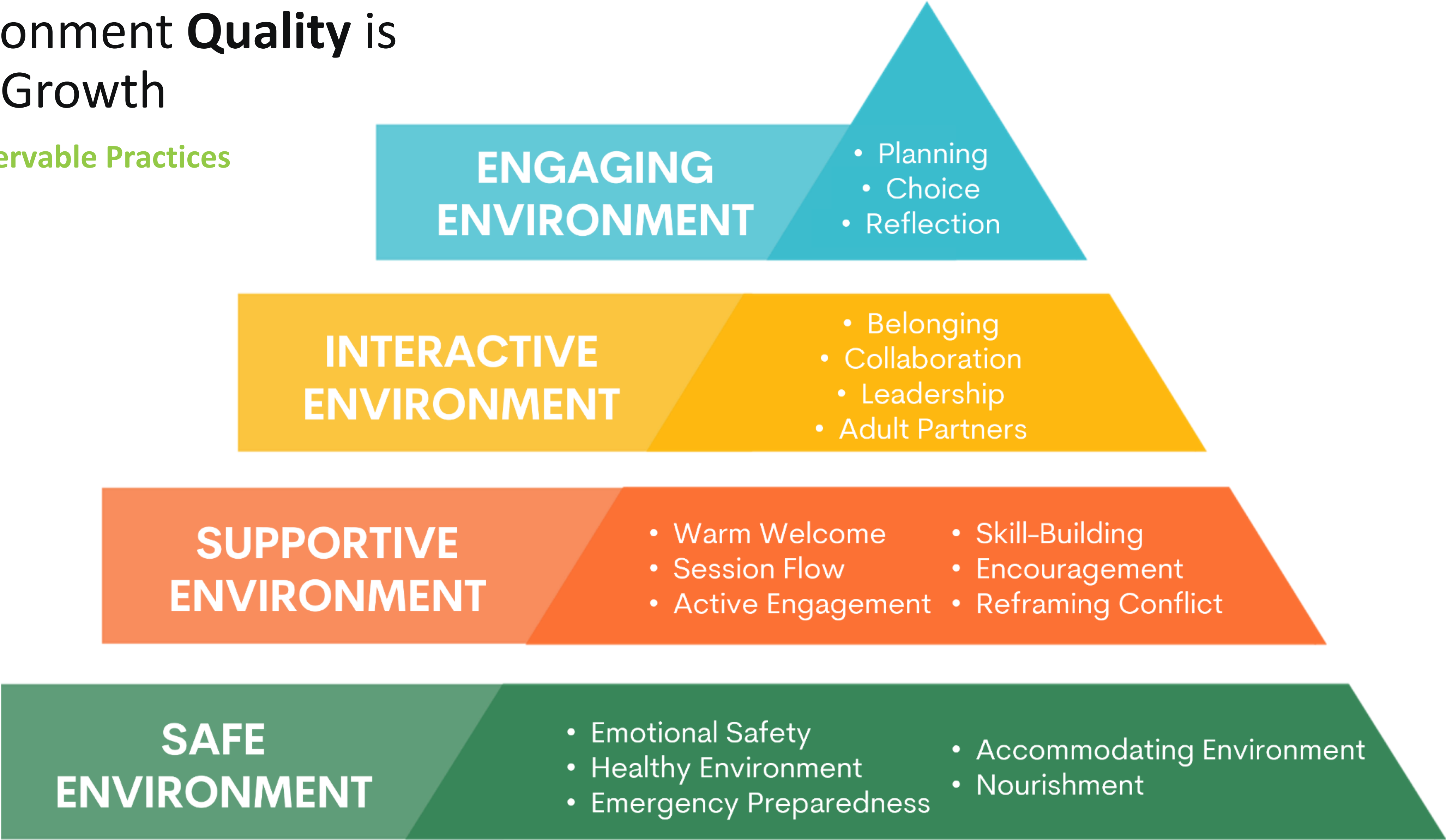


Staff create potential in youth when they
feel the same things.




Learning Environment Quality is Linked to Skill Growth

Through Defined, Observable Practices



Staff create potential when they *feel the same things...*



...and have **organizational support** to do so.

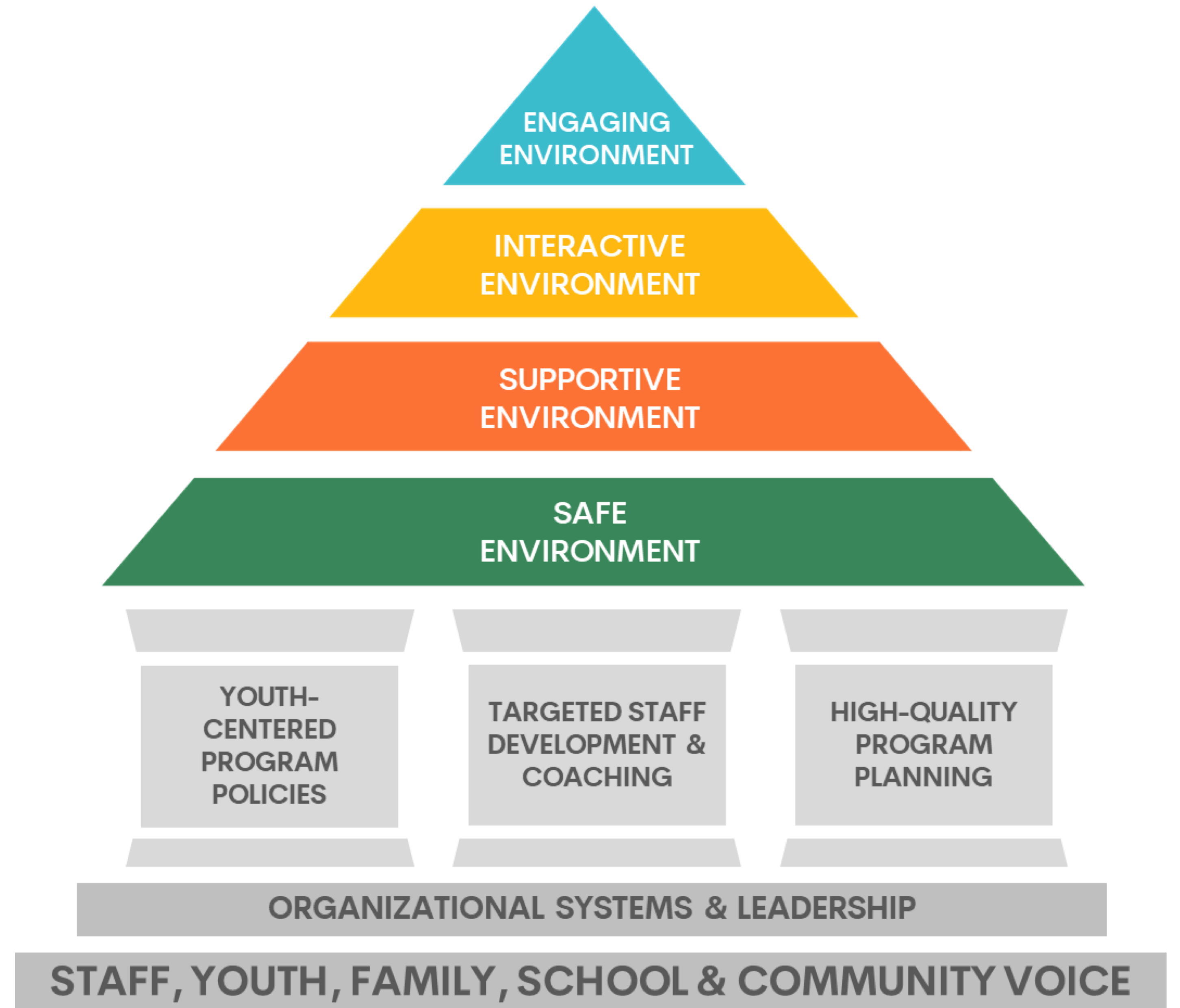


IMAGE INTENDED FOR OK ESSER GRANTEE USE ONLY
Drafted February 2022

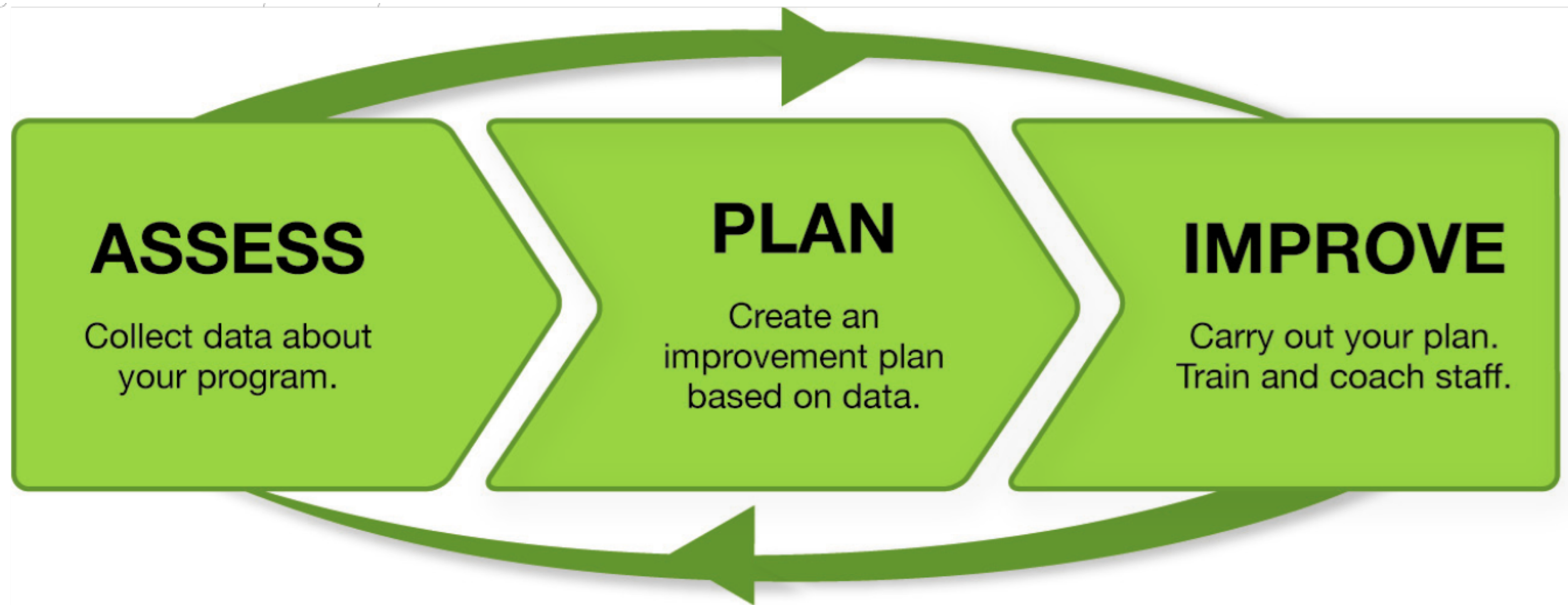
A QuEST to change the odds for children and youth.

Through a culture of continuous improvement.

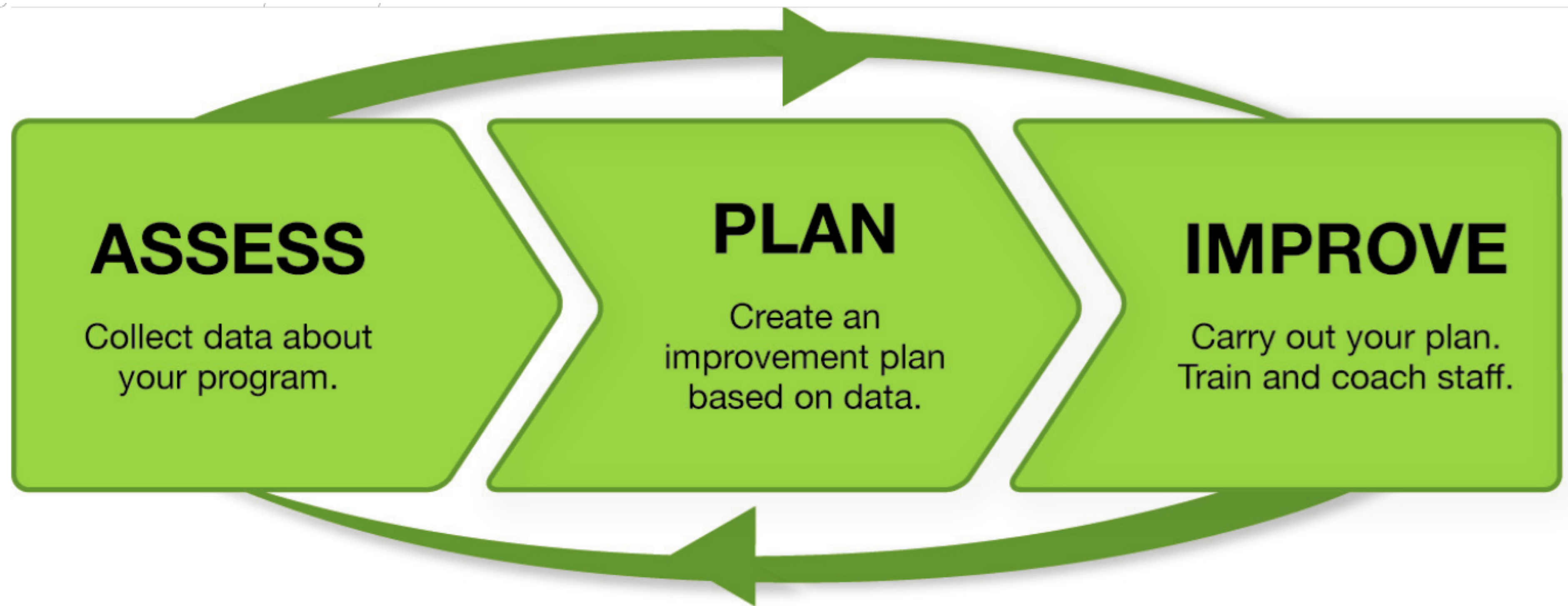
The Youth Program Quality Intervention (YPQI) gives us a framework for quality and continuous improvement.



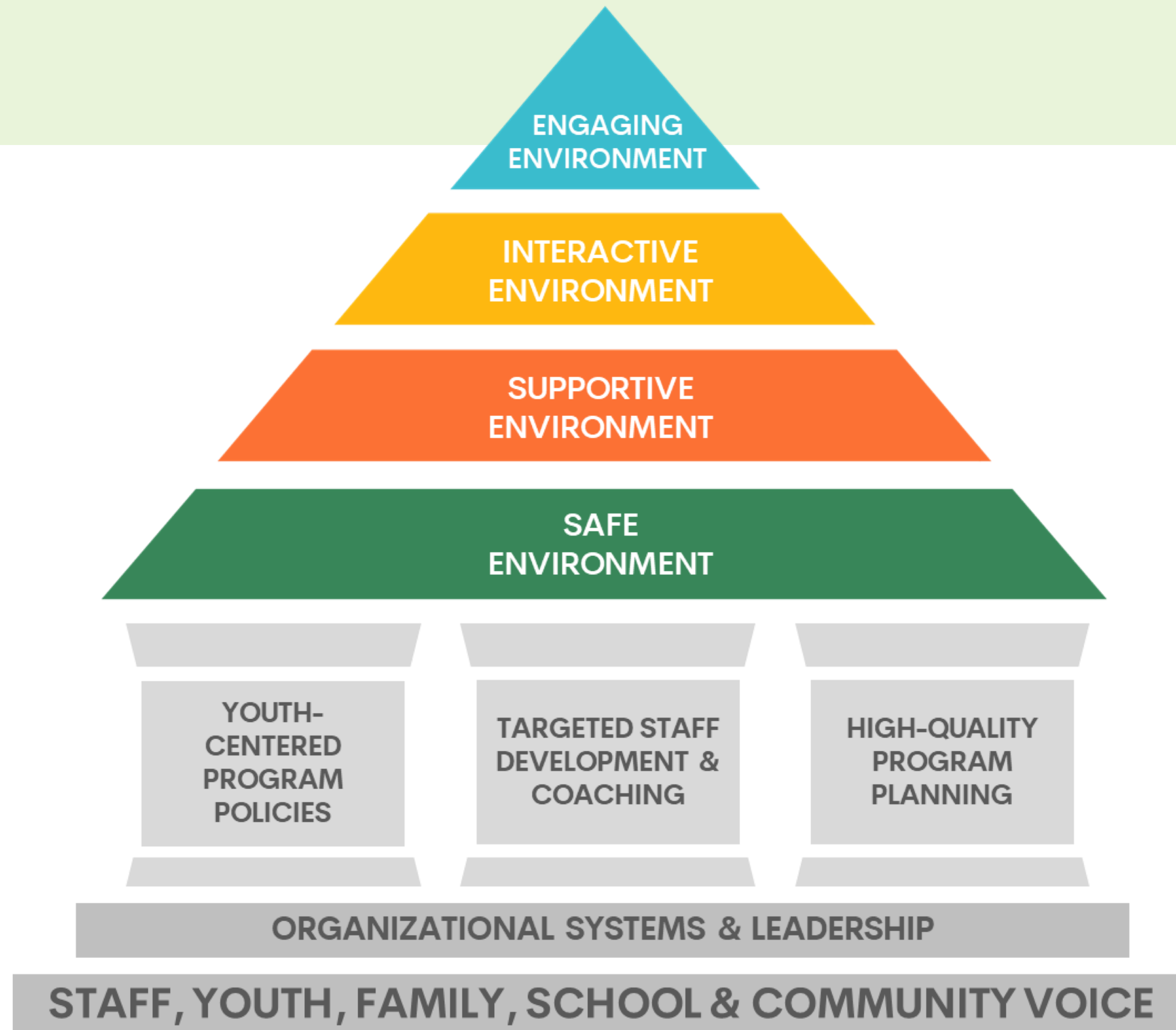
How does Continuous Quality Improvement (CQI) work?



ESSER Quality Roadmap: Today



ESSER Quality Roadmap: Summer/Fall 2022



Program Policies & Procedures



Planning and Adapting for High Quality Programming



+



High quality programs have...

Procedures and policies in place to provide safe, healthy, and welcoming environments for staff and young people.

Examples of high-quality program policies

- **Posted safety protocols for student safety (e.g., emergency response, secured entrances, drop-off and pick-up guidelines)**
- **Supporting social and behavioral norms that hold staff, students, families, and community partners to the same standards of conduct**
- **Consistent and reliable operating hours**
- **Efforts to remove barriers and promote program access (e.g., targeted student recruitment, transportation to and from the program, affordable program costs).**
- **Scheduled activities to promote family, school, and community engagement (e.g., family nights, school partner meetings, community service events, newsletters, social media channels).**

Program Policies & Procedures Inventory

The screenshot shows a digital workspace titled "Program Policies Inventory - Oklahoma ESSER". The workspace contains a survey question: "What policies do you currently have in place to provide a safe environment?". Two yellow sticky notes are placed on the workspace, one on the left with the text "secured entrances" and one on the right with the text "accessible fire extinguisher". The workspace includes a toolbar on the left with various editing tools and a top navigation bar with a back arrow, a page indicator "1/3", and a forward arrow. Below the navigation bar are options for "Set background" and "Clear frame".

Time to Plan with Our Inventory Data!

- **Read through the Jamboards – take your time!**
- **Policy Planner**
- **What additions or modifications are you considering to ensure your program policies promote a high-quality environment?**
 - Join a breakout room to discuss with a partner and fill out your Policy Planner or
 - Choose “Silent Scribe” time and work through your Policy Planner on your own.

Teamwork Makes the Dream Work

What do you need to *implement* these program policies?

Who is responsible for which pieces?

Naming staff (whether you have them or not) will help identify next steps!

Youth Development Resource Hunt



Youth Development Resource Hunt

- **Research the organization/entity**

- **Find out:**

 - Website

 - Mission

 - Resources available

 - Anything else notable!

- **Take notes!**

- **Add Resources to your Policy Planner**

In your breakout group, pick an organization:

- American Institutes for Research
- National Afterschool Association
- Afterschool Alliance
- You 4 Youth
- Wallace Foundation
- Forum for Youth Investment/Weikart Center
- EduPaths
- OK 21st CCLC
- National Summer Learning Association
- National League of Cities
- Mott Foundation (Mizzen by Mott)
- Other!


Lingering Questions



What's Next?



What are your next steps for your Policy Planner?



Which image best captures how you are feeling about your program policies and procedures?

Workshop Evaluation



https://bit.ly/OKESSER_Feedback

Workshop Title: Continuous Quality Improvement

Thank you!

Questions?
Contact us!

