

Oklahoma Public Schools

FAST FACTS

2021-22



OKLAHOMA
Education



Glossary - 1

- **Alternative Certification:** A pathway to becoming a teacher for those who did not complete a teacher education program. A college-credit course in classroom management and pedagogical principles is required during the initial certification.
- **Average Daily Attendance (ADA):** Total days of student attendance divided by total days of instruction.
- **Average Daily Membership (ADM):** An average number of students taken twice a year to arrive at a student population. This is calculated by dividing the sum of enrolled students' total days present and days absent by the number of days taught. The First-Quarter Statistical Report (FQSR) is completed after the first nine weeks, and the Annual Statistical Report (ASR) is completed after the school year.
- **Community Eligibility Provision (CEP):** A meal service option for low-income areas that allows schools to serve breakfast and lunch to all enrolled students at no cost without collecting household applications.

Glossary - 2

- **Economically Disadvantaged Student:** Any student eligible for federally funded free and reduced-price meal programs.
- **Emergency Certification:** A teaching certificate issued on an emergency basis for one year to someone who has not yet met the certification qualifications of a state-approved program. Districts may request emergency certification for a specific candidate only after exhausting every option to find an appropriately certified person for the open position.
- **Enrollment:** A count of students enrolled in a school on October 1.
- **Financial Support of Schools:** The primary allocation of state funds appropriated by the Legislature to schools. Also known as the State Aid Funding Formula, this allocation distributes money to districts based on their Weighted Average Daily Membership (WADM) and accounts for other funding the district may receive, including property taxes and other state-dedicated revenue such as gross production tax and school land earnings. The goal of the formula is to provide equity across all schools, regardless of socio-economic status or proportion of students with special needs.

Glossary - 3

- **Individual Career Academic Planning (ICAP):** A multi-year process to guide students as they explore their own career and academic opportunities. ICAP identifies student interests, skills, secondary/postsecondary coursework, certificates, credentials, degrees and workforce experiences that help chart the progress needed to prepare students for college and career. The ICAP program was required for all ninth-graders beginning in 2019-20.
- **Individualized Education Program (IEP):** A written document developed collaboratively by parents and school personnel that outlines the special education program for a student with a disability. This document is developed, reviewed and revised at an IEP meeting at least annually and required by the federal Individuals with Disabilities Education Act (IDEA).
- **Instructional Staff:** In NEA's annual ranking of educator compensation, instructional staff refers to all staff members with teacher certification other than district superintendents.
- **School Calendar Hours Requirement:** Districts must provide at least 180 six-hour days or 1,080 hours of instruction per school year. They may suspend school days or hours as long as those hours are made up by the end of the year.

Glossary - 4

- **State Aid Funding:** See *Financial Support of Schools* on previous page.
- **Support of Teachers and Students:** Provides line-item support for an array of initiatives separate from the State Aid Funding Formula. This allocation supports initiatives including alternative education, professional development, Advanced Placement teacher training and fee assistance, Reading Sufficiency and Sooner Start.
- **Teacher:** Per statute, any person who is employed to serve as district superintendent, principal, supervisor, counselor, librarian, school nurse or classroom teacher or in any other instructional, supervisory or administrative capacity.
- **Weighted Average Daily Membership (WADM):** The ADM adjusted to reflect the weights of individual students. Students are assigned a greater weight if they belong to a student group that requires additional educational services, such as students with disabilities. WADM determines funding allocations to the district.

School Structure

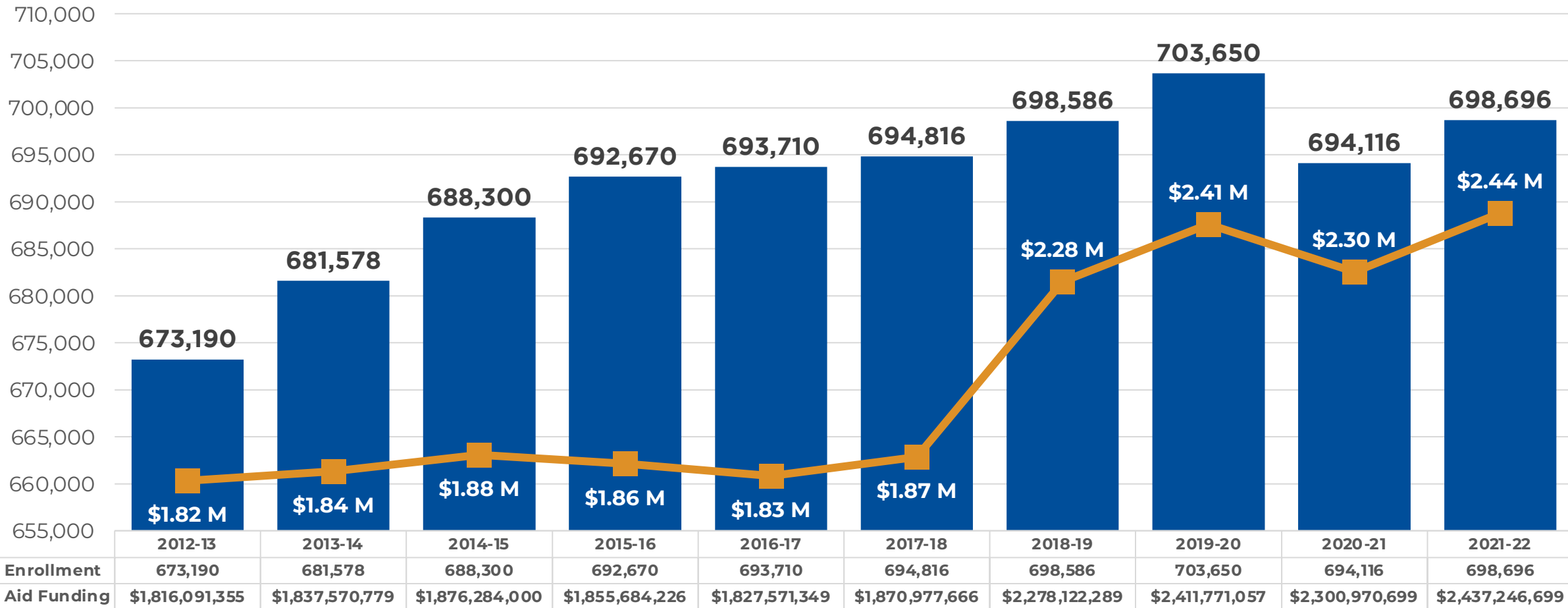
TYPE	NUMBER
Traditional Districts	509
Public School Sites	1,805
Charter Districts	37
Virtual Charter Schools	7

TYPE	NUMBER
Elementary Schools	965
Middle Schools/ Junior Highs	312
High Schools	449
Elementary Districts	94
Districts on a 4-Day School Week	74

OSDE Office of Accreditation (Oct. 2021)

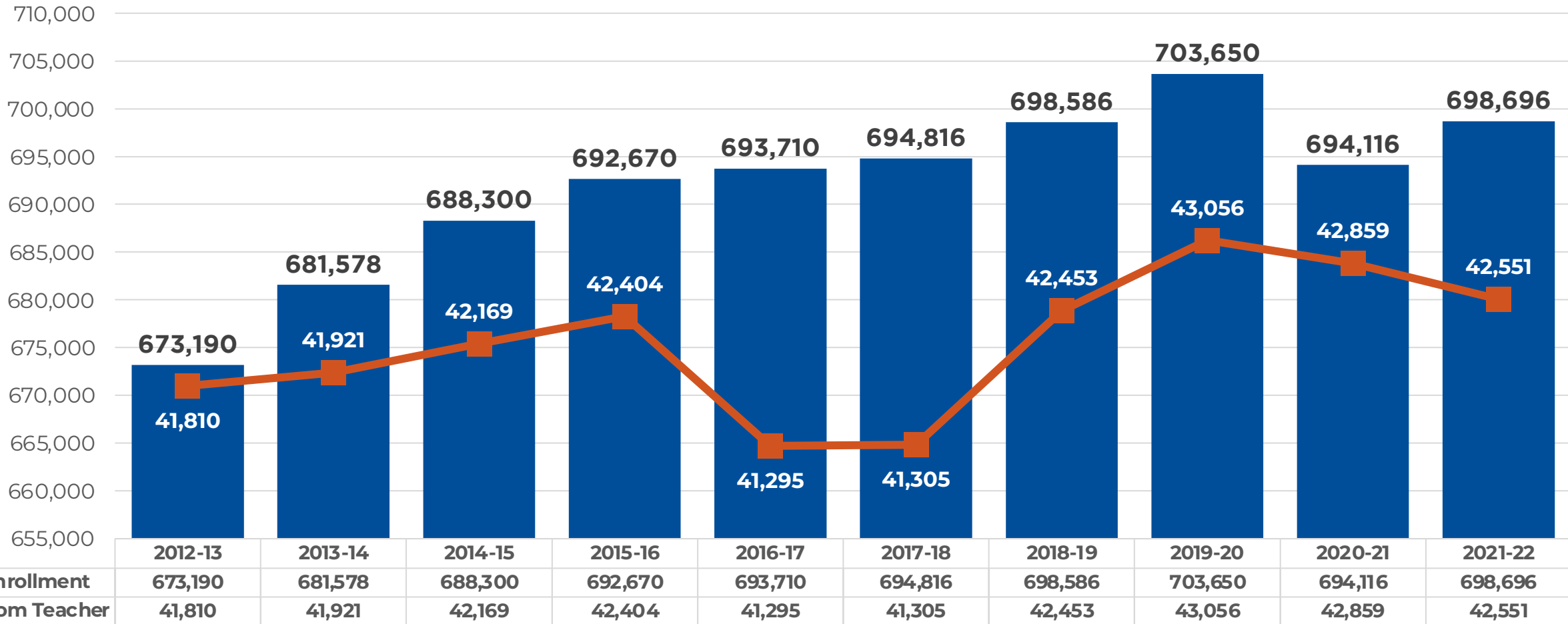
Student Population and State Aid Formula Funding

Oklahoma's per-pupil expenditure for 2020-21 was **\$10,087**. The most recent national average was **\$13,037**.



OSDE Office of State Aid (2021); OSDE Oklahoma Cost Accounting System (2021); OSDE Office of Accreditation (2021); NCES National Public Education Financial Survey FY19 (Nov 2021)

Teacher and Student Count



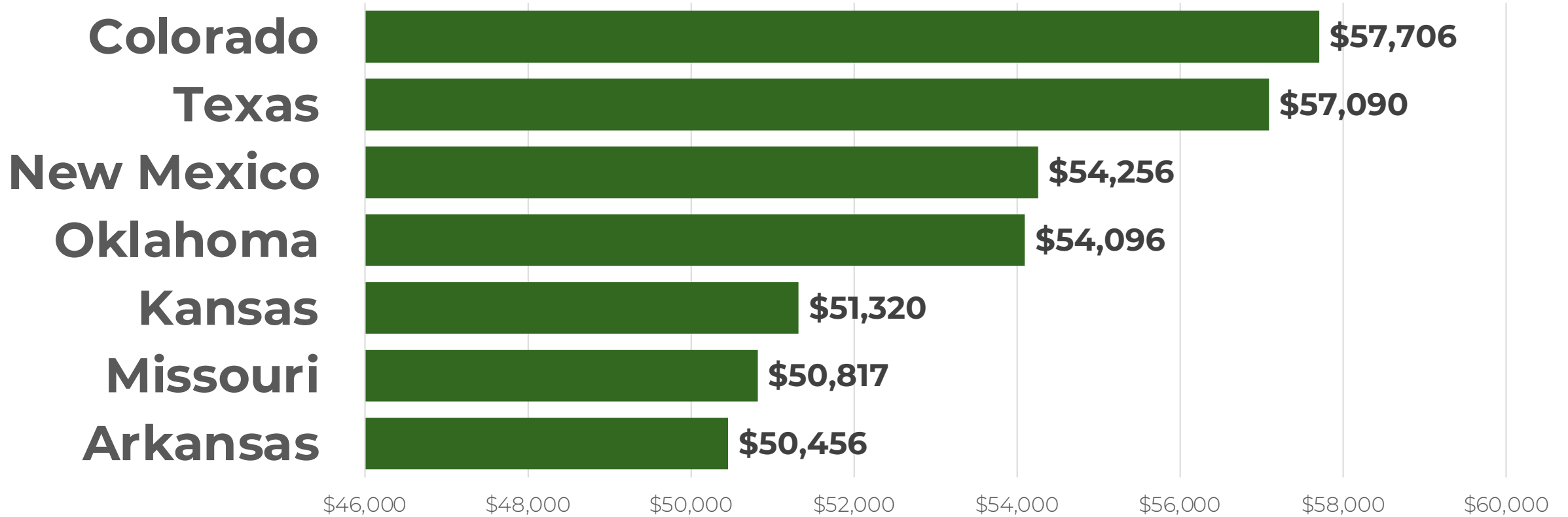
OSDE Office of Accreditation (2021); OSDE Office of School Personnel (2021)

Teacher Compensation

AVERAGE	COMPENSATION
Regional Average	\$53,677
Oklahoma Average*	\$54,096
Oklahoma minimum starting salary	\$36,601
Oklahoma minimum starting salary with doctorate	\$39,381
National Average	\$64,133

*NEA guidelines require states to include any benefit that is part of an IRS Section 125 plan in compensation calculations. Oklahoma's average includes Flex Benefits Allowance (FBA) and district-paid retirement, if applicable. NEA Ranking of the States 2020 and Estimates of School Statistics 2021

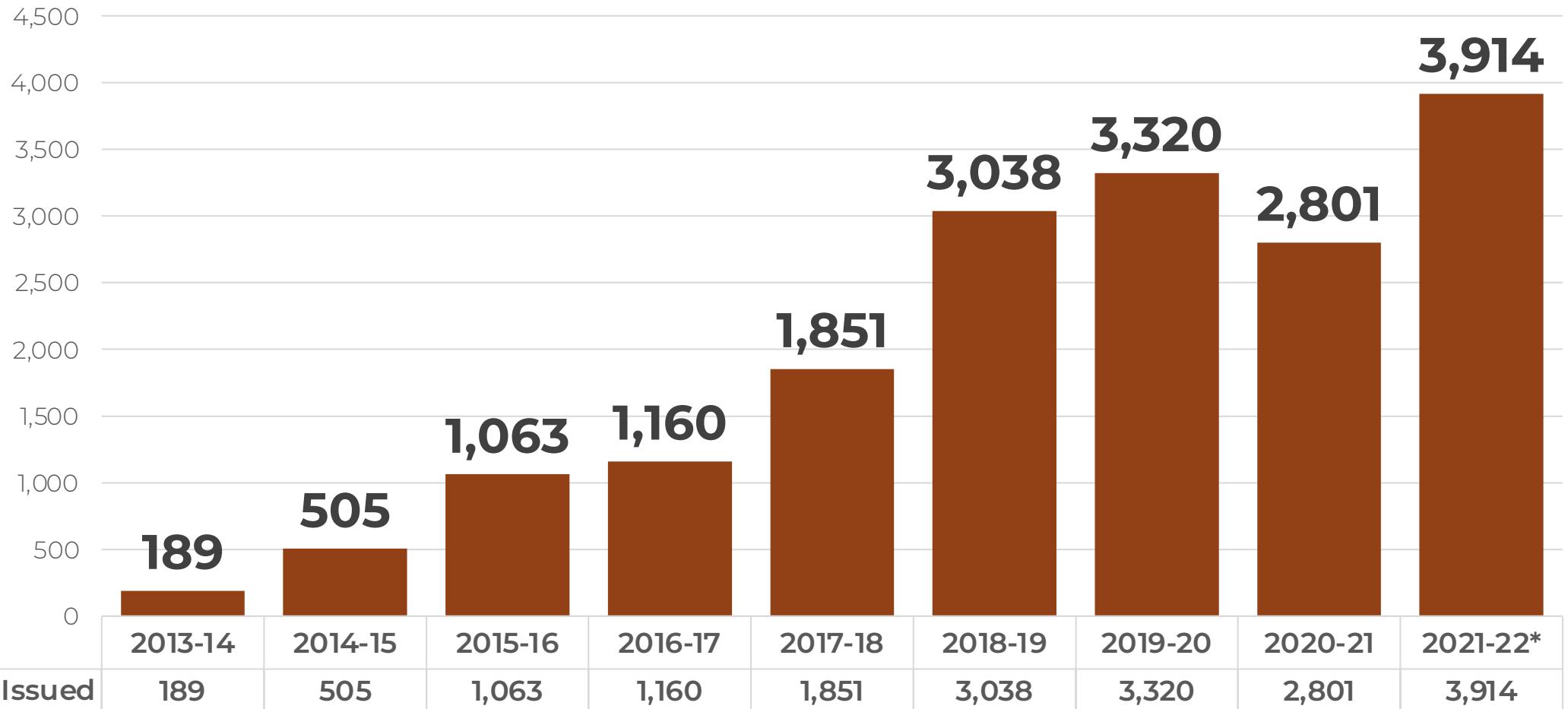
Regional Compensation Averages



	Arkansas	Missouri	Kansas	Oklahoma	New Mexico	Texas	Colorado
■ Average Compensation	\$50,456	\$50,817	\$51,320	\$54,096	\$54,256	\$57,090	\$57,706

NEA Ranking of the States 2020 and Estimates of School Statistics 2021

Emergency Teacher Certifications



*June 2021-May 2022

OSDE Office of Teacher Certification (Dec. 2021)

Top Emergency Certificates* by Subject Area

TYPE	NUMBER
Elementary education (Grades 1-8)	794
Early childhood (Grades PK-3)	471
English language arts (Grades 5-12)	279
Intermediate mathematics (Grades 5-12)	191
Mid-level science (Grades 5-8)	181
Physical education (Grades PK-12)	181
History/Govt/Economics (Grades 9-12)	157

*As reported to the U.S. Department of Education, special education teachers are Oklahoma's highest need, but teachers cannot be emergency certified in special education.

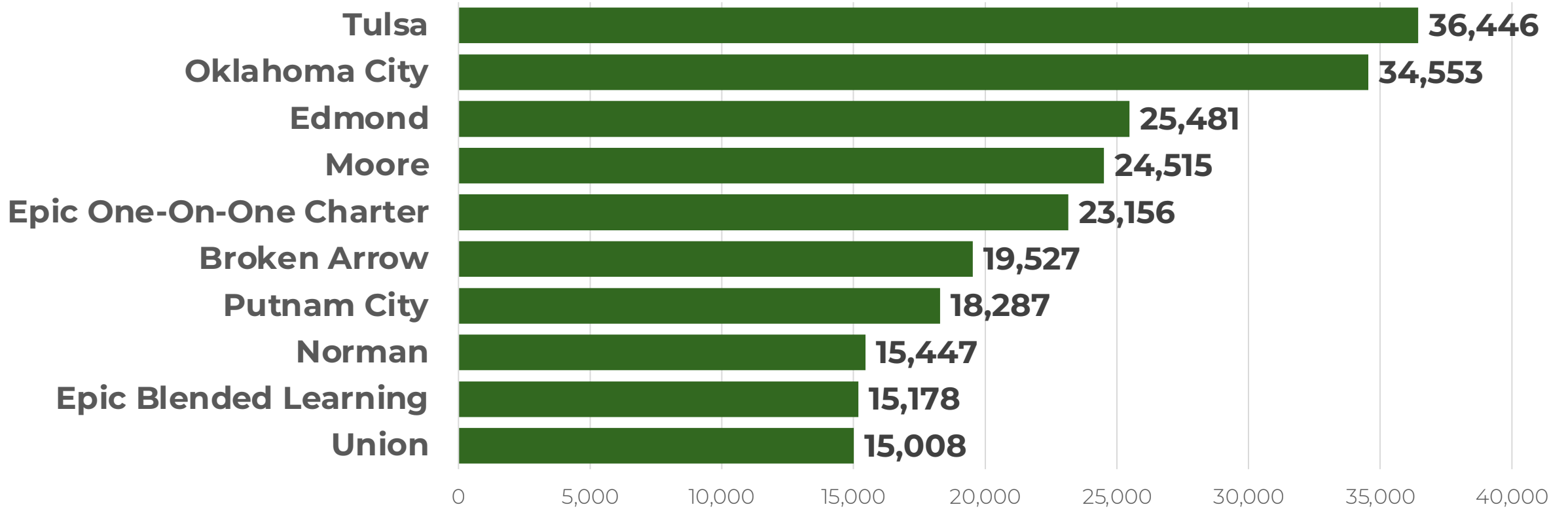
OSDE Office of Teacher Certification (July-Dec 2021)

Shared and Co-oped District Services

NUMBER	TYPE
794	districts share school services
471	districts share treasurer services
279	districts share superintendent services
191	superintendents have additional job duties

OSDE Office of School Personnel (2020); Oklahoma State School Boards Association (2020)

Largest Districts by Student Enrollment



	Union	Epic Blended Learning	Norman	Putnam City	Broken Arrow	Epic One-On-One Charter	Moore	Edmond	Oklahoma City	Tulsa
■ Student Enrollment	15,008	15,178	15,447	18,287	19,527	23,156	24,515	25,481	34,553	36,446

OSDE Office of Accreditation (Oct. 2021)

Student-to-Counselor Ratio

➤ **374-to-1 in Oklahoma**

➤ The American School Counselor Association **recommends a 250-to-1** student-to-counselor ratio.

Adverse Childhood Experiences (ACEs)

➤ Oklahoma Ranks **5th in the United States**

- Oklahoma children suffer more trauma than almost anywhere else in the country.
- Nearly half our students (**48.9%**) have adverse childhood experience scores of **2 or higher**, versus **39.8%** nationwide.

OSDE Office of School Personnel (2021); National Survey of Children's Health 2019 (2021)

Student Enrollment by Race/Ethnicity

RACE	PERCENTAGE
Asian/Pacific Islander	2.57%
Black	7.92%
Two or More Races	12.40%
American Indian	11.58%
Hispanic	19.27%
White	46.26%

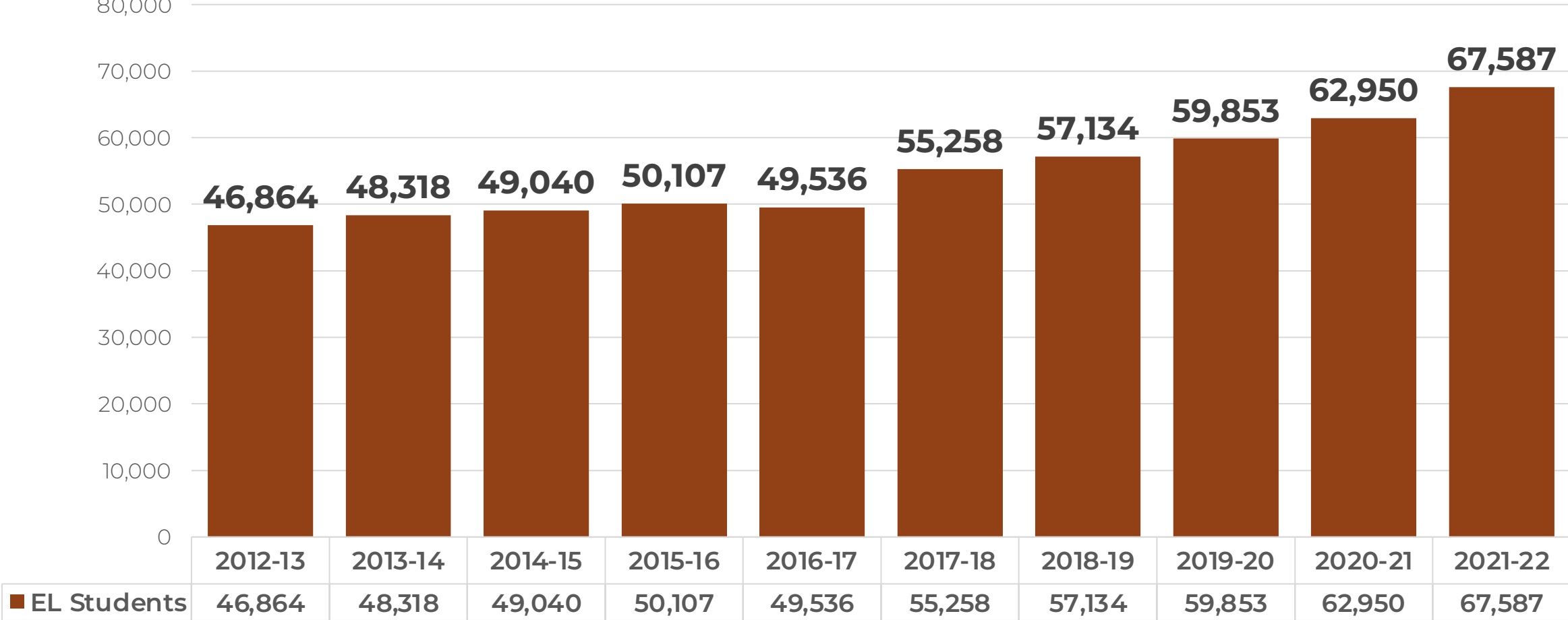
OSDE Office of Accreditation; OSDE Data & Information Systems (Oct. 2021)

Pre-Kindergarten

Number of quality standards benchmarks met by Oklahoma's public Pre-K program	9 of 10
Oklahoma Percentage of 4-year-olds enrolled in public Pre-K programs	70%
National Percentage of 4-year-olds enrolled in public Pre-K programs	34%
Percentage of Oklahoma districts with a public Pre-K program	99%

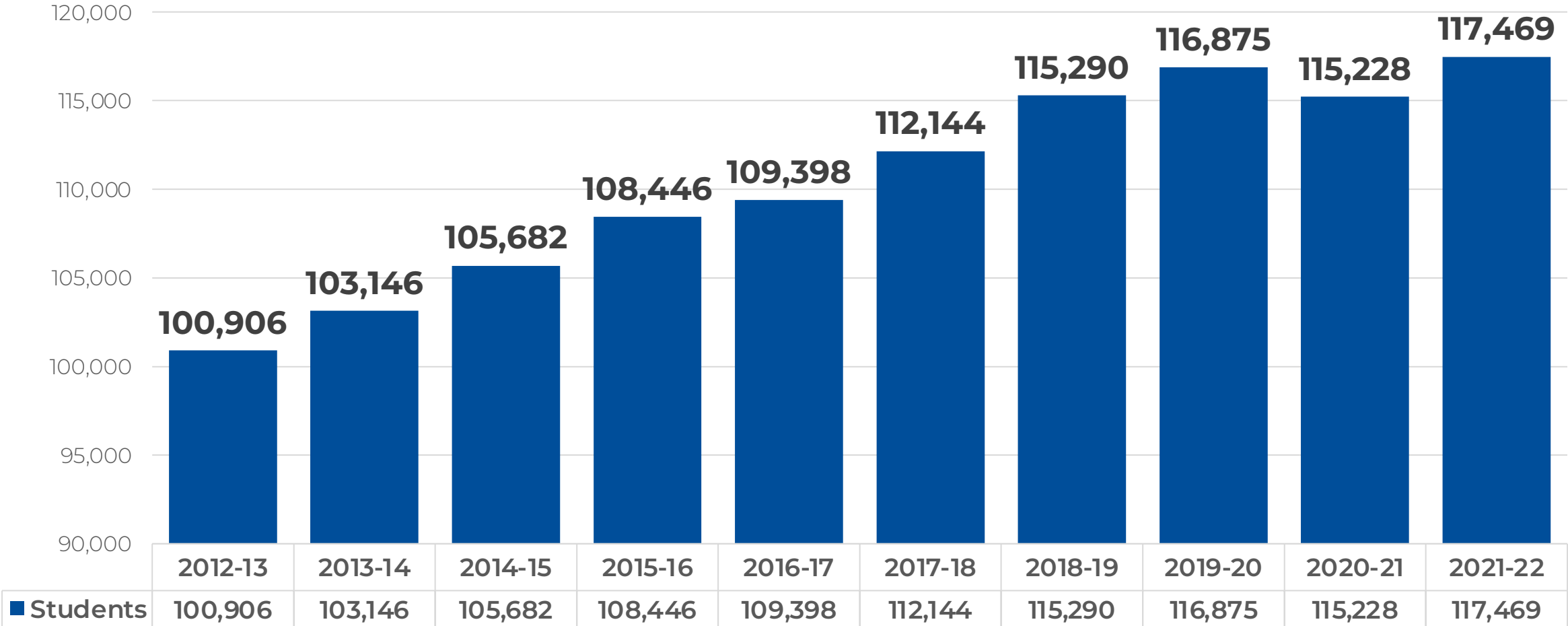
OSDE Office of Accreditation; OSDE Data & Information Systems (Oct. 2021)

Students Who Are English Learners



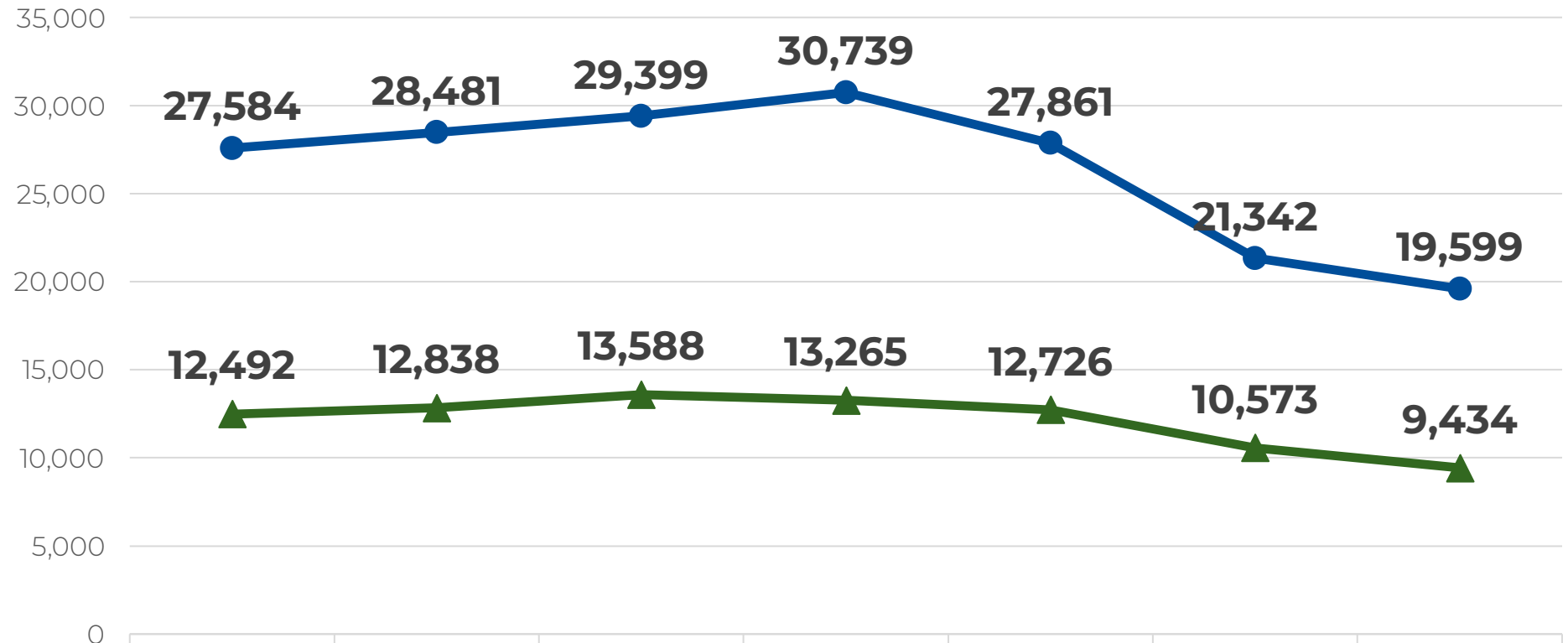
Due to changes in the WIDA ACCESS assessment, fewer students were able to exit English Learner (EL) programs at the end of the 2016-17 year. OSDE Office of Assessments (Oct. 2021)

Special Education Students



Special Education Child Count (2021)

Advanced Placement (AP)



	2015	2016	2017	2018	2019	2020	2021
● Exams Taken	27,584	28,481	29,399	30,739	27,861	21,342	19,599
▲ Exams with score of 3, 4 or 5	12,492	12,838	13,588	13,265	12,726	10,573	9,434

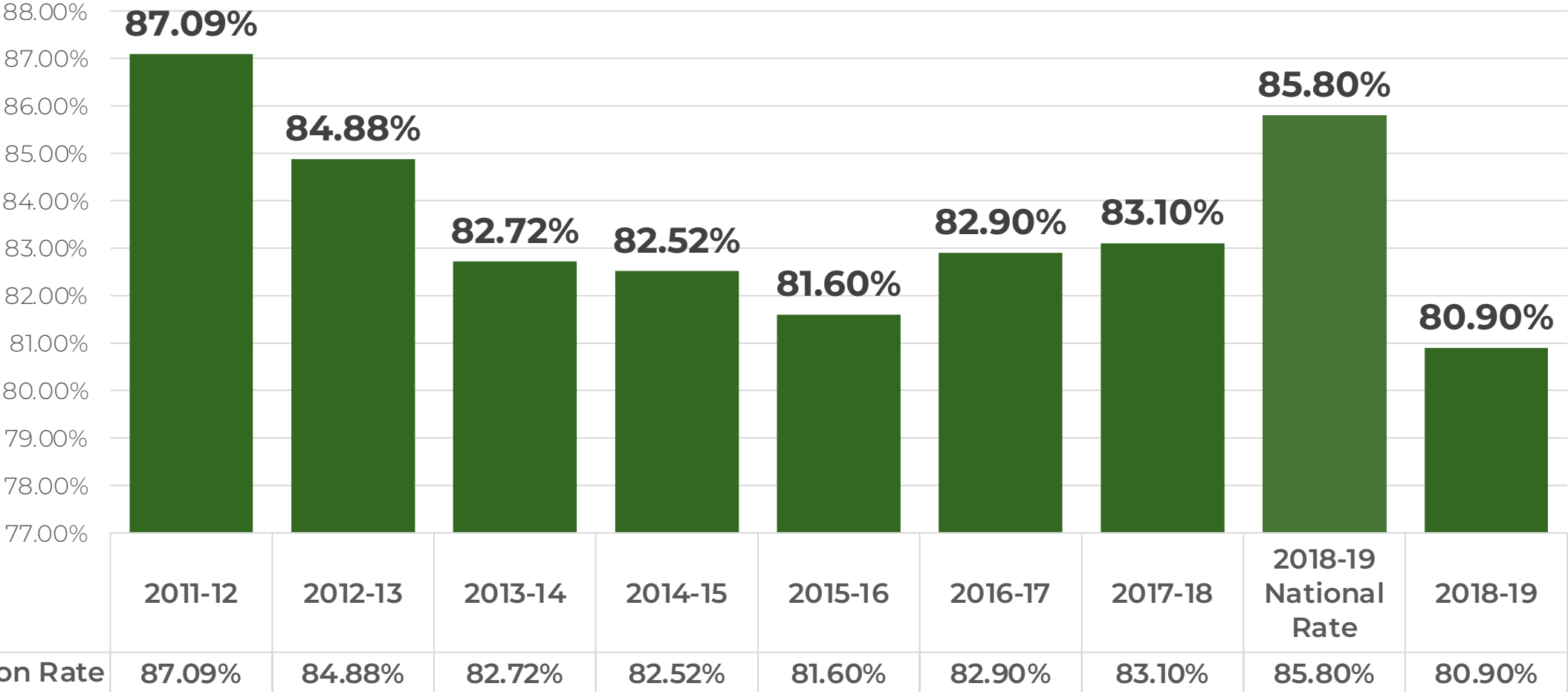
College Board (2021)

College Entrance Exams

- In 2016, Oklahoma began providing the SAT or ACT for high school juniors at no cost to families or districts. By taking either the SAT or ACT, students are able to satisfy federal requirements for high school testing.
- In Oklahoma, 58% of students graduating in 2021, took the ACT, compared to 35% nationally.
 - Oklahoma Average: **19.7**
 - National Average: **20.3**

OSDE Office of School Personnel (2021); National Survey of Children's Health 2019 (2021)

Oklahoma High School Graduation Rates



OSDE Office of Accountability (Apr. 2021); NCES 4-year adjusted cohort graduation rate (2021)

School Safety & Security

- Districts prepared to send immediate alerts to first responders and school staff in the event of severe weather, fire, intruder or other emergency: **84%**

Economically Disadvantaged Students

- ▶ Students in Oklahoma are economically disadvantaged – or **56%** of the total student population
 - **390,820** of **698,696** students

OSDE Office of State Aid (Oct. 2021)

Household Demographics

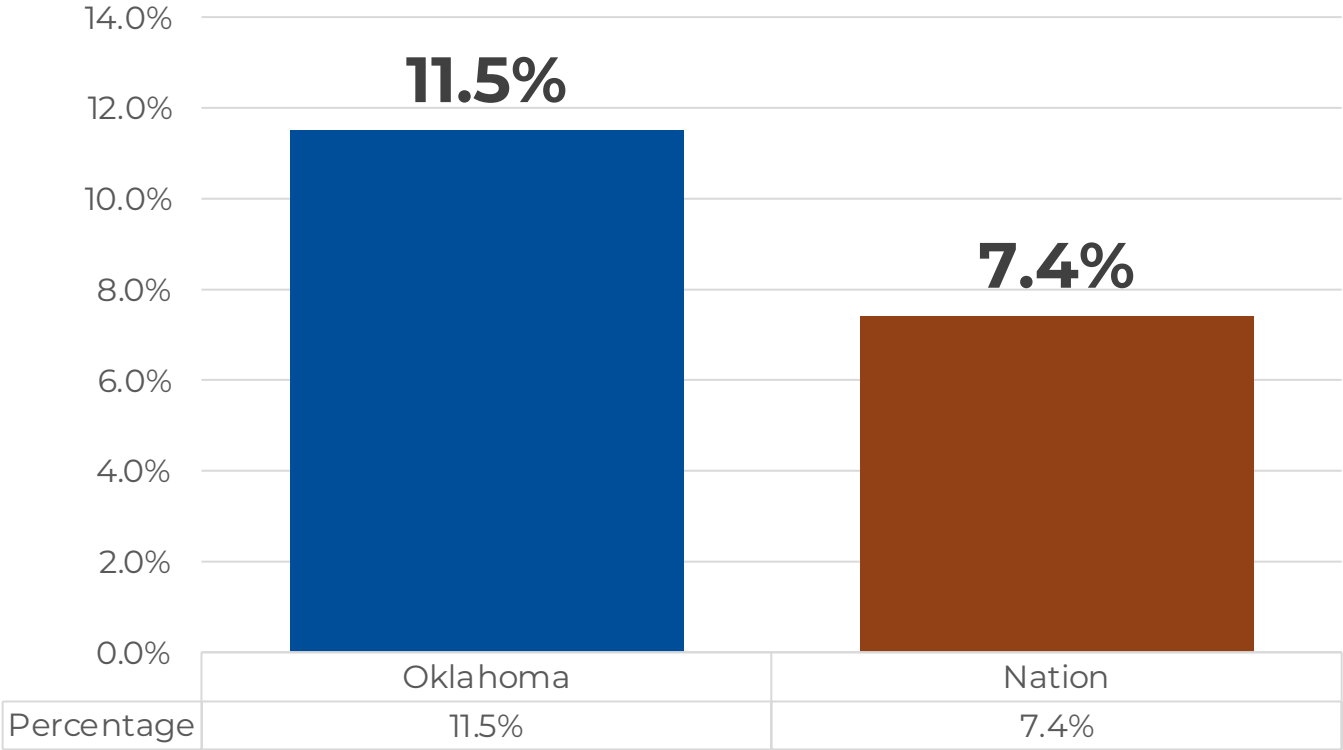
➤ Of Oklahoma's 698,696 students, a number come from households with diverse backgrounds:

BACKGROUND	NUMBER OF STUDENTS
Homeless	23,182
Military Parent/Guardian	6,534
Foster Care	2,505
Migrant	199

Homeless Children and Youth State Census Report, 2020-21 (2021); OSDE Data & Information Systems (2021);

Children of Incarcerated Parents

➤ Estimated percentage of children with parents who are or have been incarcerated:



OSDE Data & Information Systems (2021); National Survey of Children’s Health (2021)

Contact Us

Department	Number
Accountability	(405) 522-5169
Accreditation	(405) 521-3335
Alternative Education	(405) 522-0276
Assessment	(405) 521-3341
Child Nutrition	(405) 521-4287
Communications	(405) 521-6647
Instruction	(405) 521-4287
Special Education	(405) 521-3351
State Aid	(405) 521-3460
Teacher Certification	(405) 521-3337



OKLAHOMA Education

Oklahoma State Department of Education
2500 North Lincoln Boulevard
Oklahoma City, OK 73105
(405) 521-3301
sde.ok.gov

