



Oklahoma Public Schools
FAST FACTS
2020-21

Updated August 2021



OKLAHOMA
Education

Oklahoma Edge

8-Year Strategic Plan

The U.S. Department of Education approved Oklahoma's comprehensive education plan, Oklahoma Edge, in July 2018. The plan to meet student needs and drive progress is built on a four-pillar foundation with measurable goals.

Pillars

- **Achieve academic success.** To ensure a high-quality public education, the Oklahoma State Department of Education (OSDE) will close the opportunity and achievement gap for each student.
- **Build exceptional educators and schools.** The OSDE will support the recruitment, preparation and retention of highly effective teachers and leaders.
- **Create engaged communities.** The OSDE will build external capacity to provide strong academic support through family and community engagement.
- **Develop internal capacity.** The OSDE will build its internal capacity to serve the field and use data to make informed decisions.

Goals

- Score among the Top 20 highest-performing states on the National Assessment of Educational Progress (NAEP) in all subjects for fourth grade and eighth grade.
- Reduce by 50% the need for math and English language arts remediation after high school.
- Rank among the Top 10 states with the highest graduation rate for students in four-, five- and six-year cohorts.
- Ensure that 100% of students in grades 6 through 12 engage in useful and meaningful Individual Career Academic Planning (ICAP).
- Align early childhood education and learning foundations to ensure at least 75% of students are “ready to read” upon kindergarten entry.
- Increase student access to effective teachers, thereby reducing the need for emergency-certified teachers by 95%.

Glossary

Alternative Certification

A pathway to becoming a teacher for those who did not complete a teacher education program. A college-credit course in classroom management and pedagogical principles is required during the initial certification.

Average Daily Attendance (ADA)

Total days of student attendance divided by total days of instruction.

Average Daily Membership (ADM)

An average number of students taken twice a year to arrive at a student population. This is calculated by dividing the sum of enrolled students' total days present and days absent by the number of days taught. The First-Quarter Statistical Report (FQSR) is completed after the first nine weeks, and the Annual Statistical Report (ASR) is completed after the school year.

Community Eligibility Provision (CEP)

A meal service option for low-income areas that allows schools to serve breakfast and lunch to all enrolled students at no cost without collecting household applications.

Economically Disadvantaged Student

Any student eligible for federally funded free and reduced-price meal programs.

Emergency Certification

A teaching certificate issued on an emergency basis for one year to someone who has not yet met the certification qualifications of a state-approved program. Districts may request emergency certification for a specific candidate only after exhausting every option to find an appropriately certified person for the open position.

Enrollment

A count of students enrolled in a school on October 1.

Financial Support of Schools

The primary allocation of state funds appropriated by the Legislature to schools. Also known as the State Aid Funding Formula, this allocation distributes money to districts based on their Weighted Average Daily Membership (WADM) and accounts for other funding the district may receive, including property taxes and other state-dedicated revenue such as gross production tax and school land earnings. The goal of the formula is to provide equity across all schools, regardless of socio-economic status or proportion of students with special needs.

Individual Career Academic Planning (ICAP)

A multi-year process to guide students as they explore their own career and academic opportunities. ICAP identifies student interests, skills, secondary/postsecondary coursework, certificates, credentials, degrees and workforce experiences that help chart the progress needed to prepare students for college and career. The ICAP program was required for all ninth-graders beginning in 2019-20.

Individualized Education Program (IEP)

A written document developed collaboratively by parents and school personnel that outlines the special education program for a student with a disability. This document is developed, reviewed and revised at an IEP meeting at least annually and required by the federal Individuals with Disabilities Education Act (IDEA).

Instructional Staff

In NEA's annual ranking of educator compensation, instructional staff refers to all staff members with teacher certification other than district superintendents.

School Calendar Hours Requirement

Districts must provide at least 180 six-hour days or 1,080 hours of instruction per school year. They may suspend school days or hours as long as those hours are made up by the end of the year.

State Aid Funding

See *Financial Support of Schools* on previous page.

Support of Teachers and Students

Provides line-item support for an array of initiatives separate from the State Aid Funding Formula. This allocation supports initiatives including alternative education, professional development, Advanced Placement teacher training and fee assistance, Reading Sufficiency and Sooner Start.

Teacher

Per statute, any person who is employed to serve as district superintendent, principal, supervisor, counselor, librarian, school nurse or classroom teacher or in any other instructional, supervisory or administrative capacity.

Weighted Average Daily Membership (WADM)

The ADM adjusted to reflect the weights of individual students. Students are assigned a greater weight if they belong to a student group that requires additional educational services, such as students with disabilities. WADM determines funding allocations to the district.

School Structure

Traditional
Districts

509

Traditional
Schools

1,783

Charter
Districts

31

Virtual Charter
Schools

6

Elementary
Schools

962

Middle Schools/
Junior Highs

306

High
Schools

449

Elementary
Districts

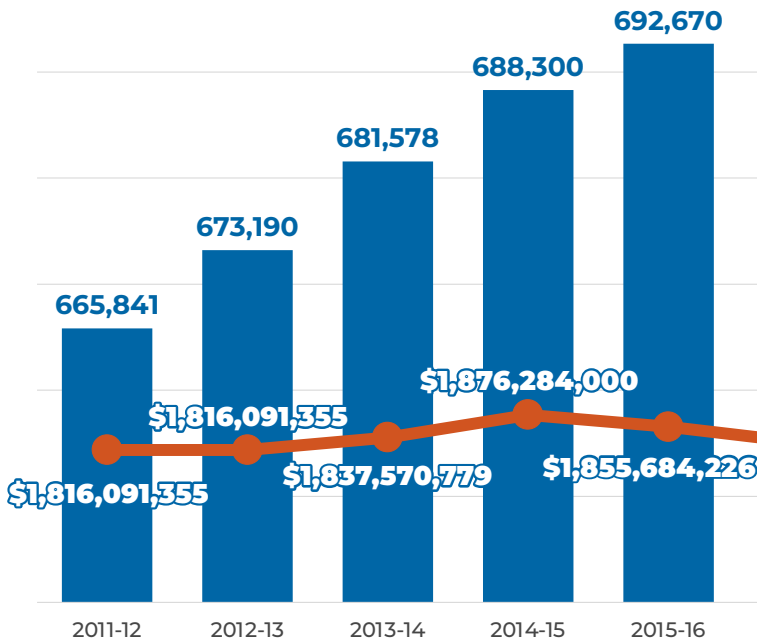
94

Districts on a
4-Day School Week

83

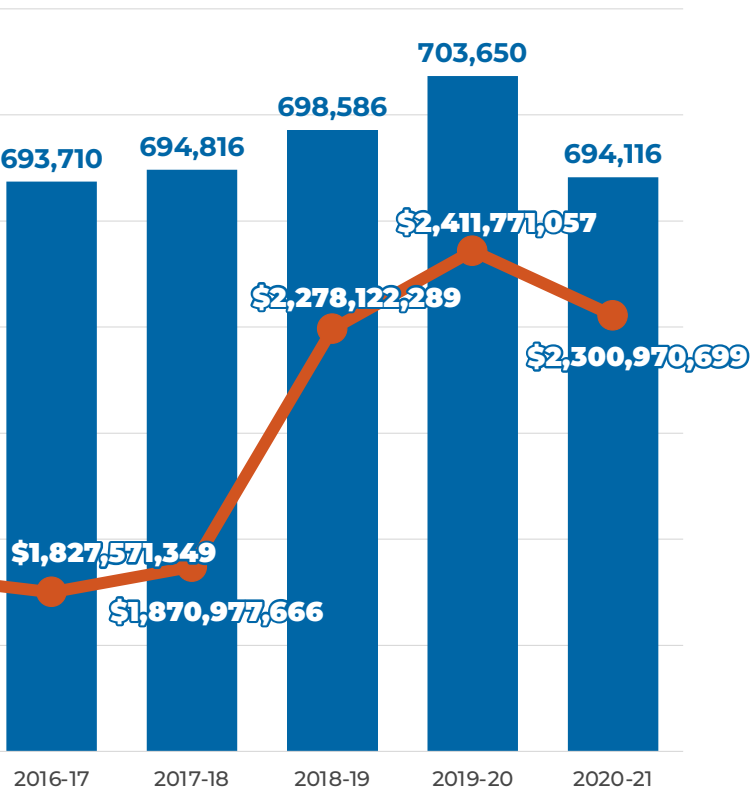
Student Population and State Aid Formula Funding

—●— State Aid Funding
—■— Oct. 1 Enrollment

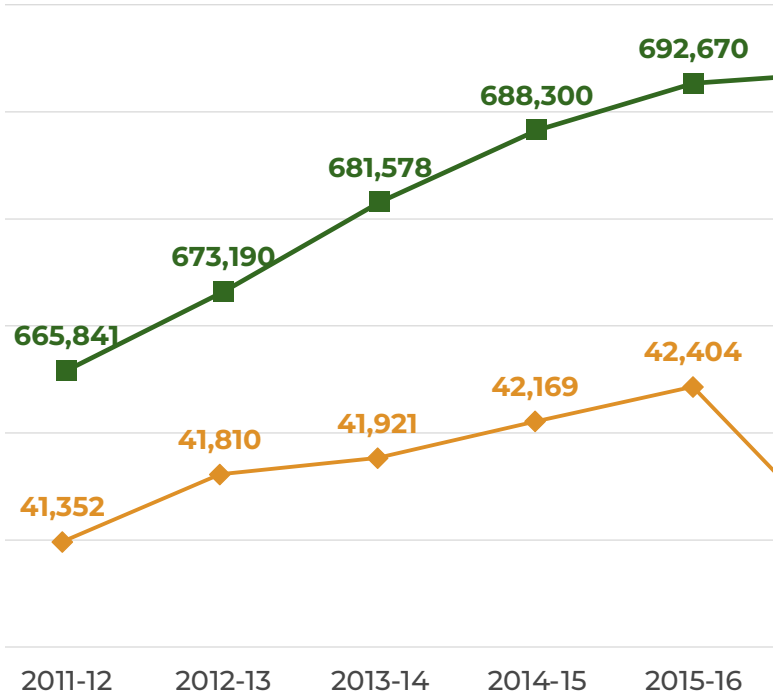


OSDE Office of State Aid (2020); OSDE Oklahoma Cost Accounting System (2020); OSDE Office of Accreditation (2020); NCEES National Public Education Financial Survey FY18 (2020)

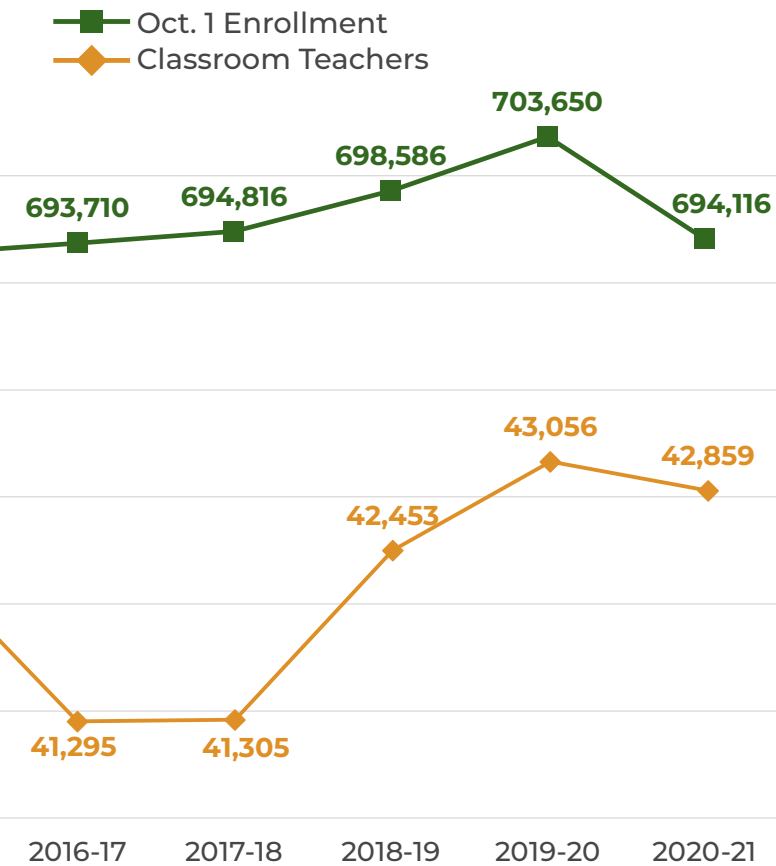
Oklahoma's per-pupil expenditure for 2019-20 was **\$9,399**. The most recent national average was **\$12,841**.



Teacher and Student Count



OSDE Office of Accreditation (2020); OSDE Office of School Personnel (2020)



Teacher Compensation*

Regional
Average



Oklahoma
Average*



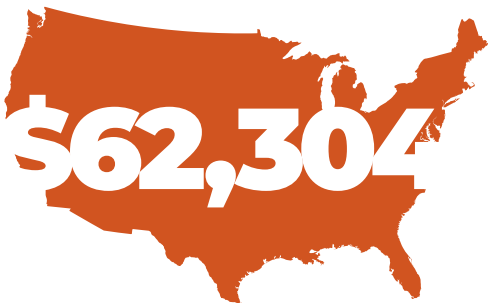
\$36,601

Oklahoma minimum
starting salary

\$39,381

Oklahoma minimum
starting salary with
doctorate

National
Average



*NEA guidelines require states to include any benefit that is part of an IRS Section 125 plan in compensation calculations. Oklahoma's average includes Flex Benefits Allowance (FBA) and district-paid retirement, if applicable.
NEA Ranking of the States 2019 and Estimates of School Statistics 2020

Compensation Averages by State**

\$54,935

CO

\$54,121



\$53,617



\$51,082

KS

\$50,019

MO

\$49,438

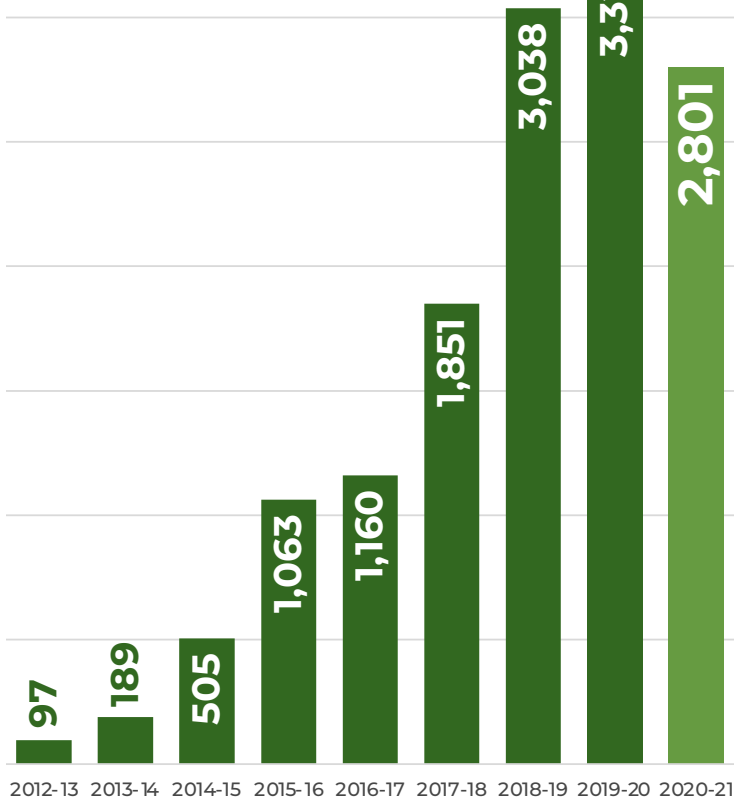
AR

\$47,826

NM

**Based on NEA average salaries for public school teachers 2018-19. Adjusted for 2020 Oklahoma teacher pay raise.

Emergency Teacher Certifications



OSDE Office of Teacher Certification (Sept. 2020)

Top Emergency Certificates by Subject Area

- 362** Elementary education (Grades 1-8)
- 178** Early childhood (Grades PK-3)
- 133** English language arts (Grades 5-12)
- 100** Intermediate mathematics (Grades 5-12)
- 83** Mid-level science (Grades 5-8)
- 83** Physical education (Grades PK-12)
- 75** History/Govt/Economics (Grades 9-12)

Shared and Co-oped District Services

- 375** districts share school services
- 130+** districts share treasurer services
- 14** districts share superintendent services
- 100+** superintendents have additional job duties

OSDE Office of Teacher Certification (July-Aug. 2020);
OSDE Office of School Personnel (2020); Oklahoma State School Boards Association (2020)

Largest Districts

by Student Enrollment

- 1 Oklahoma City **37,344***
- 2 Tulsa **35,765***
- 3 Epic One-On-One Charter **35,731**
- 4 Epic Blended Learning **23,714**
- 5 Edmond **23,496**
- 6 Moore **23,390**
- 7 Broken Arrow **18,619**
- 8 Putnam City **17,829**
- 9 Union **14,959**
- 10 Norman **14,419**

*Total Includes Charter Schools
OSDE Office of Accreditation (Oct. 2020)

Student-to-Counselor Ratio

413-to-1

in Oklahoma

The American School Counselor Association **recommends a 250-to-1** student-to-counselor ratio.

Adverse Childhood Experiences (ACEs)

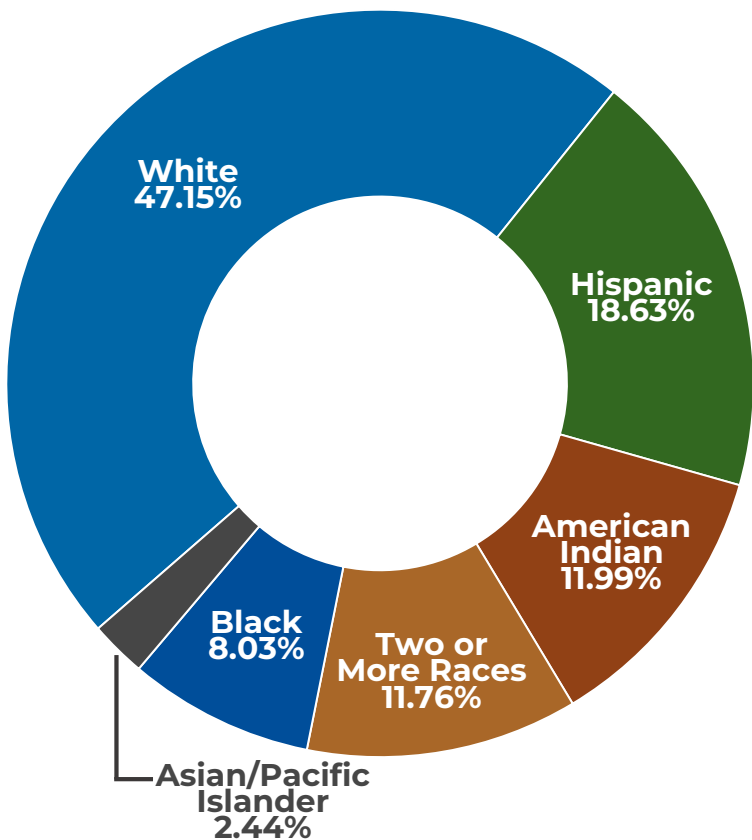
3rd in U.S.

Oklahoma children suffer more trauma than almost anywhere else in the country.

Just over half our students (**50.2%**) have adverse childhood experience scores of **2 or higher**, versus **39.8%** nationwide.

OSDE Office of School Personnel (2020);
National Survey of Children's Health 2018-19 (2020)

Student Enrollment by Race/Ethnicity



OSDE Office of Accreditation; OSDE Data & Information Systems (Oct. 2020)

Pre-Kindergarten

Number of quality standards benchmarks met by Oklahoma's public Pre-K program

9 of 10

Percentage of 4-year-olds enrolled in public Pre-K programs

**Oklahoma
76%**

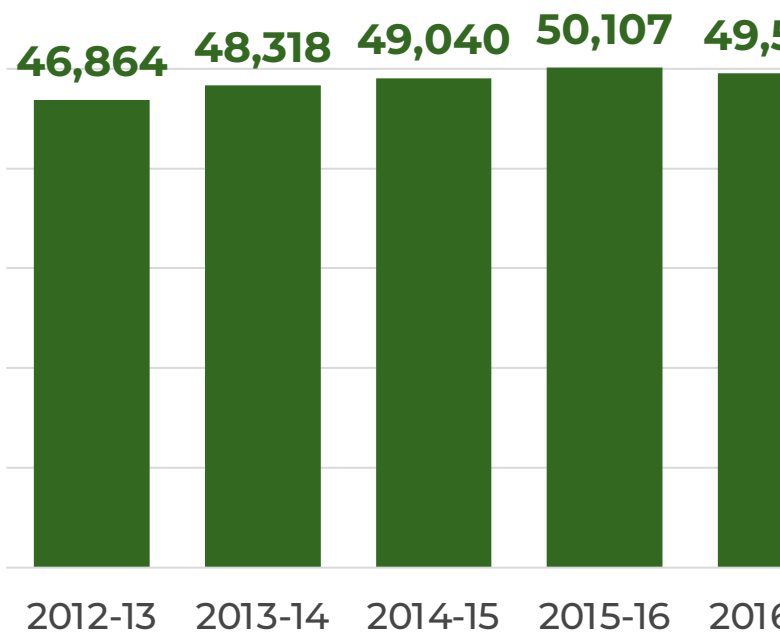
**Nation
34%**

Percentage of Oklahoma districts with a public Pre-K program

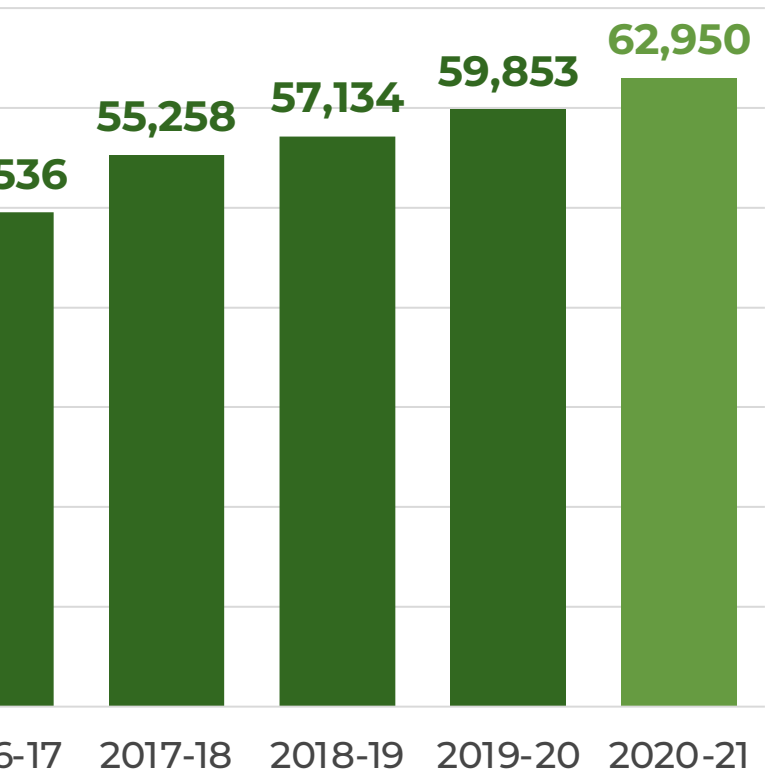
99%

NIEER State of Preschool Report (2020); OSDE Office of Curriculum & Instruction (2020)

Students Who Are English Learners

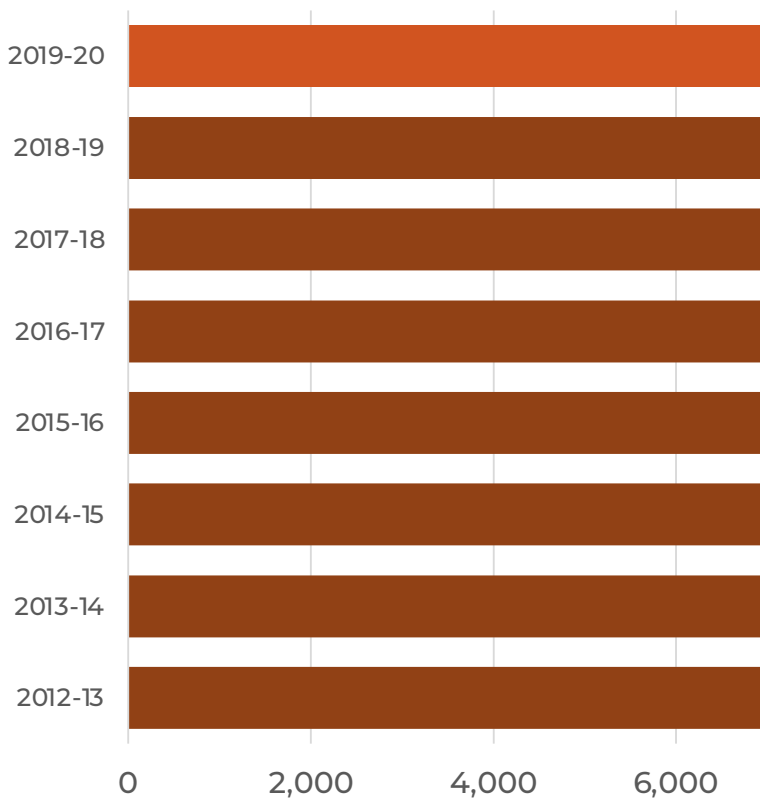


OSDE Office of Assessments (Oct. 2020)

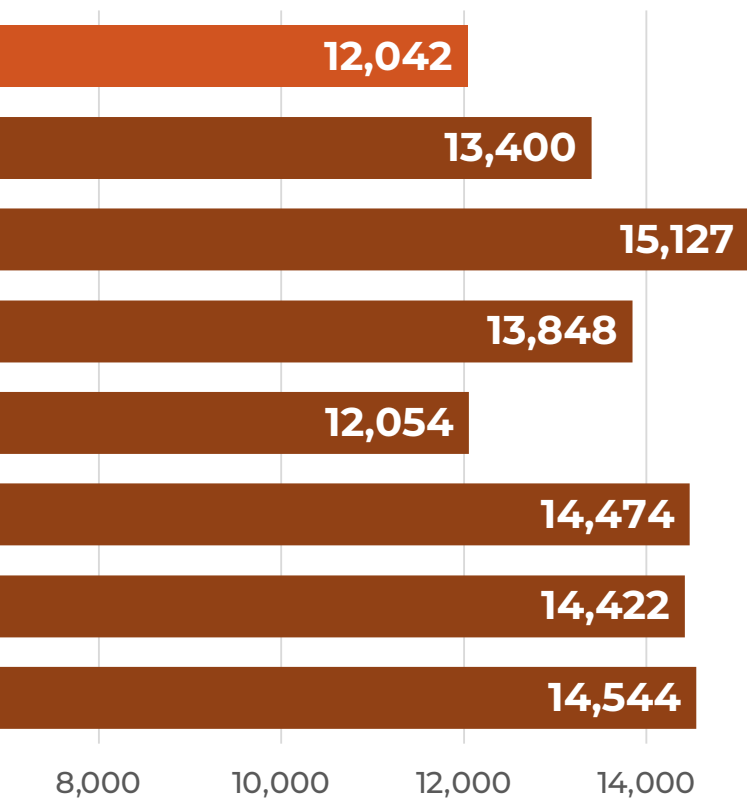


*Due to changes in the WIDA ACCESS assessment, fewer students were able to exit English Learner (EL) programs at the end of the 2016-17 school year.

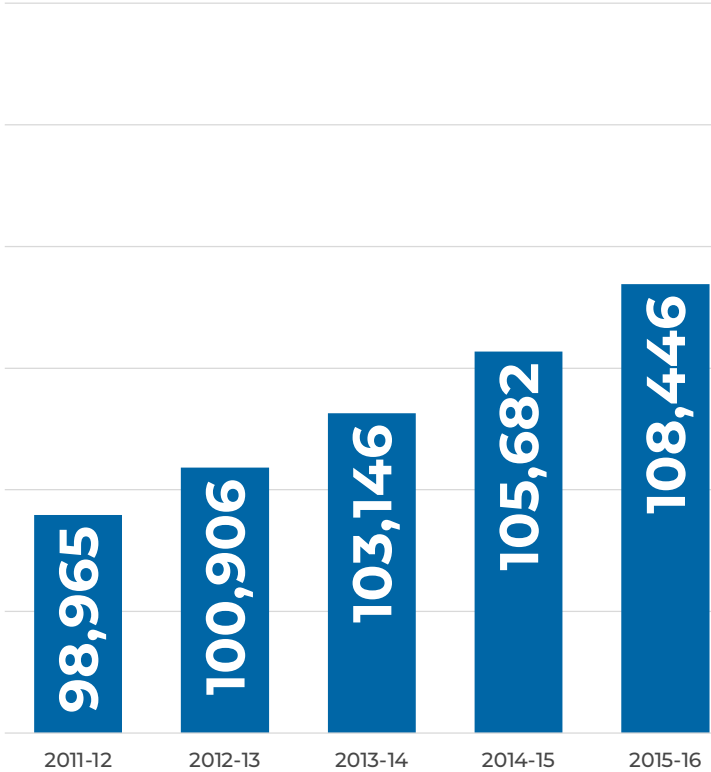
Alternative Education Students



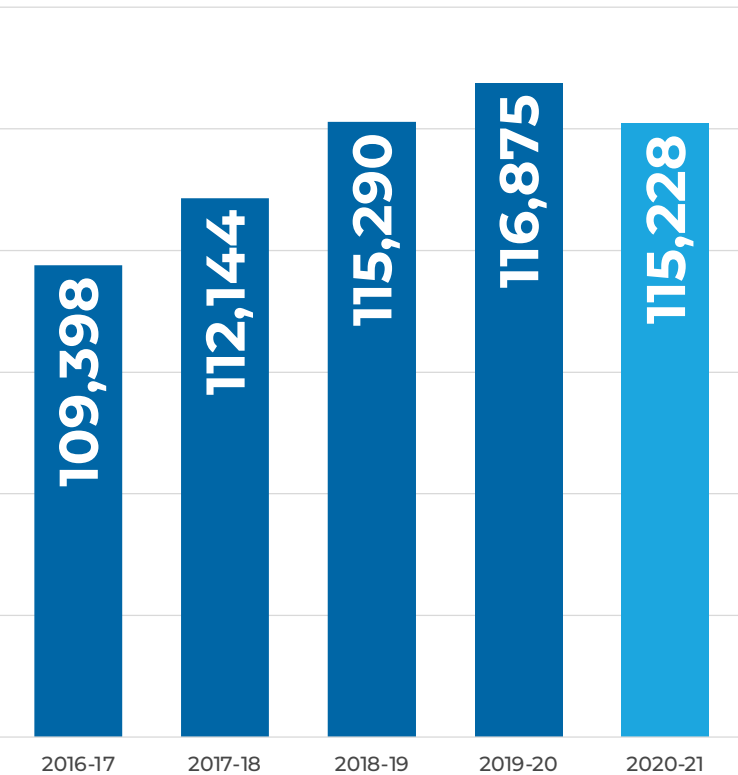
Self-Reports on District-Wide Student Needs Assessment (2020)



Special Education Students

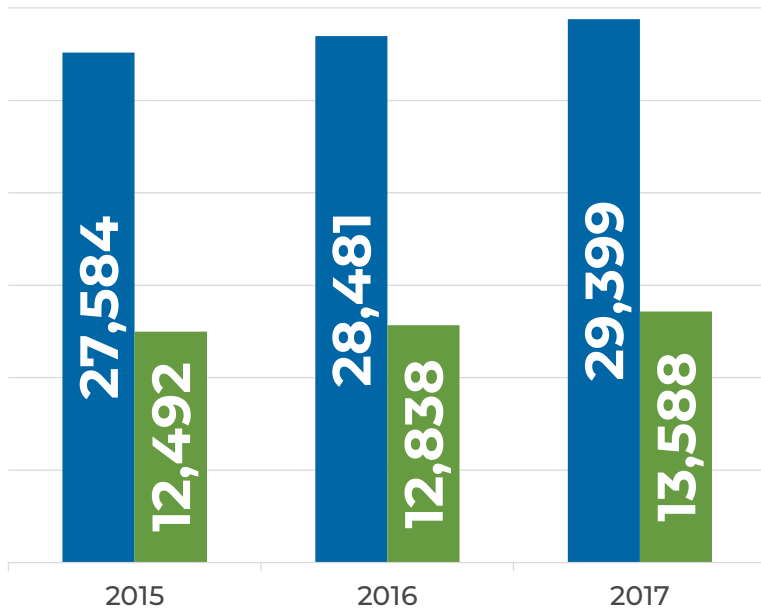


Special Education Child Count (2019-20)



Advanced Placement (AP)

■ Exams Taken

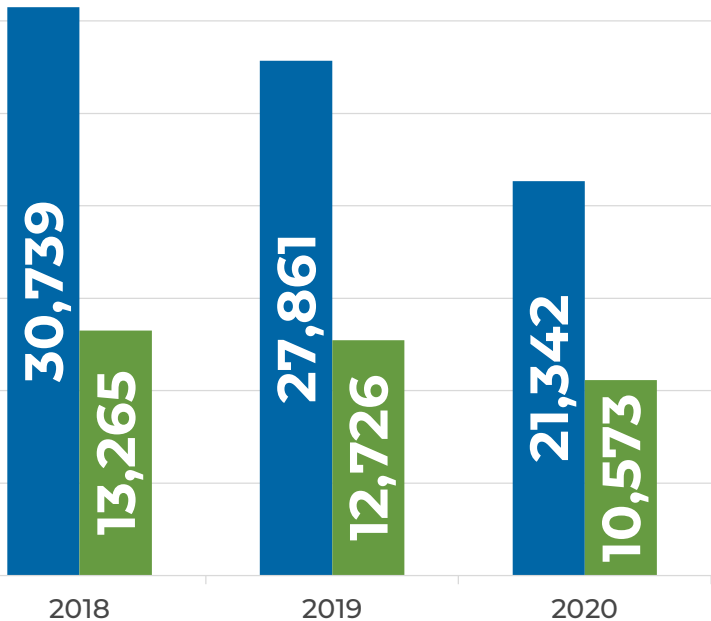


College Board (2020)

\$11.3 Million

potential savings in defrayed tuition and fees for Oklahoma families as a result of AP exams taken in 2020

■ Exams with score of 3, 4 or 5



College Entrance Exams

In 2016, Oklahoma began providing the SAT or ACT for high school juniors at no cost to families or districts. By taking either the SAT or ACT, students are able to satisfy federal requirements for high school testing.

Oklahoma is one of 15 states with 100% participation on the ACT.

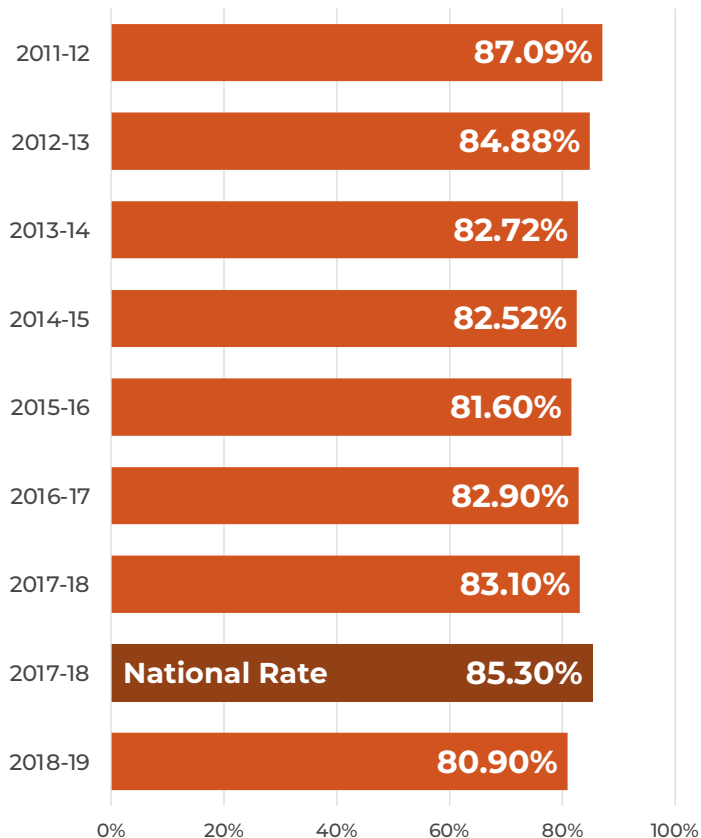
2020 Average ACT Composite Scores

Oklahoma
Average
18.5

National
Average
20.6

ACT: Average ACT Scores by State Graduating Class 2020

Oklahoma High School Graduation Rates



OSDE Office of Accountability (2020); NCES 4-year adjusted cohort graduation rate (2019)

School Safety & Security

Districts prepared to send immediate alerts to first responders and school staff in the event of severe weather, fire, intruder or other emergency:

84%

Economically Disadvantaged Students

405,018
of **694,116**

Students in Oklahoma are economically disadvantaged – or **58%** of the total student population

OSDE Office of School Safety and Security (2020);
OSDE Office of State Aid (Oct. 2020)

Household Demographics

Of Oklahoma's **694,116** students, a number come from households with diverse backgrounds:

17,541 Homeless

5,983 Military Parent/Guardian

2,748 Foster Care

205 Migrant

Children of Incarcerated Parents

Estimated percentage of children with parents who are or have been incarcerated:

11.6% Oklahoma
7.5% Nation

OSDE Data & Information Systems (2020);
National Survey of Children's Health (2020)

Contact Us

Accountability ➤ (405) 522-5169

Accreditation ➤ (405) 521-3335

Alternative Education ➤ (405) 522-0276

Assessment ➤ (405) 521-3341

Child Nutrition ➤ (405) 521-3327

Communications ➤ (405) 521-6647

Instruction ➤ (405) 521-4287

Special Education ➤ (405) 521-3351

State Aid ➤ (405) 521-3460

Teacher Certification ➤ (405) 521-3337



OKLAHOMA
Education

Oklahoma State Department of Education
2500 North Lincoln Boulevard
Oklahoma City, OK 73105
(405) 521-3301
sde.ok.gov