

Oklahoma Public Schools: Fast Facts 2016-2017



OKLAHOMA STATE DEPARTMENT OF
EDUCATION
— CHAMPION EXCELLENCE —

Updated July 19, 2017

School Structure

513

NUMBER OF DISTRICTS

48

CHARTER SCHOOL SITES

1,787

NUMBER OF SCHOOLS

987

ELEMENTARY SCHOOLS

236

MIDDLE SCHOOLS

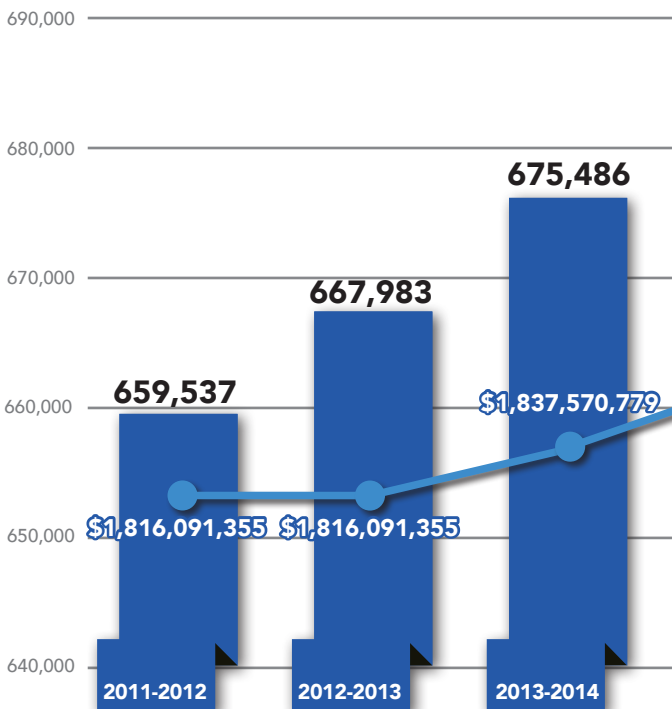
63

JUNIOR HIGH SCHOOLS

453

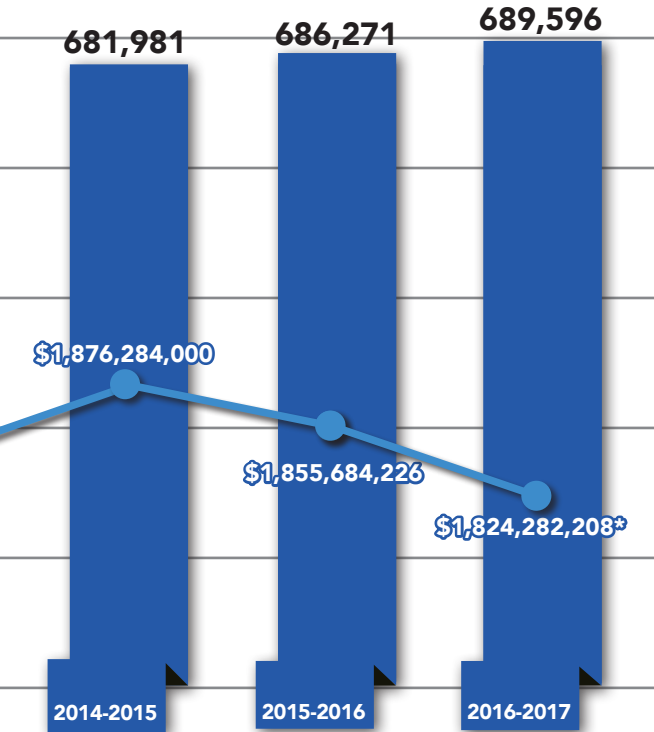
HIGH SCHOOLS

Total Financial Support of Formula) and Average Dai



Source: OSDE Office of Accreditation/OMES/OSDE Office of Finance

Public Schools (State Aid by Membership (ADM))



*Reflects General Revenue Failure reduction of \$7,270,161 and 1017 Fund shortfall of \$39,151,255.

Teacher Com

Oklahoma Average
(includes benefits)



\$45,245

Regional Average



\$48,103

National Average



\$58,950

Source: NEA Ranking of the States 2016 and Estimates of School Statistics 2017
(May 2017)


pensation

Regional State Averages

\$52,575, Texas



\$46,506, Colorado*



\$47,984, Kansas*



\$48,616, Arkansas*



\$48,293, Missouri*



\$47,500, New Mexico



\$45,245, Oklahoma



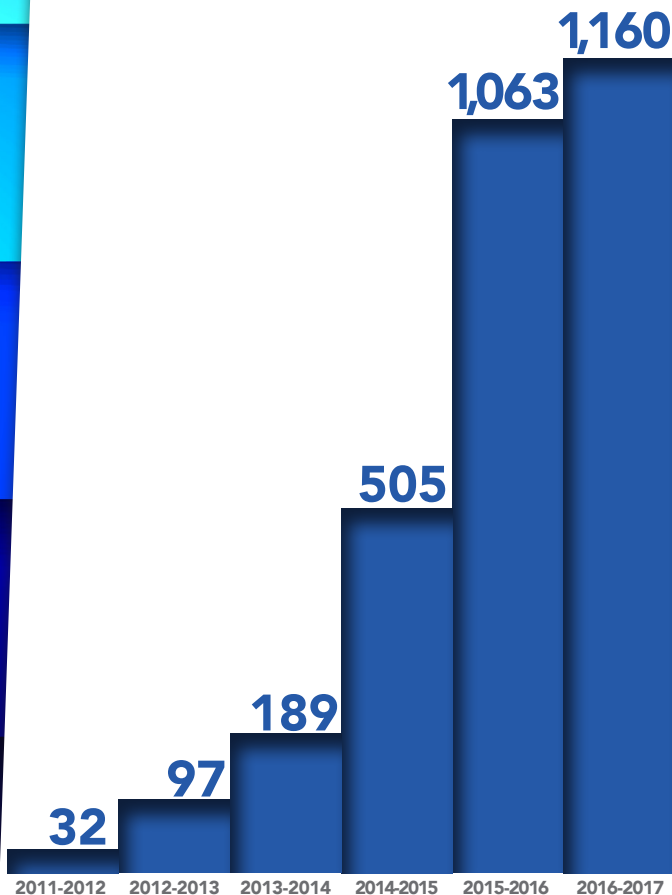
\$31,600 Oklahoma minimum starting salary for new teacher

\$34,000 Oklahoma minimum starting salary for new teacher with doctorate

(Oklahoma minimum salaries have not increased since 2008)

*NEA Estimate

Emergency Teacher Certifications



Source: OSDE Office of Teacher Certification

5 Largest Districts

by enrollment

OKLAHOMA CITY

45,757

TULSA

40,459

EDMOND

24,403

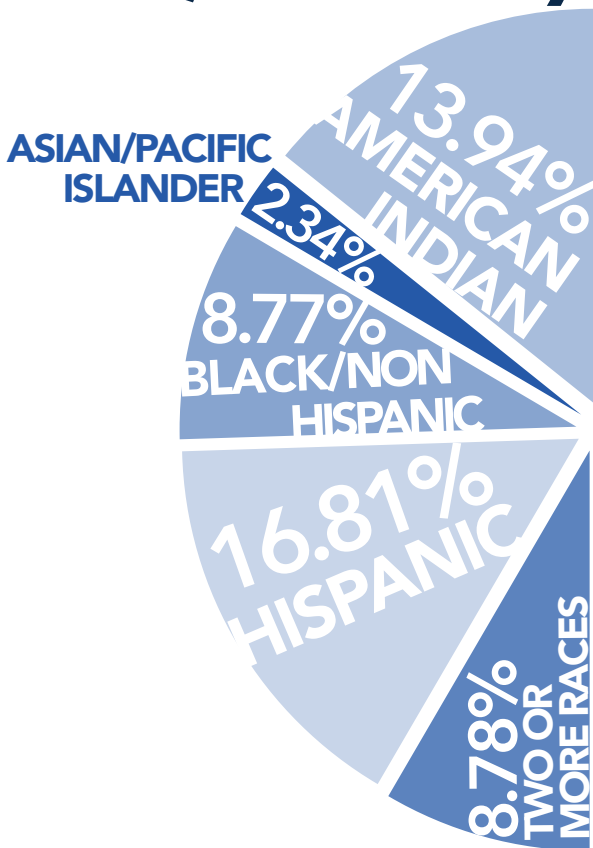
MOORE

24,355

PUTNAM CITY

19,475

Statewide Enro Race/Ethnicity



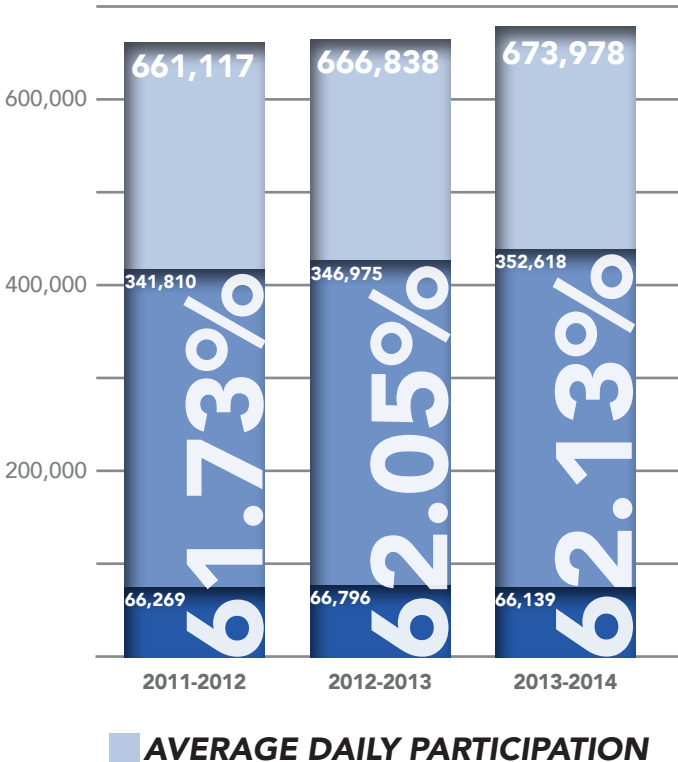
Source: OSDE Office of Accreditation/OMES (October 2016)

Illment by 2016-2017



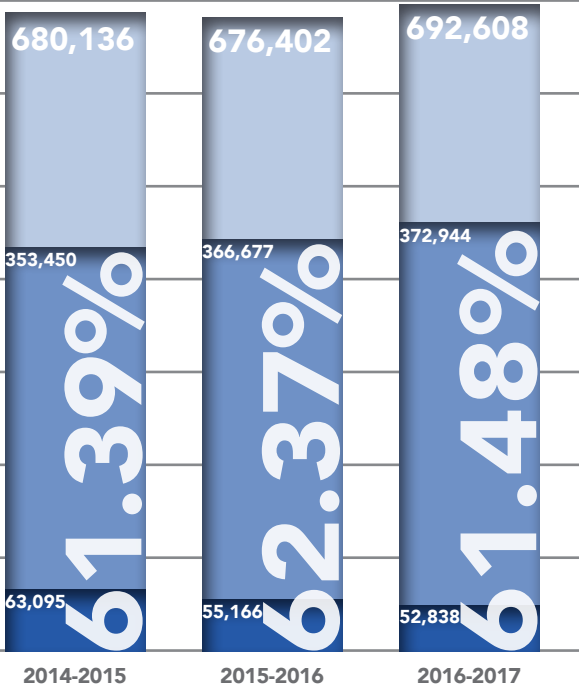
49.36%
CAUCASIAN

Students Eligible Reduced Lunch



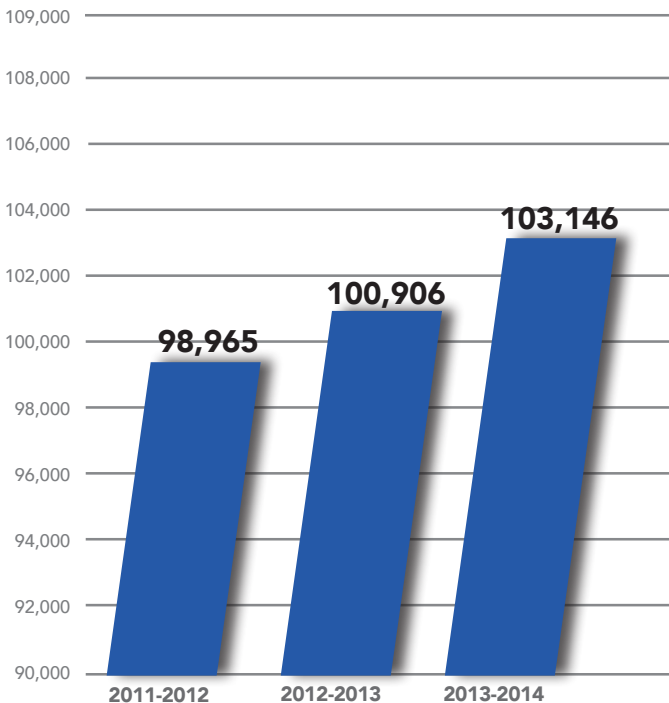
Source: OSDE Office of Child Nutrition

for Free and



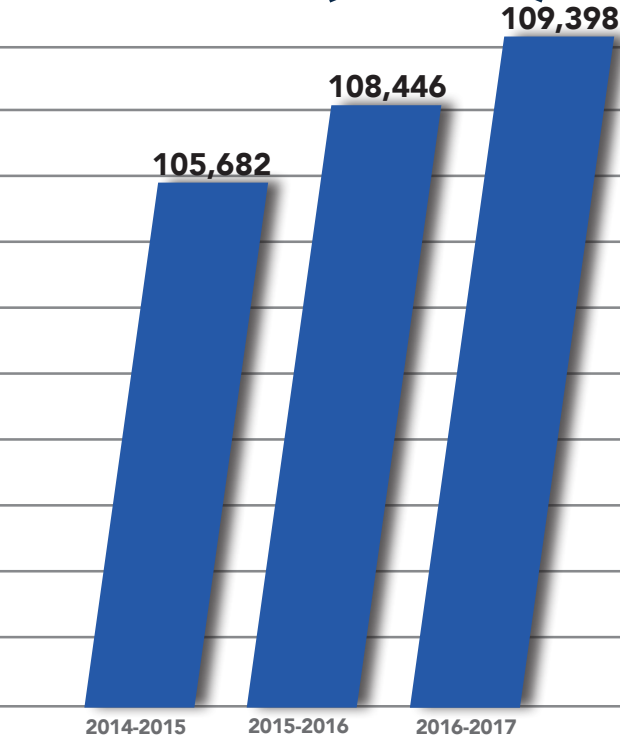
FREE **REDUCED**

Students with Education

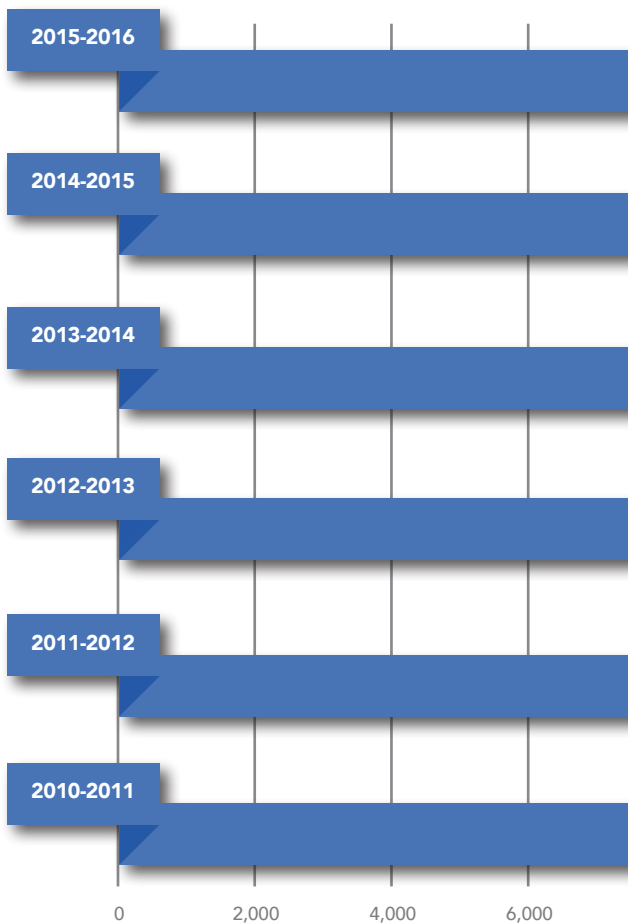


Source: Special Education Child Count (October 2016)

Individualized Plans (IEPs)

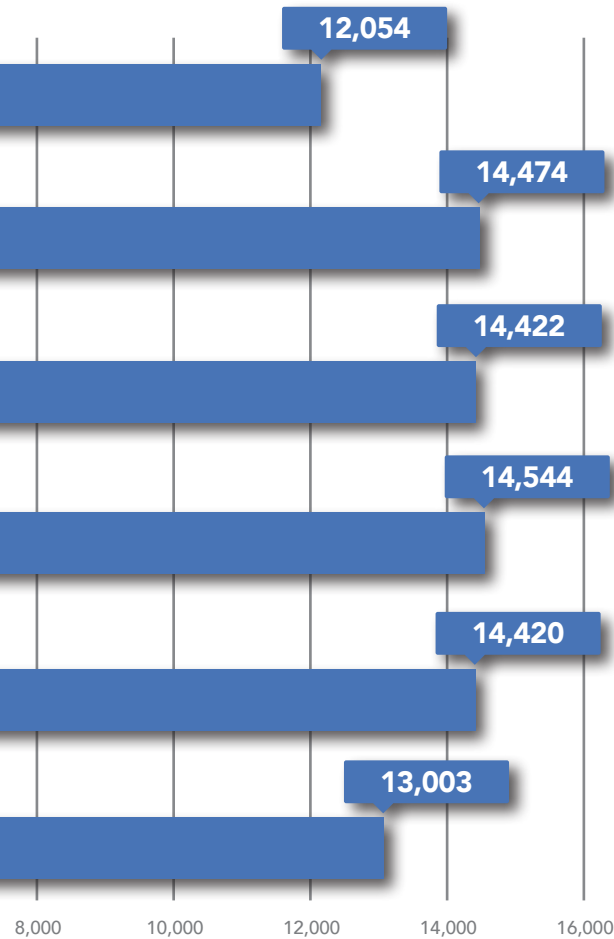


Students in Alter

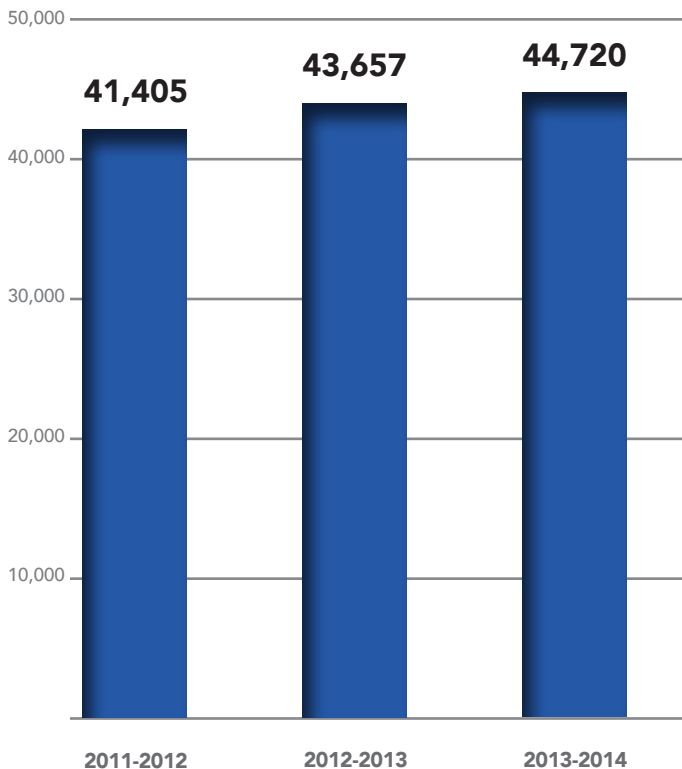


Source: Self-Reports on District-Wide Student Needs Assessment (DWSNA)

native Education

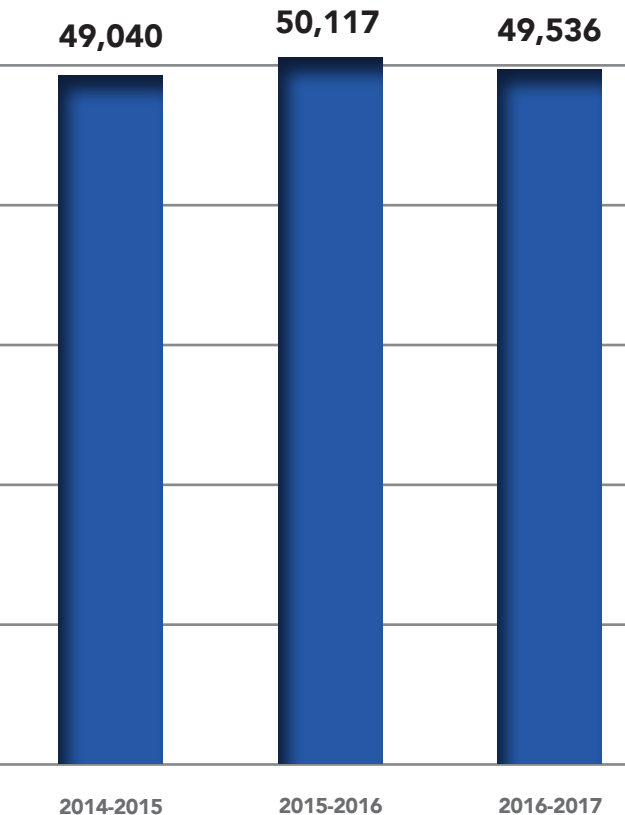


PreK-12 English

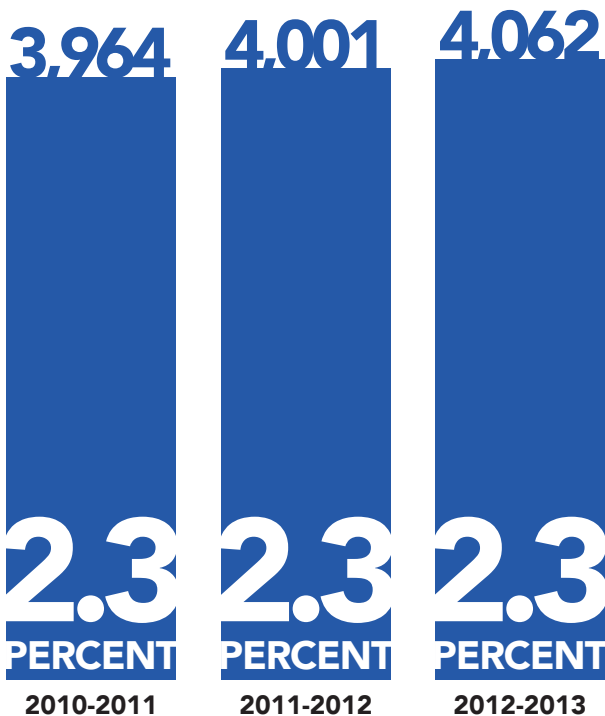


Source: OSDE Office of Instruction/USDE (October 2016)

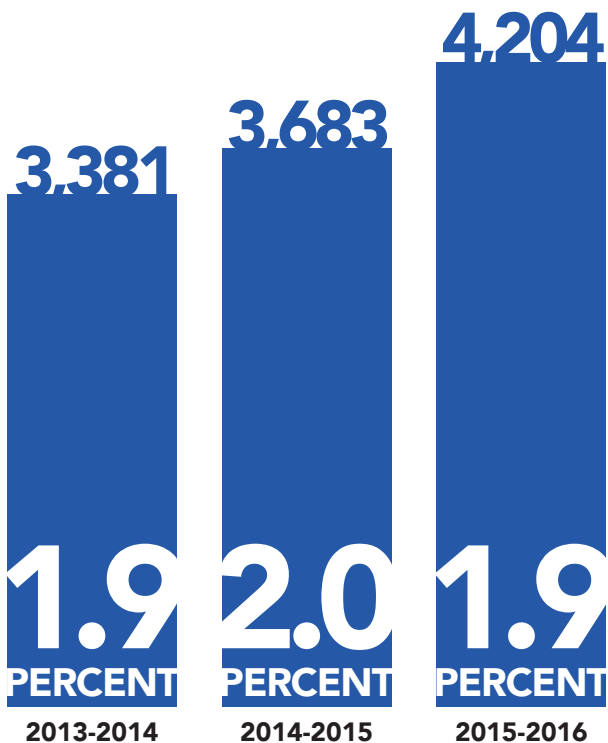
Learners (EL)



Student Dro



pout Rates



Academic M

2015 NAEP Results

Fourth-Grade Math

84% Scored Basic
or Higher.
Of those...



Eighth-Grade Math

67% Scored Basic
or Higher.
Of those...



Fourth-Grade Reading

71% Scored Basic
or Higher.
Of those...



Eighth-Grade Reading

76% Scored Basic
or Higher.
Of those...



Measurements

Fourth-Grade Science

79% Scored Basic
or Higher.
Of those...



Eighth-Grade Science

66% Scored Basic
or Higher.
Of those...



2015 scale scores up **5** points, one of only **13** states/jurisdictions to show significant growth

Number of AP exams taken in 2016:

28,471

3.8 percent growth over 2015

Total number of AP test-takers in 2016:

16,495

3.5 percent growth over 2015

Statewide Graduation Rates

87.09%

2012

84.88%

2013

82.72%

2014

82.52%

2015

Pre-K Program Participation

74%

Percentage of Oklahoma four-year-olds enrolled in public Pre-K programs

99.4%

Percentage of Oklahoma districts with a public Pre-K program

121

Districts that offer a Pre-K program through a collaboration with private providers, Head Start, churches, tribes, universities, nursing homes and technology centers

By the Numbers

In 2016:

- the Oklahoma Composite ACT score was **20.4** with **82%** of Oklahoma graduating seniors from the Class of 2016 tested
- the National Average Composite ACT score was **20.8**



Source: ACT

In 2015-2016, the OSDE Teacher Certification Section:

- printed **26,015** certificates
- processed **22,767** fingerprints
- served **8,297** walk-in applicants



In 2015-2016, Regional Accreditation Officers:

- traveled **228,105** miles
visiting schools



Between July and December 2016, the Office of School Support:

- traveled **50,606** miles
visiting schools
- visited **316** public schools






In 2015-2016, the Office of Curriculum & Instruction:

- gave **298** presentations
- conducted **141** professional
development trainings



In Fiscal Year 2016, Oklahoma public schoolchildren were served:

- **45,887,686** free lunches 
- **27,332,283** free breakfasts
- **73,219,969** total free meals
- **5,644,502** reduced-price lunches 
- **2,687,119** reduced-price breakfasts
- **8,331,621** total reduced-price meals 
- **81,551,590** free and reduced-price meals

Top 5 Languages Spoken by English

- Spanish/Castilian, Cherokee, Vietnamese, Hmong and Chinese

- Number of enrolled immigrant students: **4,272**
- Oklahoma is #1 in the country in the percentage public high schools offering concurrent enrollment: **98.8%** National average: **75.2%**

For the 2016-2017 school year:

- There are more than **83,000** FTEs (full-time equivalents) in Oklahoma public schools, including **41,003** teachers. Nearly **13,000** of the certified FTEs have **20** or more years' experience. More than **7,000** have **25** or more years' experience.



Contact Us

Accountability	(405) 522-5169
Accreditation	(405) 521-3333
Alternative Education	(405) 522-0276
Assessment	(405) 521-3341
Child Nutrition	(405) 521-3327
Communications	(405) 521-6647
Instruction	(405) 521-4287
Special Education	(405) 521-3351
State Aid	(405) 521-3460
Teacher Certification	(405) 521-3337

**Oliver Hodge Building
2500 North Lincoln Boulevard
Oklahoma City, OK 73105**

Phone: (405) 521-3301

Fax: (405) 521-6938

<http://sde.ok.gov/>



**OKLAHOMA STATE DEPARTMENT OF
EDUCATION**
— CHAMPION EXCELLENCE —

This publication is printed and issued by the Oklahoma State Department of Education as authorized by Superintendent Joy Hofmeister. Two hundred copies have been prepared and distributed at a cost of \$. Copies have been deposited with the Publications Clearinghouse of the Oklahoma Department of Libraries. This publication is located online at sde.ok.gov and has been submitted in compliance with Section 3-114 of Title 65 of the Oklahoma Statutes.



OKLAHOMA

STATE DEPARTMENT *of* EDUCATION

————— JOY HOFMEISTER —————

STATE SUPERINTENDENT *of* PUBLIC INSTRUCTION