

Oklahoma Public Schools: Fast Facts 2016-2017



OKLAHOMA STATE DEPARTMENT OF
EDUCATION
— CHAMPION EXCELLENCE —

Updated March 1, 2017

School Structure

513

NUMBER OF DISTRICTS

48

CHARTER SCHOOL SITES

1,787

NUMBER OF SCHOOLS

987

ELEMENTARY SCHOOLS

236

MIDDLE SCHOOLS

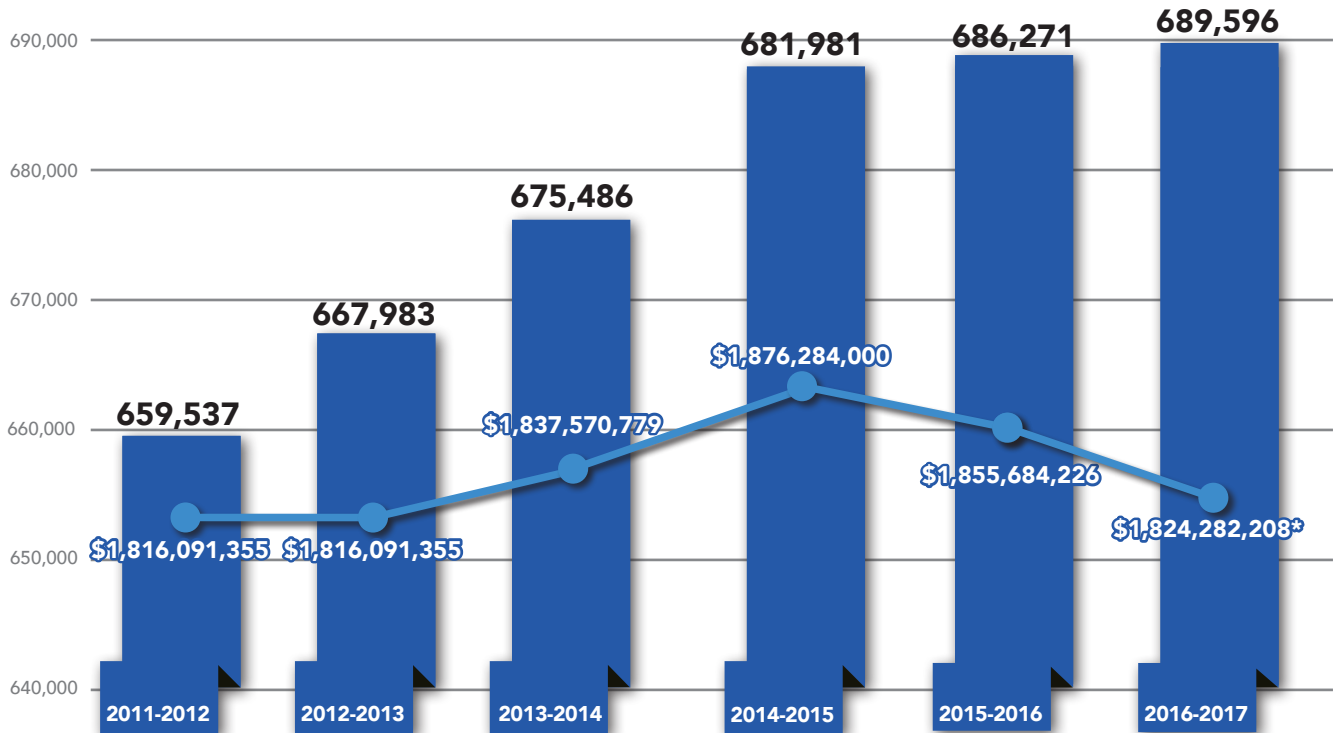
63

JUNIOR HIGH SCHOOLS

453

HIGH SCHOOLS

Total Financial Support of Public Schools (State Aid Formula) and Average Daily Membership (ADM)



Source: OSDE Office of Accreditation/OMES/OSDE Office of Finance

*Reflects General Revenue Failure reduction of \$7,270,161 and 1017 Fund shortfall of \$39,151,255.

Teacher Compensation

Oklahoma Average (includes benefits)

\$44,921

Regional Average

\$48,450

National Average


\$58,064

Regional State Averages

\$51,758, Texas



\$50,039, Colorado*



\$49,197, Kansas*




\$48,220, Arkansas*



\$47,849, Missouri*



\$47,163, New Mexico



\$44,921, Oklahoma



\$31,600 Oklahoma minimum starting salary for new teacher

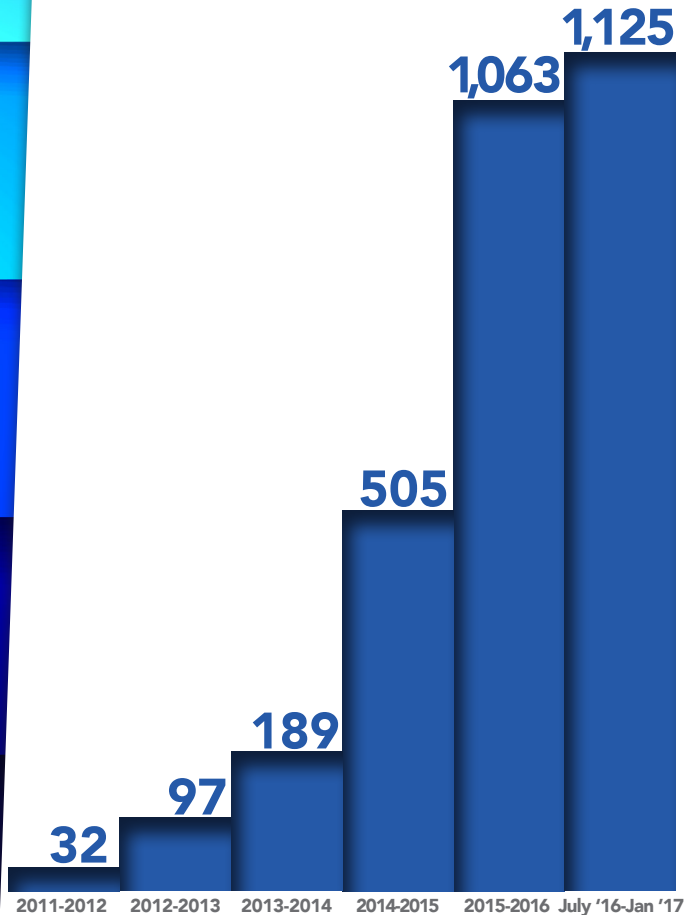
\$34,000 Oklahoma minimum starting salary for new teacher with doctorate

(Oklahoma minimum salaries have not increased since 2008)

*NEA Estimate

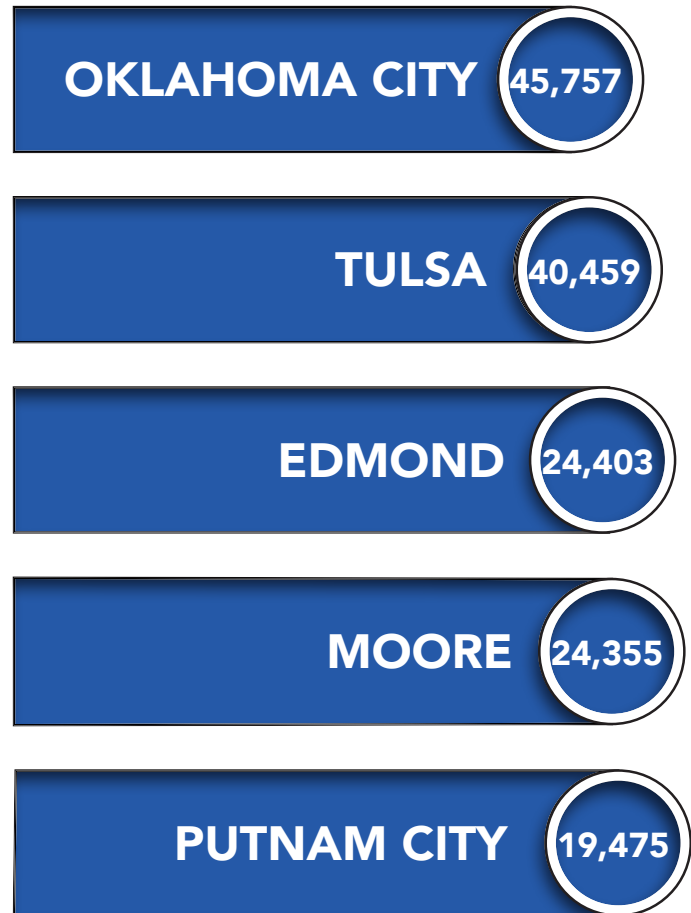
Source: NEA Ranking of the States 2015 and Estimates of School Statistics 2016 (May 2016)

Emergency Teacher Certifications



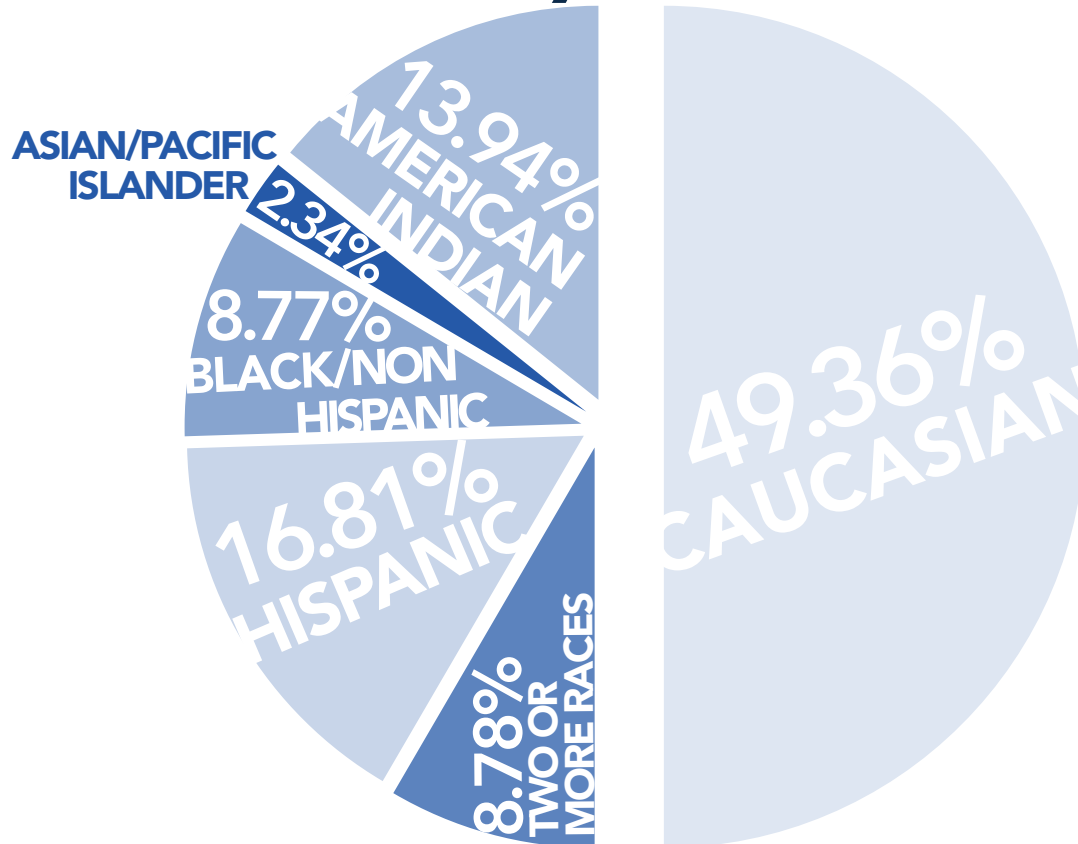
Source: OSDE Office of Teacher Certification

5 Largest Districts by enrollment



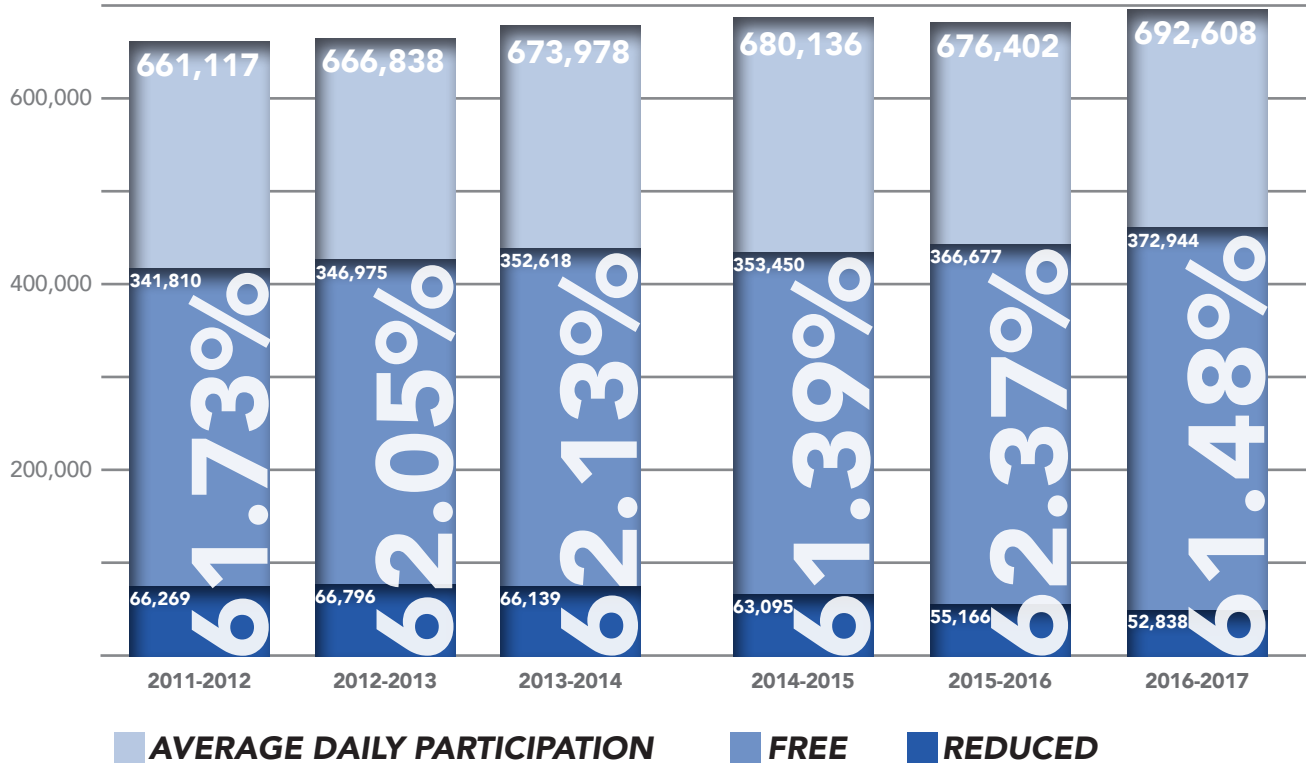
Source: OSDE Office of Accreditation (October 2016)

Statewide Enrollment by Race/Ethnicity 2016-2017



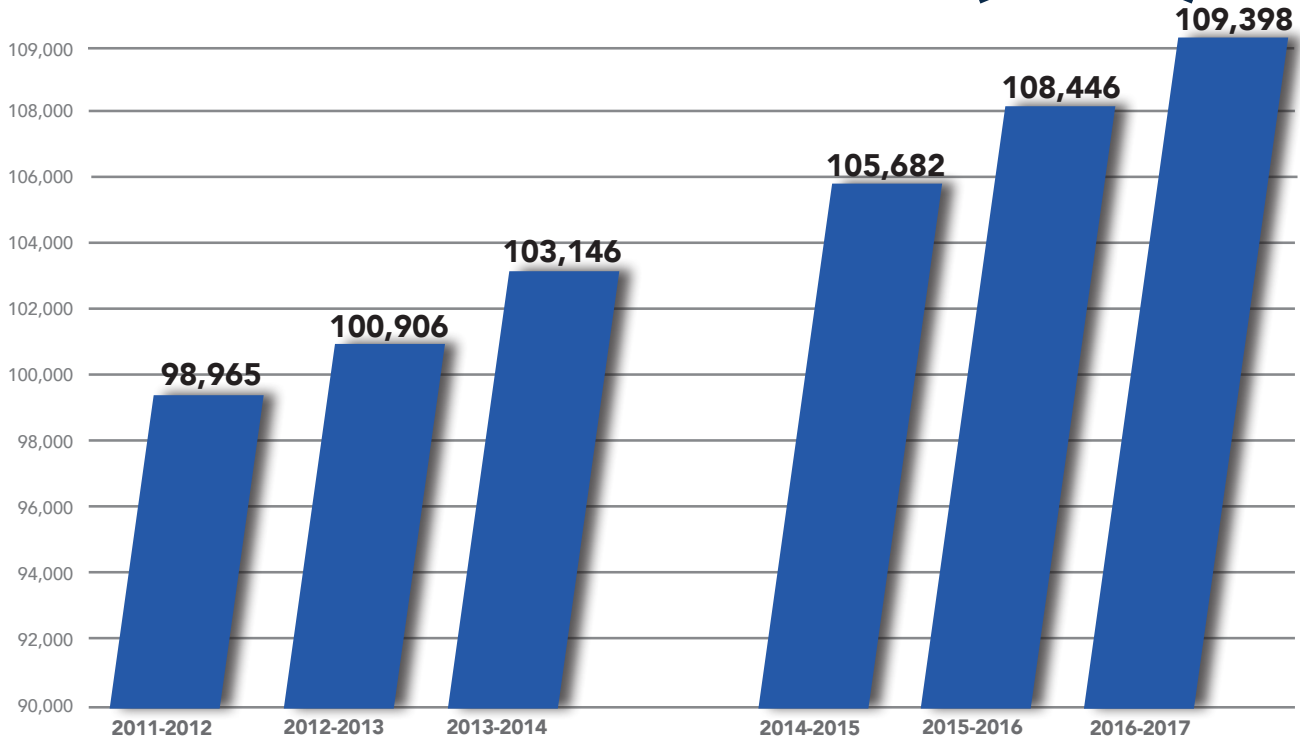
Source: OSDE Office of Accreditation/OMES (October 2016)

Students Eligible for Free and Reduced Lunch



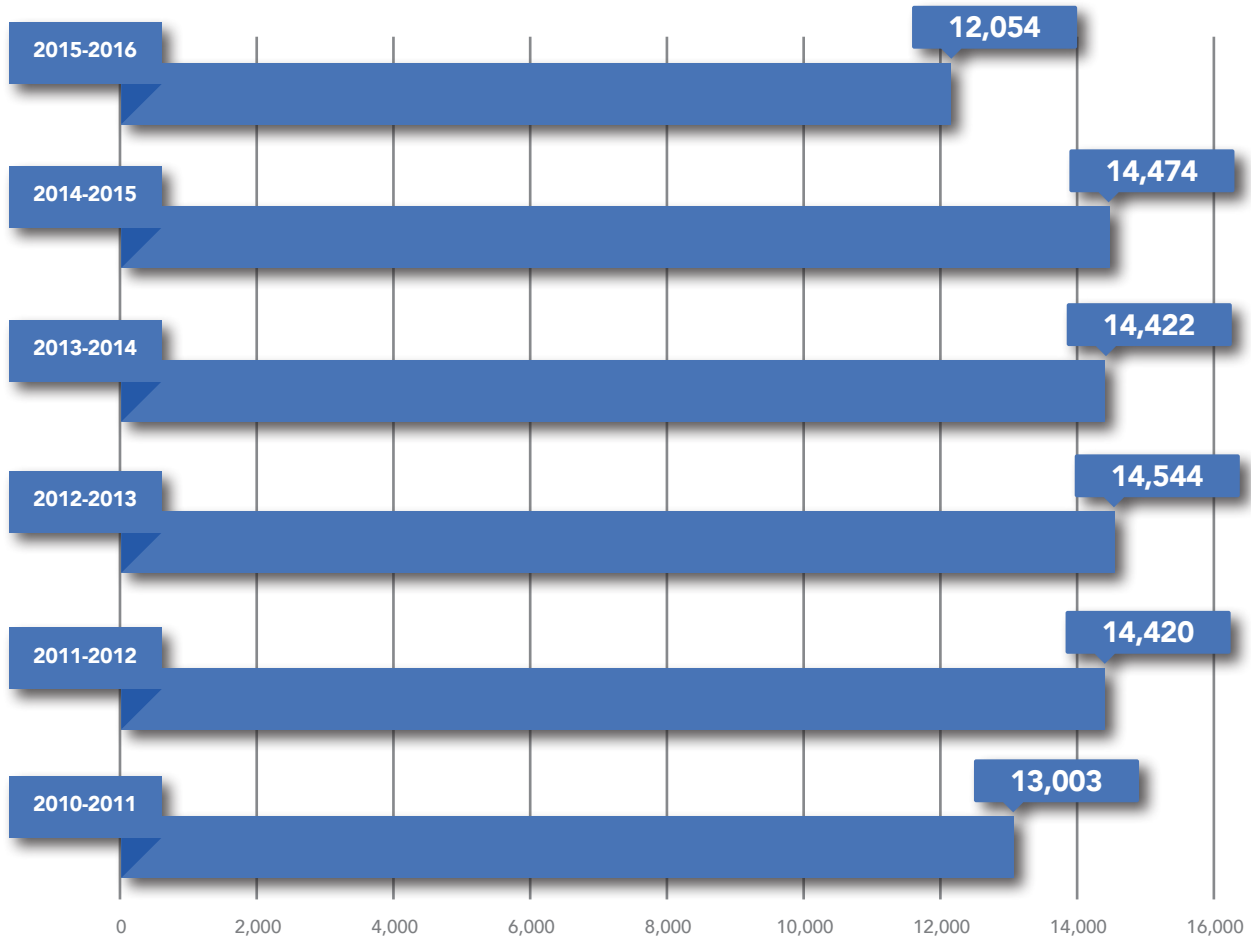
Source: OSDE Office of Child Nutrition

Students with Individualized Education Plans (IEPs)



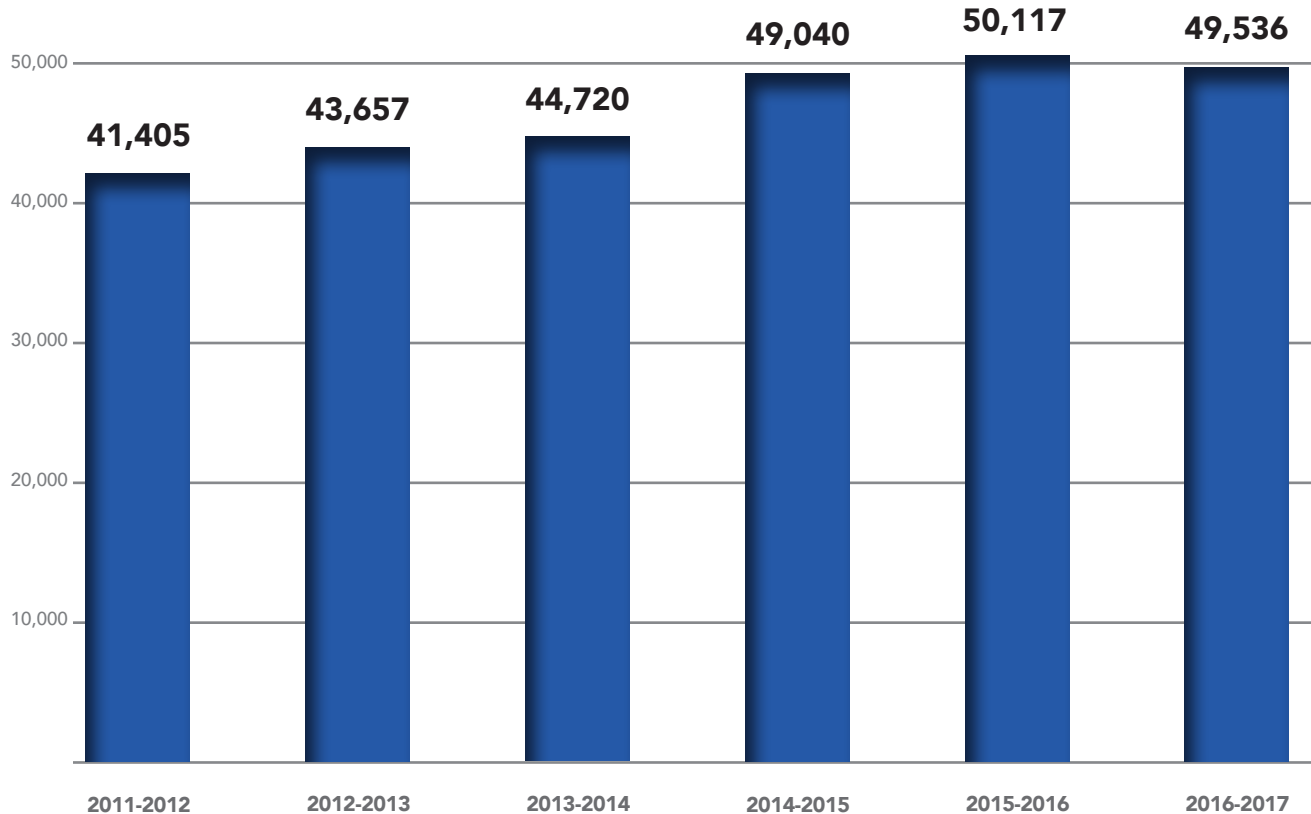
Source: Special Education Child Count (October 2016)

Students in Alternative Education



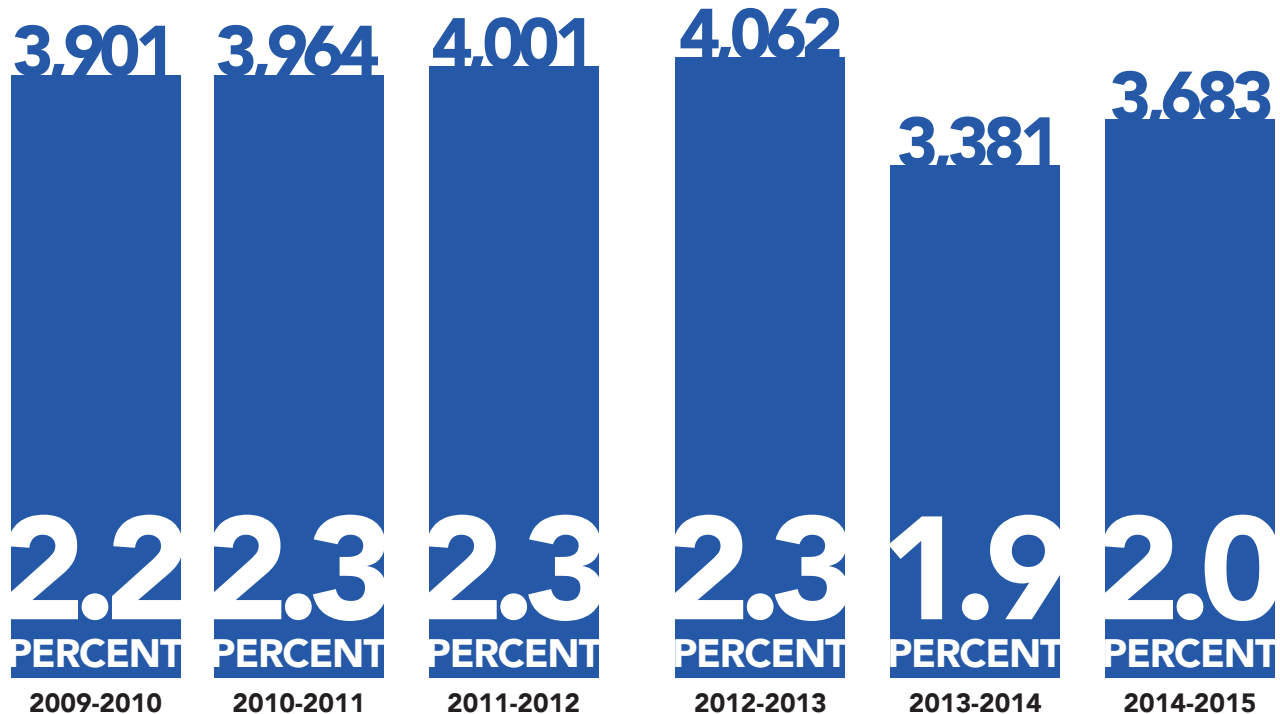
Source: Self-Reports on District-Wide Student Needs Assessment (DWSNA)

PreK-12 English Learners (EL)



Source: OSDE Office of Instruction/USDE (October 2016)

Student Dropout Rates



Source: OSDE Student Dropout Report

Academic Measurements

2015 NAEP Results

Fourth-Grade Math

84% Scored Basic or Higher. Of those...



Eighth-Grade Math

67% Scored Basic or Higher. Of those...



Fourth-Grade Reading

71% Scored Basic or Higher. Of those...



Eighth-Grade Reading

76% Scored Basic or Higher. Of those...



Fourth-Grade Science

79% Scored Basic or Higher. Of those...



Eighth-Grade Science

66% Scored Basic or Higher. Of those...



2015 scale scores up 5 points, one of only 13 states/jurisdictions to show significant growth

Number of AP exams taken in 2016:

28,471

3.8 percent growth over 2015

Total number of AP test-takers in 2016:

16,495

3.5 percent growth over 2015

Source: National Assessment of Educational Progress/OSDE Office of Gifted & Talented/
State Integrated Summary (2014-2015)

Statewide Graduation Rates

87.09%

2012

84.88%

2013

82.72%

2014

82.52%

2015

Source: OSDE Office of Accountability

Pre-K Program Participation

75%

Percentage of Oklahoma four-year-olds enrolled in public Pre-K programs

99.4%

Percentage of Oklahoma districts with a public Pre-K program


121

Districts that offer a Pre-K program through a collaboration with private providers, Head Start, churches, tribes, universities, nursing homes and technology centers

Source: NIEER State of Preschool report (2015); OSDE Office of Instruction (2016-2017)



By the Numbers

In 2016:

- the Oklahoma Composite ACT score was **20.4** with **82%** of Oklahoma graduating seniors from the Class of 2016 tested 
- the National Average Composite ACT score was **20.8**

Source: ACT

In 2015-2016, the OSDE Teacher Certification Section:


- printed **26,015** certificates 
- processed **22,767** fingerprints
- served **8,297** walk-in applicants 

Source: OSDE

In 2015-2016, Regional Accreditation Officers:

- traveled **228,105** miles visiting schools 




Between July and December 2016, the Office of School Support:

- traveled **50,606** miles visiting schools 
- visited **316** public schools

In 2015-2016, the Office of Curriculum & Instruction:

- gave **298** presentations
- conducted **141** professional development trainings 

In Fiscal Year 2016, Oklahoma public schoolchildren were served:



- **45,887,686** free lunches 
- **27,332,283** free breakfasts
- **73,219,969** total free meals
- **5,644,502** reduced-price lunches 
- **2,687,119** reduced-price breakfasts
- **8,331,621** total reduced-price meals 
- **81,551,590** free and reduced-price meals

Top 5 Languages Spoken by English

- Spanish/Castilian, Cherokee, Vietnamese, Hmong and Chinese

- Number of enrolled immigrant students: **4,272**
- Oklahoma is #1 in the country in the percentage public high schools offering concurrent enrollment: **98.8%** National average: **75.2%**

For the 2016-2017 school year:

- There are more than **83,000** FTEs (full-time equivalents) in Oklahoma public schools, including **41,003** teachers. Nearly **13,000** of the certified FTEs have **20** or more years' experience. More than **7,000** have **25** or more years' experience.  

Contact Us

Accountability	(405) 522-5169
Accreditation	(405) 521-3333
Alternative Education	(405) 522-0276
Assessment	(405) 521-3341
Child Nutrition	(405) 521-3327
Communications	(405) 521-6647
Instruction	(405) 521-4287
Special Education	(405) 521-3351
State Aid	(405) 521-3460
Teacher Certification	(405) 521-3337

**Oliver Hodge Building
2500 North Lincoln Boulevard
Oklahoma City, OK 73105**

**Phone: (405) 521-3301
Fax: (405) 521-6938
<http://sde.ok.gov/>**



**OKLAHOMA STATE DEPARTMENT OF
EDUCATION**
— CHAMPION EXCELLENCE —

This publication is printed and issued by the Oklahoma State Department of Education as authorized by Superintendent Joy Hofmeister. Two hundred copies have been prepared and distributed at a cost of \$. . . Copies have been deposited with the Publications Clearinghouse of the Oklahoma Department of Libraries. This publication is located online at sde.ok.gov and has been submitted in compliance with Section 3-114 of Title 65 of the Oklahoma Statutes.



OKLAHOMA

STATE DEPARTMENT *of* EDUCATION

———— JOY HOFMEISTER ————

STATE SUPERINTENDENT *of* PUBLIC INSTRUCTION