



**Oklahoma Public Schools**

# **Fast Facts**

**2019-20**

UPDATED JANUARY 2020



OKLAHOMA STATE DEPARTMENT OF  
**EDUCATION**  
— CHAMPION EXCELLENCE —

# Oklahoma Edge

## 8-Year Strategic Plan

The U.S. Department of Education approved Oklahoma's comprehensive education plan, *Oklahoma Edge*, in July 2018. The plan to meet student needs and drive progress is built on a four-pillar foundation with measurable goals.

### PILLARS

- **Achieve academic success.** To ensure a high-quality public education, the Oklahoma State Department of Education (OSDE) will close the opportunity and achievement gap for each student.
- **Build exceptional educators and schools.** The OSDE will support the recruitment, preparation and retention of highly effective teachers and leaders.
- **Create engaged communities.** The OSDE will build external capacity to provide strong academic support through family and community engagement.
- **Develop internal capacity.** The OSDE will build its internal capacity to serve the field and use data to make informed decisions.

### GOALS

- Score among the Top 20 highest-performing states on the National Assessment of Educational Progress (NAEP) in all subjects for fourth grade and eighth grade.
- Reduce by 50% the need for math and English language arts remediation after high school.
- Rank among the Top 10 states with the highest graduation rate for students in four-, five- and six-year cohorts.
- Ensure that 100% of students in grades 6 through 12 engage in useful and meaningful Individual Career Academic Planning (ICAP).
- Align early childhood education and learning foundations to ensure at least 75% of students are “ready to read” upon kindergarten entry.
- Increase student access to effective teachers, thereby reducing the need for emergency-certified teachers by 95%.

# Glossary

## **ALTERNATIVE CERTIFICATION**

A pathway to becoming a teacher for those who did not complete a teacher education program. A college-credit course in classroom management and pedagogical principles is required during the initial certification.

## **AVERAGE DAILY ATTENDANCE (ADA)**

Total days of student attendance divided by total days of instruction.

## **AVERAGE DAILY MEMBERSHIP (ADM)**

An average number of students taken twice a year to arrive at a student population. This is calculated by dividing the sum of enrolled students' total days present and days absent by the number of days taught. The First-Quarter Statistical Report (FQSR) is completed after the first nine weeks, and the Annual Statistical Report (ASR) is completed after the school year.

## **COMMUNITY ELIGIBILITY PROVISION (CEP)**

A meal service option for low-income areas that allows schools to serve breakfast and lunch to all enrolled students at no cost without collecting household applications.

## **ECONOMICALLY DISADVANTAGED STUDENT**

Any student eligible for federally funded free and reduced-price meal programs.

## **EMERGENCY CERTIFICATION**

A teaching certificate issued on an emergency basis for one year to someone who has not yet met the certification qualifications of a state-approved program. Districts may request emergency certification for a specific candidate only after exhausting every option to find an appropriately certified person for the open position.

## **ENROLLMENT**

A count of students enrolled in a school on October 1.

## **FINANCIAL SUPPORT OF SCHOOLS**

The primary allocation of state funds appropriated by the Legislature to schools. Also known as the State Aid Funding Formula, this allocation distributes money to districts based on their Weighted Average Daily Membership (WADM) and accounts for other funding the district may receive, including property taxes and other state-dedicated revenue such as gross production tax and school land earnings. The goal of the formula is to provide equity across all schools, regardless of socio-economic status or proportion of students with special needs.

## **INDIVIDUAL CAREER ACADEMIC PLANNING (ICAP)**

A multi-year process to guide students as they explore their own career and academic opportunities. ICAP identifies student interests, skills, secondary/postsecondary coursework, certificates, credentials, degrees and workforce experiences that help chart the progress needed to prepare students for college and career. The ICAP program is required for all ninth-graders in 2019-20.

## **INDIVIDUALIZED EDUCATION PROGRAM (IEP)**

A written document developed collaboratively by parents and school personnel that outlines the special education program for a student with a disability. This document is developed, reviewed and revised at an IEP meeting at least annually and required by the federal Individuals with Disabilities Education Act (IDEA).

## **INSTRUCTIONAL STAFF**

In NEA's annual ranking of educator compensation, instructional staff refers to all staff members with teacher certification other than district superintendents.

## **SCHOOL CALENDAR HOURS REQUIREMENT**

Districts must provide at least 180 six-hour days or 1,080 hours of instruction per school year. They may suspend school days or hours as long as those hours are made up by the end of the year.

## **STATE AID FUNDING**

See *Financial Support of Schools* on previous page.

## **SUPPORT OF TEACHERS AND STUDENTS**

Provides line-item support for an array of initiatives separate from the State Aid Funding Formula. This allocation supports initiatives including alternative education, professional development, Advanced Placement teacher training and fee assistance, Reading Sufficiency and Sooner Start.

## **TEACHER**

Per statute, any person who is employed to serve as district superintendent, principal, supervisor, counselor, librarian, school nurse or classroom teacher or in any other instructional, supervisory or administrative capacity.

## **WEIGHTED AVERAGE DAILY MEMBERSHIP (WADM)**

The ADM adjusted to reflect the weights of individual students. Students are assigned a greater weight if they belong to a student group that requires additional educational services, such as students with disabilities. WADM determines funding allocations to the district.

# School Structure

TRADITIONAL  
DISTRICTS

511

TRADITIONAL  
SCHOOLS

1,789

CHARTER DISTRICTS

26

VIRTUAL CHARTER  
SCHOOLS

5

ELEMENTARY  
SCHOOLS

965

MIDDLE SCHOOLS/  
JUNIOR HIGHS

309

HIGH  
SCHOOLS

451

ELEMENTARY  
DISTRICTS

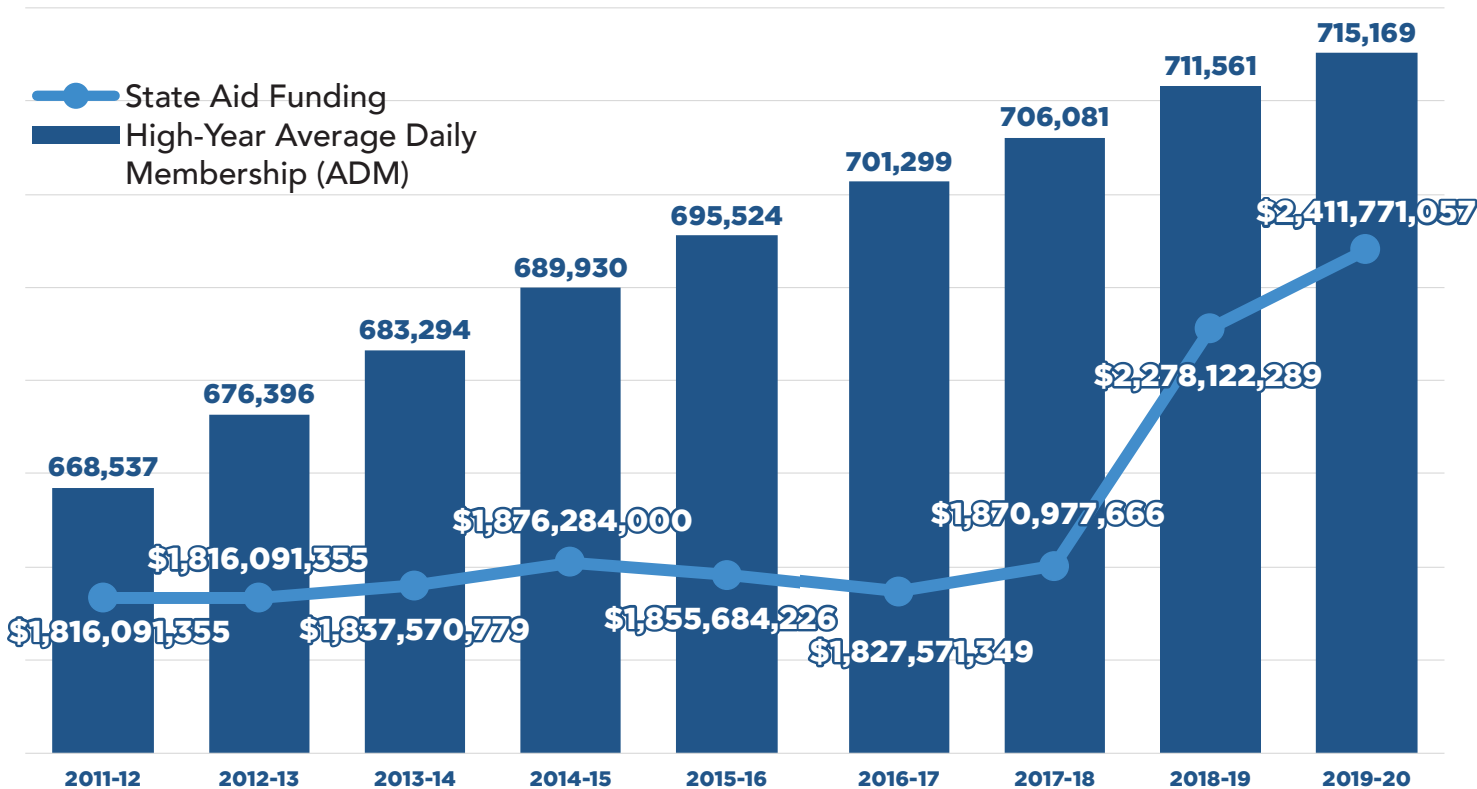
94

DISTRICTS ON A  
4-DAY SCHOOL WEEK

86

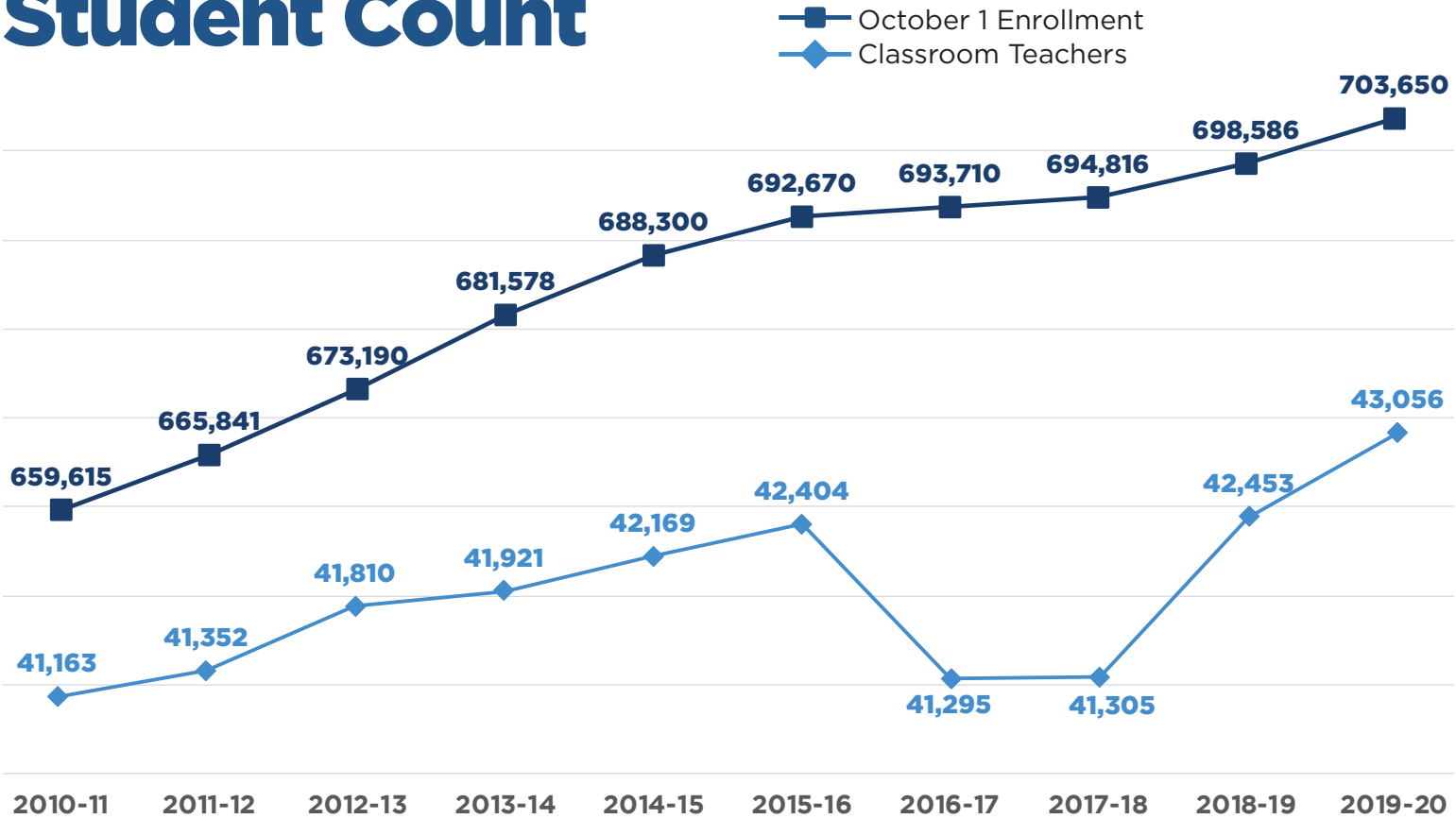
# Student Population and State Aid Formula Funding

OKLAHOMA'S PER-PUPIL EXPENDITURE FOR 2018-19 WAS **\$9,214**. THE MOST RECENT NATIONAL AVERAGE WAS **\$11,841**.



OSDE Office of State Aid (2019); OSDE Oklahoma Cost Accounting System (2019)  
NCES National Public Education Financial Survey 2015-16


# Teacher and Student Count



OSDE Office of Accreditation (2019); OSDE Office of School Personnel (2019)

# Teacher Compensation\*

**Oklahoma Average\*** **\$53,600**



**\$36,601**  
Oklahoma minimum starting salary

**\$39,381**  
Oklahoma minimum starting salary with doctorate

**Regional Average** **\$50,913**



**National Average** **\$60,477**



\*NEA guidelines require states to include any benefit that is part of an IRS Section 125 plan in compensation calculations. Oklahoma's average includes Flex Benefits Allowance (FBA) and district-paid retirement, if applicable.  
NEA Ranking of the States 2018 and Estimates of School Statistics 2019

# Compensation Averages by State\*\*

**\$53,600**

**OK**



**\$53,334**

**TX**



**\$52,701**

**CO**



**\$50,544**

**AR**



**\$49,754**

**KS**



**\$49,304**

**MO**



**\$47,152**

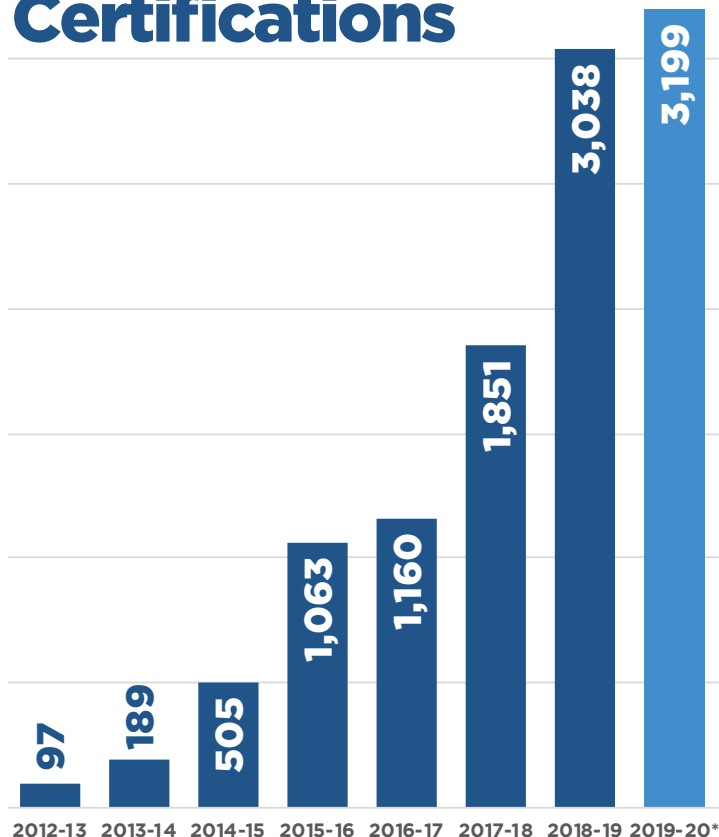
**NM**



\*\*Based on NEA average salaries for public school teachers for 2017-18. Adjusted for 2019 Oklahoma teacher pay raise.



# Emergency Teacher Certifications



\*As of January 2020  
OSDE Office of Teacher Certification

# Top Emergency Certificates by Subject Area

- 581** Elementary education (Grades 1-8)
- 364** Early childhood (Grades PK-3)
- 153** English language arts (Grades 5-12)
- 139** Physical education (Grades PK-12)
- 131** Intermediate mathematics (Grades 5-12)
- 110** School counselor (Grades PK-12)
- 108** Mid-level science (Grades 5-8)

# Shared and Co-oped District Services

- 375** districts share school services
- 130+** districts share treasurer services
- 22** districts share superintendent services
- 24+** districts are co-oping sports
- 76** districts are co-oping educational services (special education, alternative education, counseling, professional learning, etc.)

OSDE Office of Teacher Certification (July-Dec. 2019); OSDE Office of School Personnel (2018); Oklahoma State School Boards Association (2018)

# Largest Districts by Student Enrollment

- 1 OKLAHOMA CITY | 42,513\*
- 2 TULSA | 38,509\*
- 3 EDMOND | 25,619
- 4 MOORE | 24,961
- 5 PUTNAM CITY | 19,652
- 6 BROKEN ARROW | 19,436
- 7 EPIC ONE-ON-ONE CHARTER | 17,106
- 8 NORMAN | 16,289
- 9 UNION | 15,815
- 10 MIDWEST CITY-DEL CITY | 14,207

\*Total Includes Charter Schools  
OSDE Office of Accreditation (October 2019)

# One-to-One Technology

DISTRICTS WITH A ONE-TO-ONE PROGRAM  
IN WHICH AT LEAST ONE GRADE AT ONE  
SCHOOL HAS AN INTERNET-CONNECTED  
DEVICE FOR EACH STUDENT

163

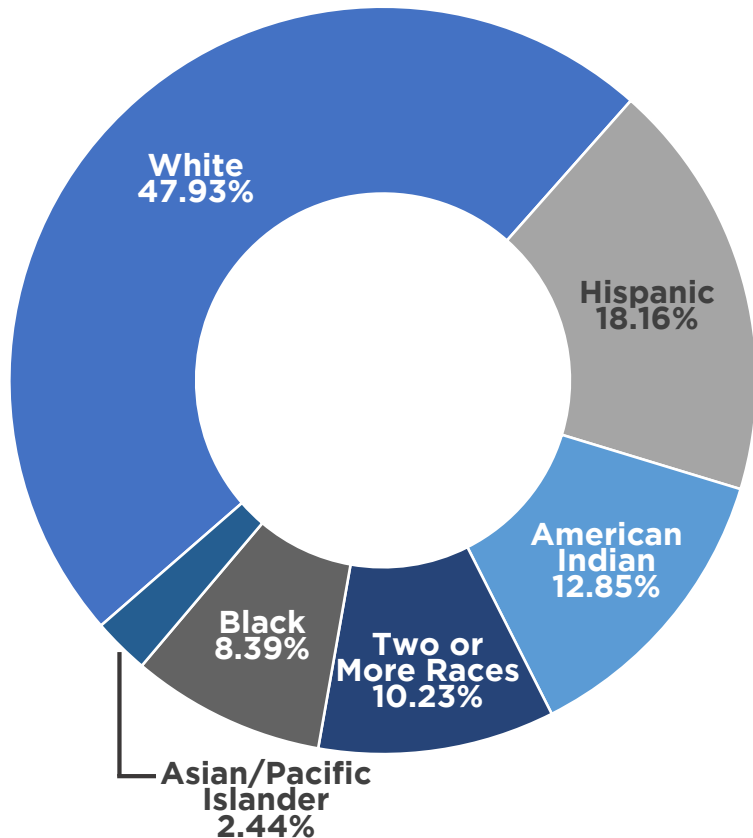
DISTRICTS WITH INTERNET-CONNECTED  
DEVICES FOR ALL GRADES

22

OSDE Office of Curriculum & Instruction (2018)

# Student Enrollment

## by Race/Ethnicity



OSDE Office of Accreditation; OSDE Data & Information Systems (Oct. 2019)

# Pre-Kindergarten

**NUMBER OF QUALITY STANDARDS  
BENCHMARKS MET BY OKLAHOMA'S  
PUBLIC PRE-K PROGRAM**

**9 of 10**

**PERCENTAGE OF 4-YEAR-OLDS ENROLLED  
IN PUBLIC PRE-K PROGRAMS**

**OKLAHOMA 74%**

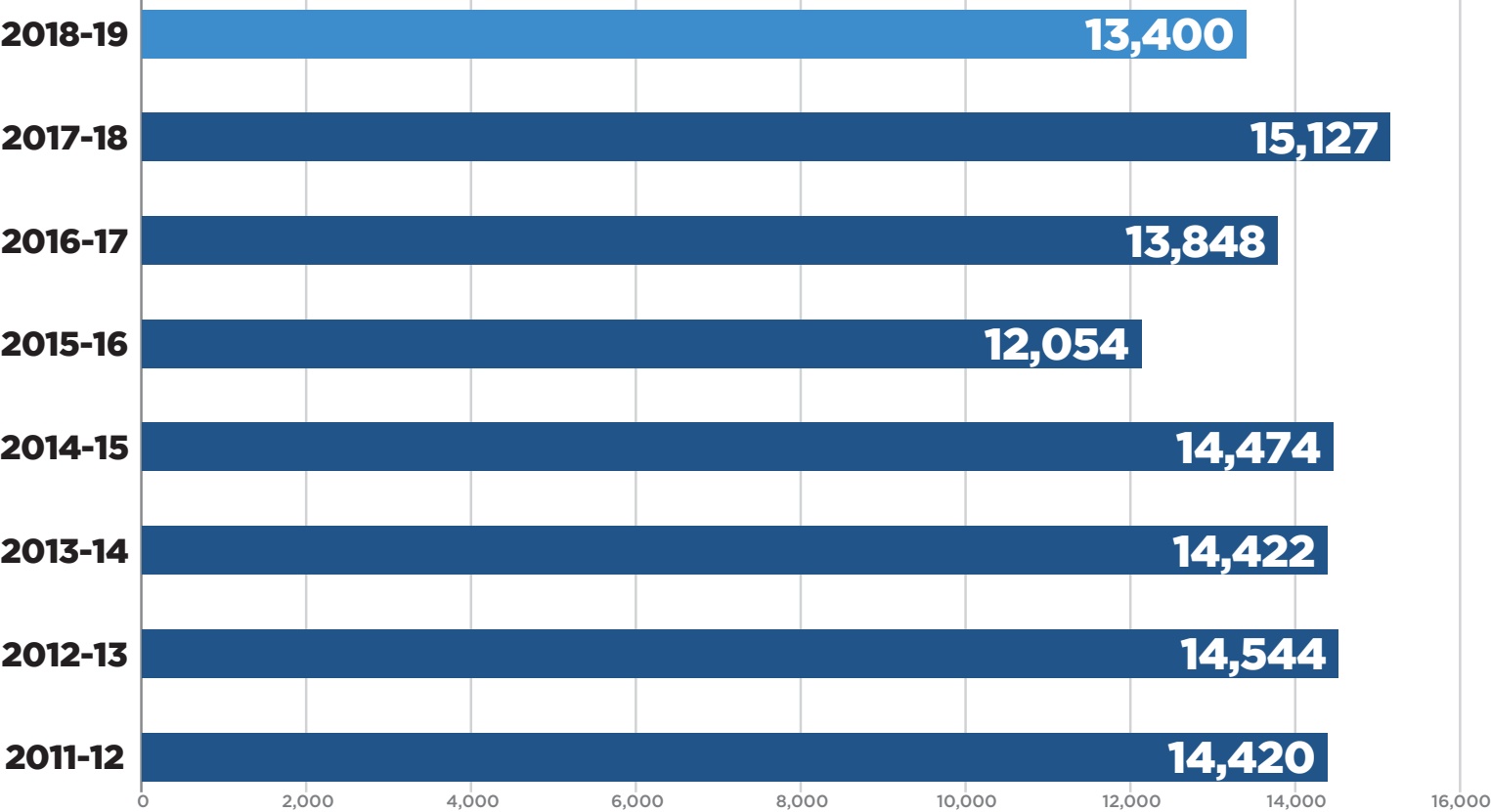
**NATION 33%**

**PERCENTAGE OF OKLAHOMA DISTRICTS  
WITH A PUBLIC PRE-K PROGRAM**

**99%**

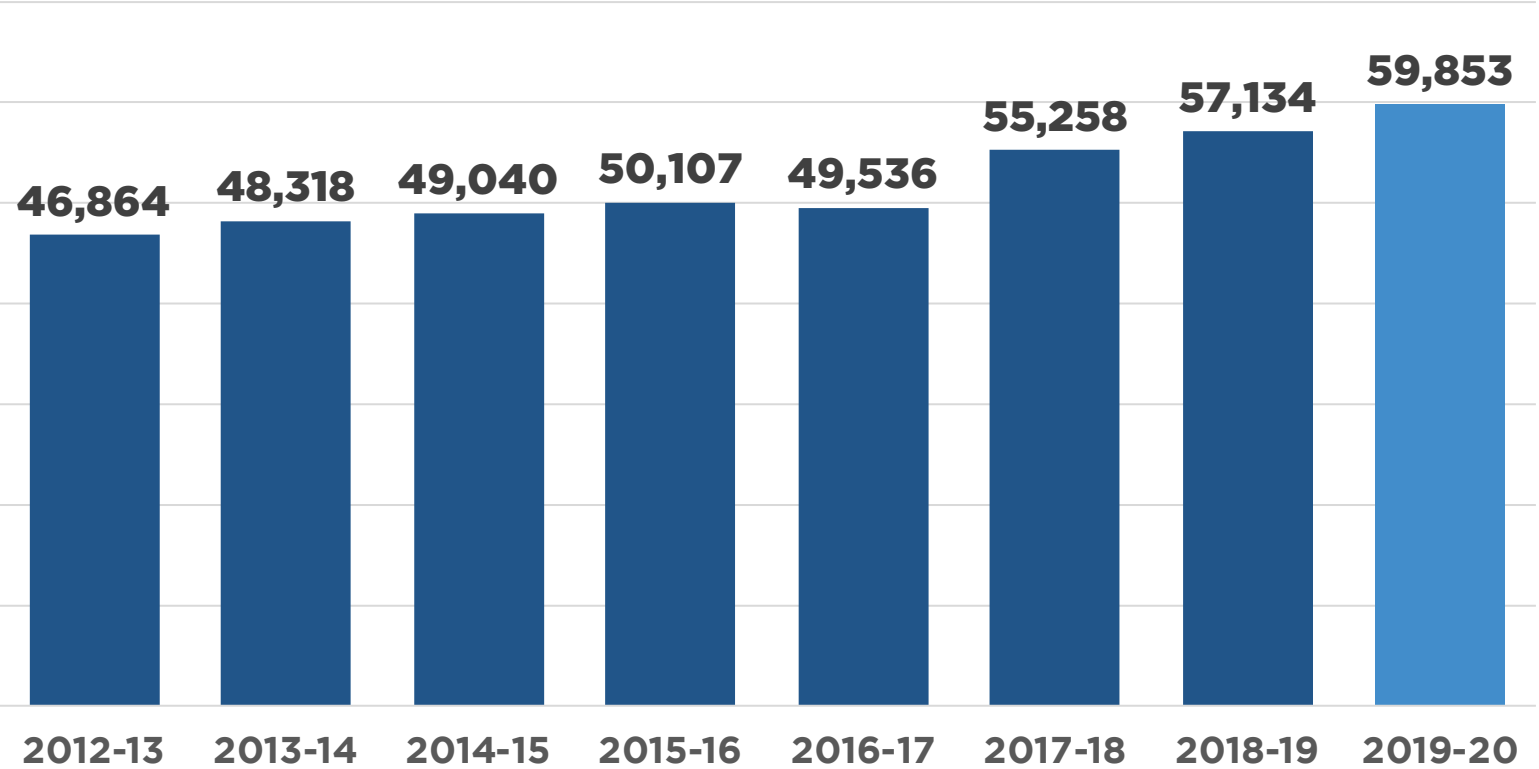
NIEER State of Preschool Report (2018); OSDE Office of Curriculum & Instruction (2018)

# Alternative Education Students



Self-Reports on District-Wide Student Needs Assessment (2019)

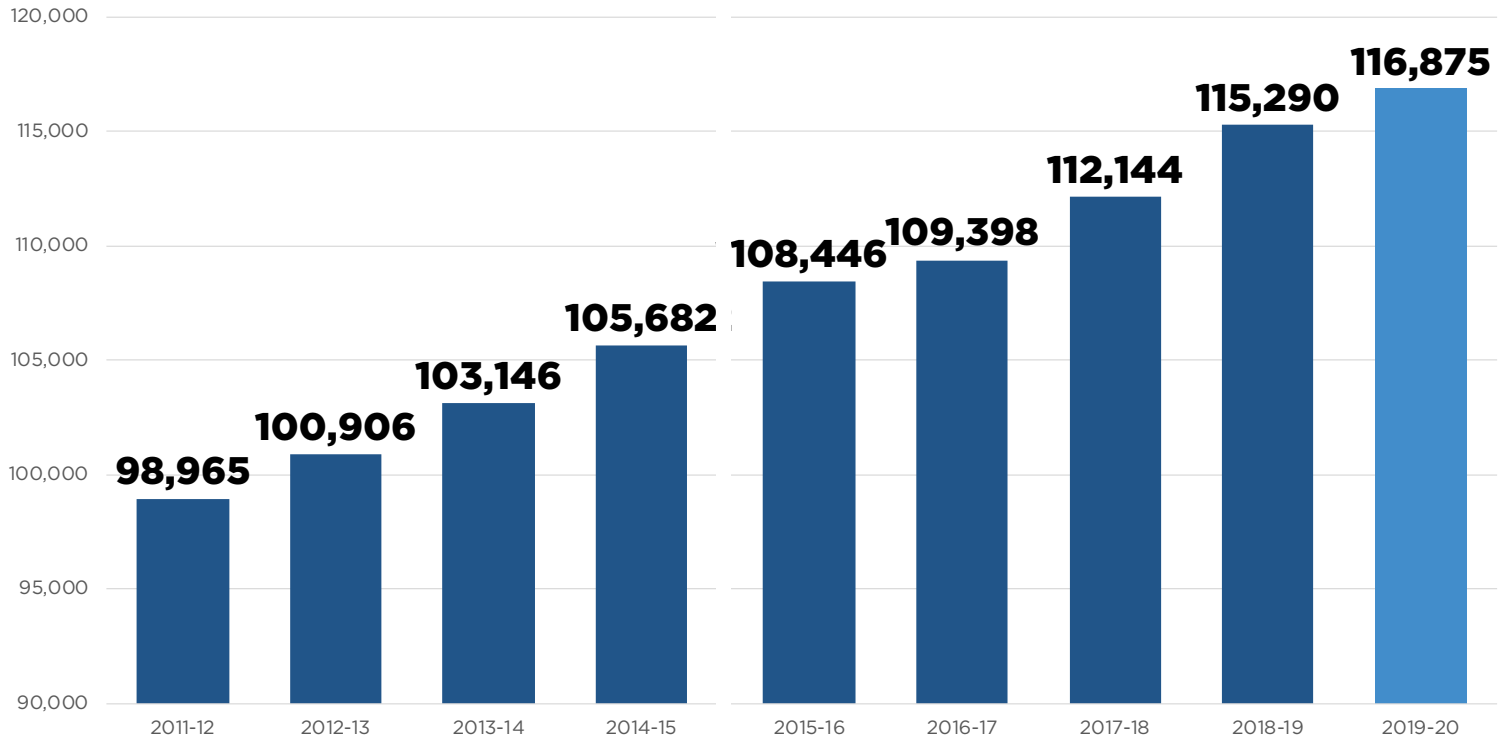
# Students Who Are English Learners



OSDE Office of Assessments (Oct. 2019)

\*Due to changes in the WIDA ACCESS assessment, fewer students were able to exit English Learner (EL) programs at the end of the 2016-17 school year.

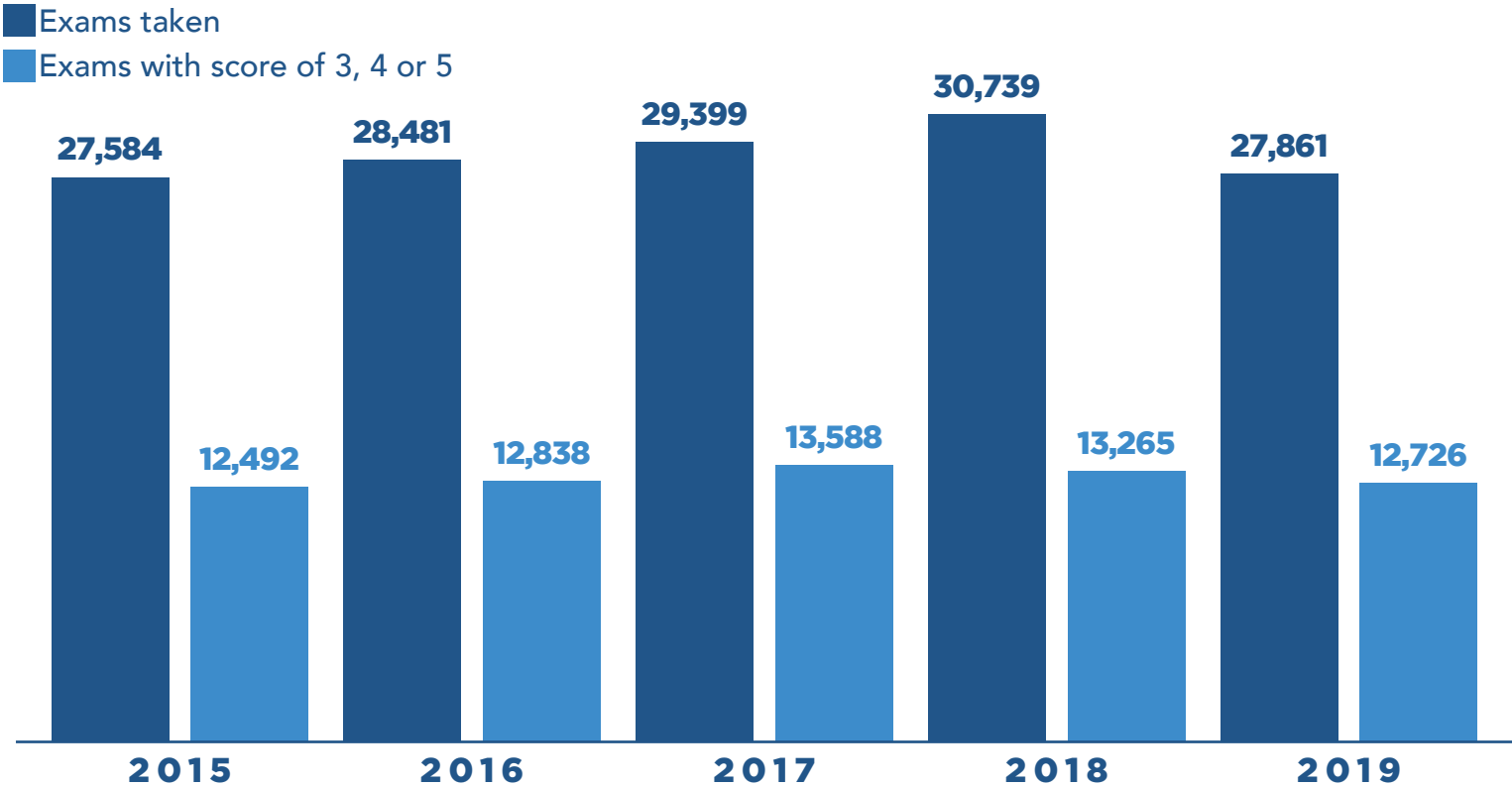
# Special Education Students



Special Education Child Count (2019-20)

# Advanced Placement (AP)

**\$13 MILLION**  
POTENTIAL SAVINGS IN DEFRAYED TUITION  
COSTS FOR OKLAHOMA FAMILIES AS A RESULT  
OF AP EXAMS TAKEN IN 2019



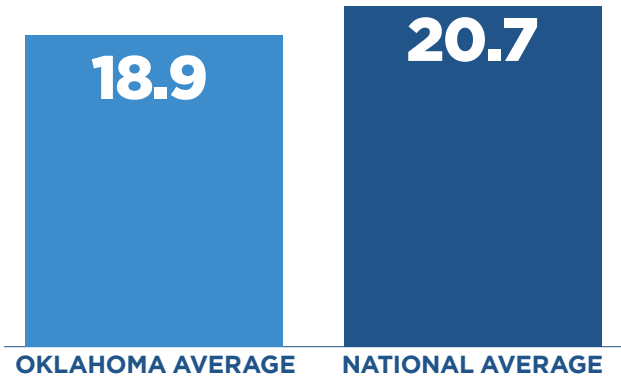
College Board (2019)

# College Entrance Exams

Since 2016, Oklahoma has provided the SAT or ACT for high school juniors at no cost to families or districts. By taking either the SAT or ACT, students are able to satisfy federal requirements for high school testing.

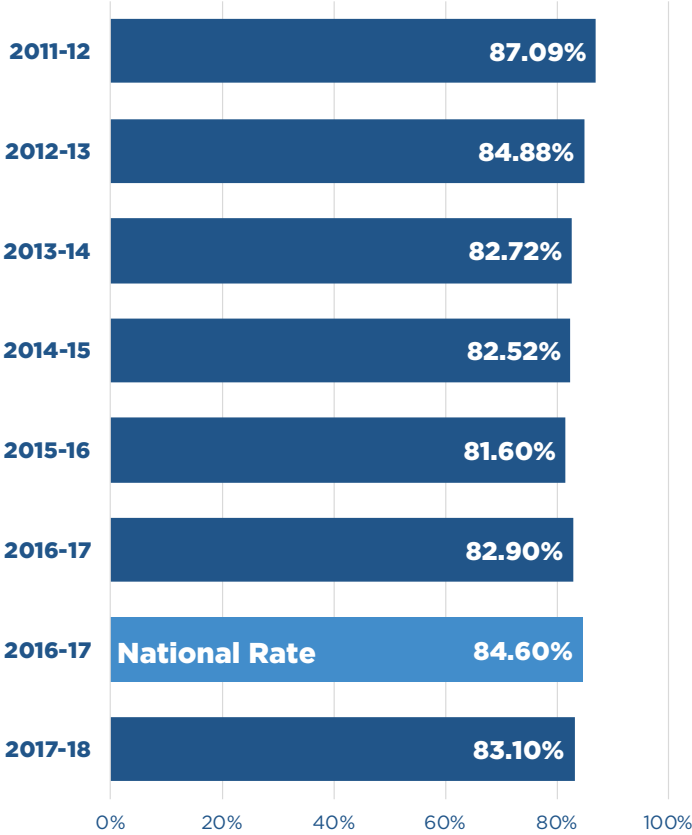
Of the 15 states with 100% participation on the ACT, **Oklahoma ranks 11th** in composite average score.

## 2019 AVERAGE ACT COMPOSITE SCORES



ACT: Average ACT Scores by State Graduating Class 2019

# Oklahoma High School Graduation Rates



OSDE Office of Accountability (2019); NCES 4-year adjusted cohort graduation rate (2018)



# Student-to-Counselor Ratio

**421-to-1**  
IN OKLAHOMA

THE AMERICAN SCHOOL COUNSELOR ASSOCIATION **RECOMMENDS A 250-TO-1** STUDENT-TO-COUNSELOR RATIO.

# Economically Disadvantaged Students

**415,289**  
OF **703,650**

STUDENTS IN OKLAHOMA ARE ECONOMICALLY DISADVANTAGED - OR 59% OF THE TOTAL STUDENT POPULATION

OSDE Office of School Personnel (2019-20);  
OSDE Office of State Aid (Oct. 2019)

# Household Demographics

OF OKLAHOMA'S **703,650** STUDENTS, A NUMBER COME FROM HOUSEHOLDS WITH DIVERSE BACKGROUNDS:

- **4,784** MILITARY
- **19,332** HOMELESS
- **3,025** FOSTER CARE
- **352** MIGRANT

# Children of Incarcerated Parents

ESTIMATED NUMBER OF OKLAHOMA CHILDREN WITH PARENTS WHO ARE OR HAVE BEEN INCARCERATED

**134,937**

OSDE Data & Information Systems (2019);  
National Survey of Children's Health (2017-18)

# Contact Us

Accountability	<b>(405) 522-5169</b>
Accreditation	<b>(405) 521-3335</b>
Alternative Education	<b>(405) 522-0276</b>
Assessment	<b>(405) 521-3341</b>
Child Nutrition	<b>(405) 521-3327</b>
Communications	<b>(405) 521-6647</b>
Instruction	<b>(405) 521-4287</b>
Special Education	<b>(405) 521-3351</b>
State Aid	<b>(405) 521-3460</b>
Teacher Certification	<b>(405) 521-3337</b>

**Oklahoma State  
Department of Education  
Oliver Hodge Building  
2500 North Lincoln Boulevard  
Oklahoma City, OK 73105**

---

**Phone: (405) 521-3301  
Fax: (405) 521-6938  
<http://sde.ok.gov/>**



# OKLAHOMA

STATE DEPARTMENT *of* EDUCATION

————— JOY HOFMEISTER —————

STATE SUPERINTENDENT *of* PUBLIC INSTRUCTION