



Oklahoma Public Schools

Fast Facts

2019-20

UPDATED OCTOBER 2019



OKLAHOMA STATE DEPARTMENT OF
EDUCATION
— CHAMPION EXCELLENCE —

Oklahoma Edge

8-Year Strategic Plan

The U.S. Department of Education approved Oklahoma's comprehensive education plan, *Oklahoma Edge*, in July 2018. The plan to meet student needs and drive progress is built on a four-pillar foundation with measurable goals.

PILLARS

- **Achieve academic success.** To ensure a high-quality public education, the OSDE will close the opportunity and achievement gap for each student in Oklahoma.
- **Build exceptional educators and schools.** The OSDE will support the recruitment, preparation and retention of highly effective teachers and leaders.
- **Create engaged communities.** The OSDE will build external capacity to provide strong academic support through family and community engagement.
- **Develop internal capacity.** The OSDE will build its internal capacity to serve the field and use data to make informed decisions.

GOALS

- Score among the top 20 highest-performing states on National Assessment of Educational Progress (NAEP) in all subjects for fourth grade and eighth grade.
- Reduce by 50 percent the need for math and English language arts remediation after high school.
- Rank among the top 10 states with the highest graduation rate for students in four-, five- and six-year cohorts.
- Ensure that 100 percent of students in grades 6 through 12 engage in useful and meaningful Individual Career Academic Planning (ICAP).
- Align early childhood education and learning foundations to ensure at least 75 percent of students are “ready to read” upon kindergarten entry.
- Increase student access to effective teachers, thereby reducing the need for emergency-certified teachers by 95 percent.

Glossary

ALTERNATIVE CERTIFICATION

A pathway to becoming a teacher for those who did not complete a teacher education program. A college-credit course in classroom management and pedagogical principles is required during the initial certification.

AVERAGE DAILY ATTENDANCE (ADA)

Total days of student attendance divided by total days of instruction.

AVERAGE DAILY MEMBERSHIP (ADM)

An average number of students taken twice a year to arrive at a student population. This is calculated by dividing the sum of enrolled students' total days present and days absent by the number of days taught. The First-Quarter Statistical Report is completed after the first nine weeks, and the Annual Statistical Report is completed after the school year.

COMMUNITY ELIGIBILITY PROVISION (CEP)

A meal service option for low-income areas that allows schools to serve breakfast and lunch to all enrolled students at no cost without collecting household applications.

ECONOMICALLY DISADVANTAGED STUDENT

Any student eligible for federally funded free and reduced-price meal programs.

EMERGENCY CERTIFICATION

A teaching certificate issued on an emergency basis for one year to someone who has not yet met the certification qualifications of a state-approved program. Districts may request emergency certification for a specific candidate only after exhausting every option to find an appropriately certified person for the open position.

ENROLLMENT

A count of students enrolled in a school on October 1.

FINANCIAL SUPPORT OF SCHOOLS

The primary allocation of state funds appropriated by the Legislature to schools. Also known as the state aid funding formula, this allocation distributes money to districts based on their Weighted Average Daily Membership (WADM) and accounts for other funding the district may receive, including property taxes and other state-dedicated revenue such as gross production tax and school land earnings. The goal of the formula is to provide equity across all schools, regardless of socio-economic status or proportion of students with special needs.

INDIVIDUAL CAREER ACADEMIC PLANNING (ICAP)

A multi-year process to guide students as they explore their own career and academic opportunities. ICAP identifies student interests, skills, secondary/postsecondary coursework, certificates, credentials, degrees and workforce experiences that help chart the progress needed to prepare students for college and career. Since the 2017-18 school year, 74 districts and 134 schools have piloted the ICAP program, which will be required for all ninth-graders in 2019-20.

INDIVIDUALIZED EDUCATION PROGRAM (IEP)

A written document developed collaboratively by parents and school personnel that outlines the special education program for a student with a disability. This document is developed, reviewed and revised at an IEP meeting at least annually and required by the federal Individuals with Disabilities Education Act (IDEA).

INSTRUCTIONAL STAFF

In NEA's annual ranking of educator compensation, instructional staff refers to all staff members with teacher certification other than district superintendents.

SCHOOL CALENDAR HOURS REQUIREMENT

Districts must provide at least 180 six-hour days or 1,080 hours of instruction per school year. They may suspend school days or hours as long as those hours are made up by the end of the year.

STATE AID FUNDING

See *Financial Support of Schools* on previous page.

SUPPORT OF TEACHERS AND STUDENTS

Provides line-item support for an array of initiatives separate from the State Aid Funding Formula. This allocation supports initiatives including alternative education, professional development, Advanced Placement teacher training and fee assistance, Reading Sufficiency and Sooner Start.

TEACHER

Per statute, any person who is employed to serve as district superintendent, principal, supervisor, counselor, librarian, school nurse or classroom teacher or in any other instructional, supervisory or administrative capacity.

WEIGHTED AVERAGE DAILY MEMBERSHIP (WADM)

The ADM adjusted to reflect the weights of individual students. Students are assigned a greater weight if they belong to a student group that requires additional educational services, such as students with disabilities. WADM determines funding allocations to the district.

School Structure

TRADITIONAL DISTRICTS 512

TRADITIONAL SCHOOLS 1,802

CHARTER DISTRICTS 26

VIRTUAL CHARTER SCHOOLS 4

**ELEMENTARY
SCHOOLS**

988

**MIDDLE SCHOOLS/
JUNIOR HIGHS**

301

**HIGH
SCHOOLS**

452

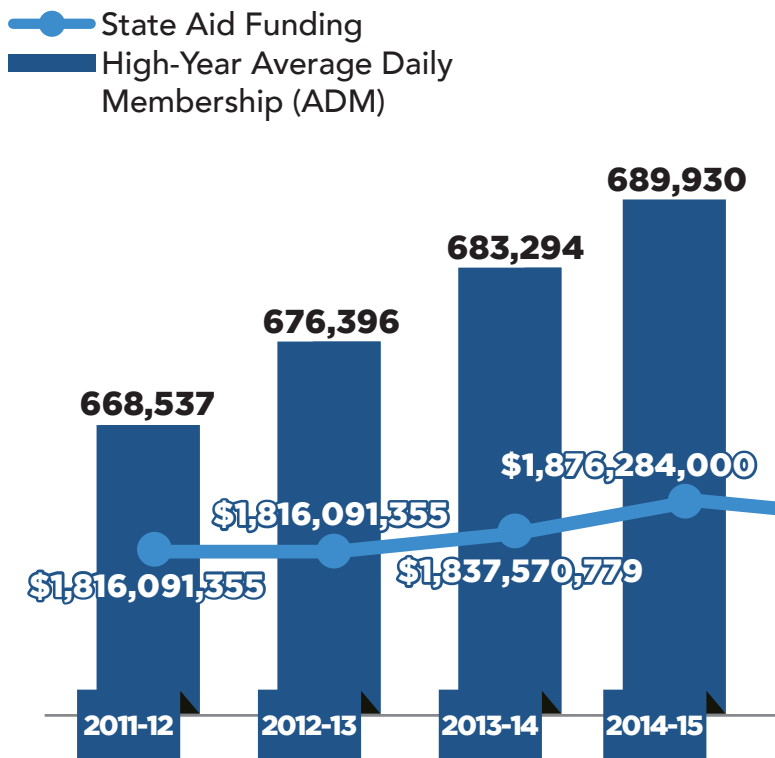
**ELEMENTARY
DISTRICTS**

95

**DISTRICTS ON A
4-DAY SCHOOL WEEK**

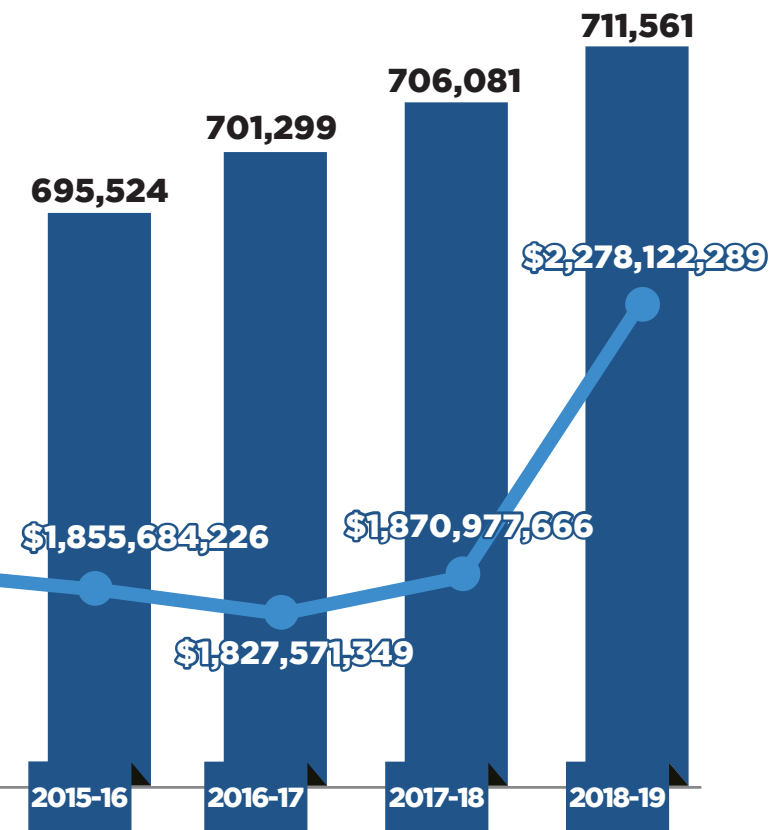
92

Student Population and State Aid Formula Funding

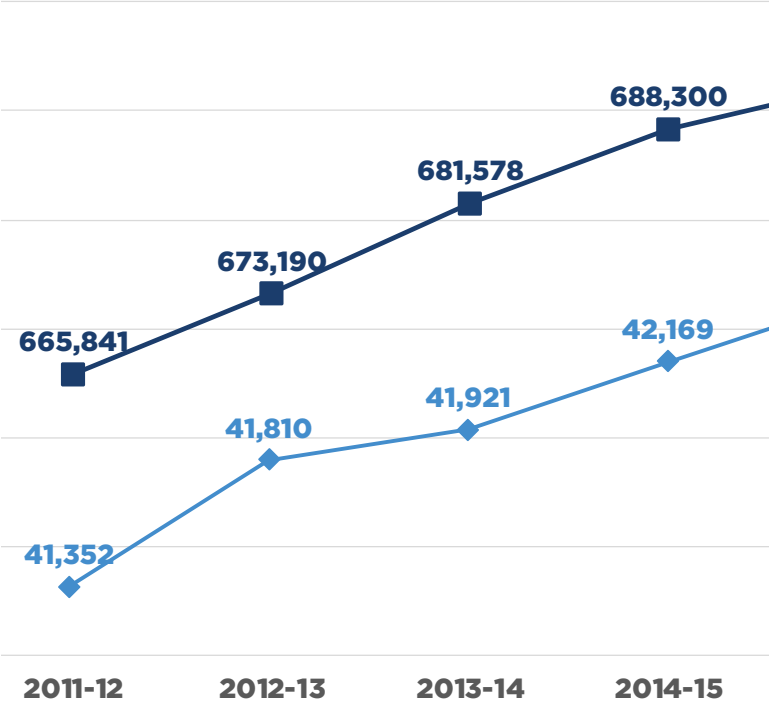


OSDE Office of Accreditation (October 2018); OSDE Office of State Aid (2018); NCES Revenues and Expenditures for Public Elementary and Secondary Education: School Year 2014-15 (Jan. 2018)

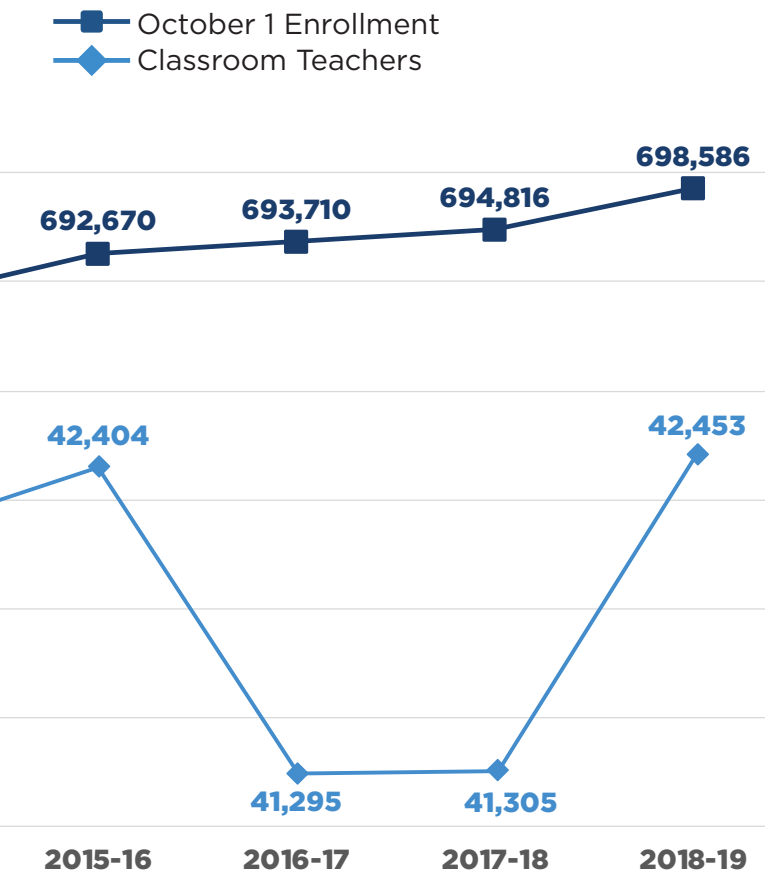
OKLAHOMA RANKS **48TH** IN THE U.S. FOR PER-PUPIL SPENDING, AVERAGING **\$8,075** PER STUDENT. THE NATIONAL AVERAGE IS **\$11,454**.



Teacher and Student Count



OSDE Office of Accreditation; OSDE Office of School Personnel



Teacher Compensation*

**Oklahoma
Average***

\$53,600

\$36,601

Oklahoma minimum
starting salary

\$39,381

Oklahoma minimum
starting salary with
doctorate

**Regional
Average**

\$50,913

**National
Average**

\$60,477

*NEA guidelines require states to include any benefit that is part of an IRS Section 125 plan in compensation calculations. Oklahoma's average includes Flex Benefits Allowance (FBA) and district-paid retirement, if applicable.
NEA Ranking of the States 2018 and Estimates of School Statistics 2019.

Compensation Averages by State**

\$53,600

OK

\$53,334



\$52,701

CO

\$50,544

AR

\$49,754

KS

\$49,304

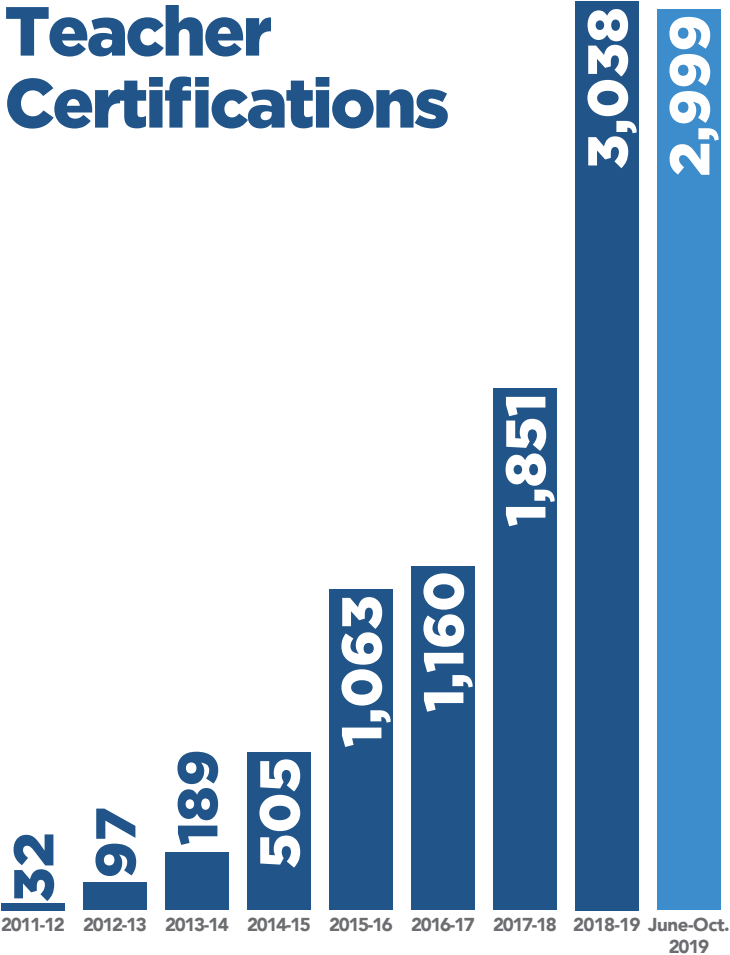
MO

\$47,152

NM

**Based on NEA average salaries for public school teachers for 2017-18.
Adjusted for 2019 Oklahoma teacher pay raise.

Emergency Teacher Certifications



OSDE Office of Teacher Certification

Emergency Certificates by Subject Area

502 Elementary education (Grades 1-8)

318 Early childhood (Grades PK-3)

114 Biological sciences (Grades 5-12)

112 Intermediate mathematics (Grades 5-12)

107 English language arts (Grades 5-12)

95 Physical education (Grades PK-12)

89 School counselor (Grades PK-12)

Shared and Co-oped District Services

375 districts share school services

130+ districts share treasurer services

22 districts share superintendent services

24+ districts are co-oping sports

76 districts are co-oping educational services (special education, alternative education, counseling, professional learning, etc.)

OSDE Office of School Personnel (2018); Oklahoma State School Boards Association (2018); OSDE Office of Teacher Certification (2017-18)

Largest Districts

by Student Enrollment

- 1 OKLAHOMA CITY | 44,138**
- 2 TULSA | 39,056**
- 3 EDMOND | 25,281**
- 4 MOORE | 24,638**
- 5 PUTNAM CITY | 19,419**
- 6 BROKEN ARROW | 19,070**
- 7 NORMAN | 16,085**
- 8 UNION | 15,773**
- 9 MIDWEST CITY-DEL CITY | 14,097**
- 10 LAWTON | 13,799**

One-to-One Technology

**DISTRICTS WITH A ONE-TO-ONE PROGRAM
IN WHICH AT LEAST ONE GRADE AT ONE
SCHOOL HAS AN INTERNET-CONNECTED
DEVICE FOR EACH STUDENT**

163



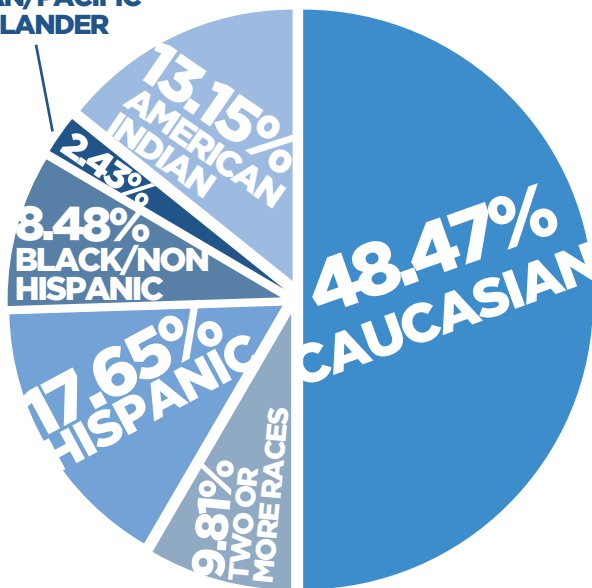
**DISTRICTS WITH INTERNET-CONNECTED
DEVICES FOR ALL GRADES**

22



Student Enrollment by Race/Ethnicity

ASIAN/PACIFIC
ISLANDER



Students' Home Languages

605,374 ENGLISH

75,817 SPANISH

17,539 OTHER

OSDE Office of Accreditation; OSDE Data & Information Systems (October 2018)

Pre-Kindergarten

**NUMBER OF QUALITY STANDARDS
BENCHMARKS MET BY OKLAHOMA'S
PUBLIC PRE-K PROGRAM**

9 of 10

**PERCENTAGE OF 4-YEAR-OLDS ENROLLED
IN PUBLIC PRE-K PROGRAMS**

OKLAHOMA 74%

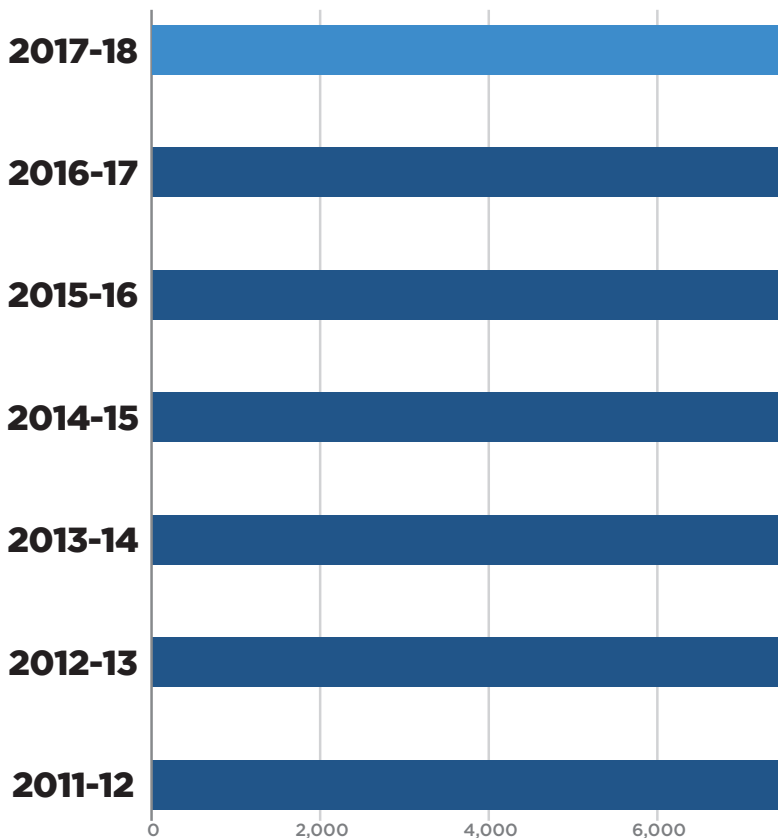
NATION 33%

**PERCENTAGE OF OKLAHOMA DISTRICTS
WITH A PUBLIC PRE-K PROGRAM**

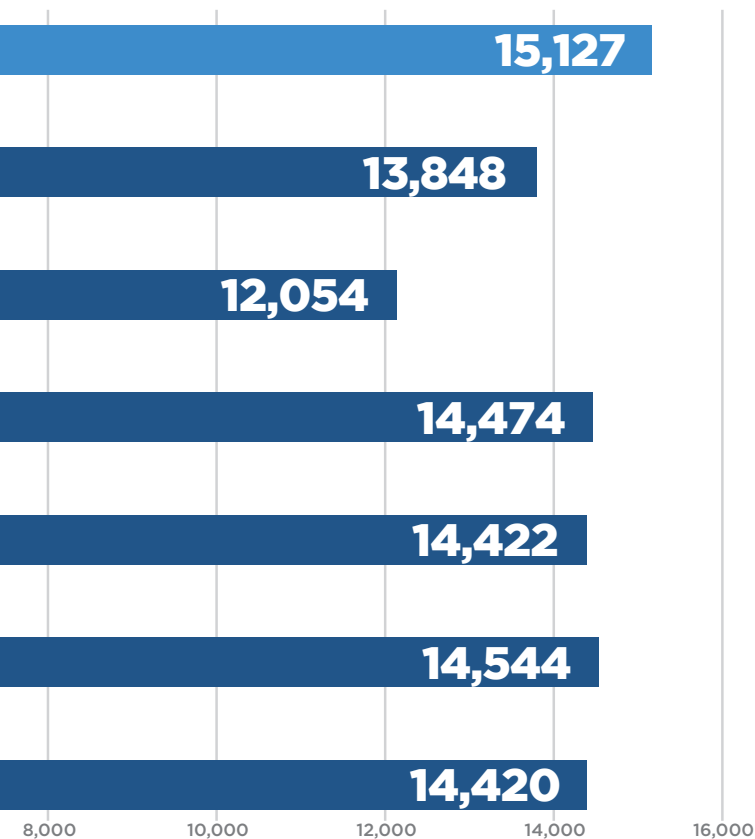
99%

NIEER State of Preschool Report (2018); OSDE Office of Curriculum & Instruction (2018)

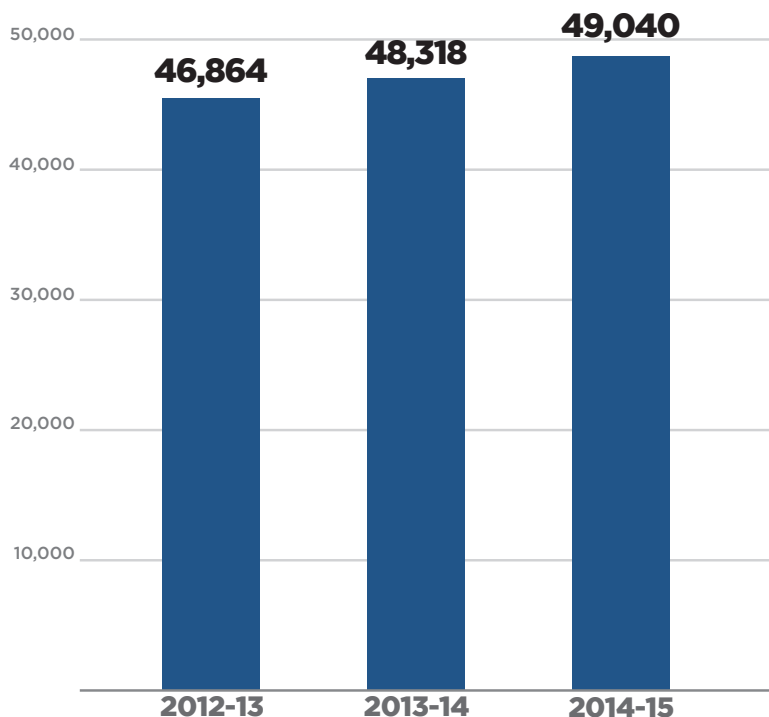
Alternative Education Students



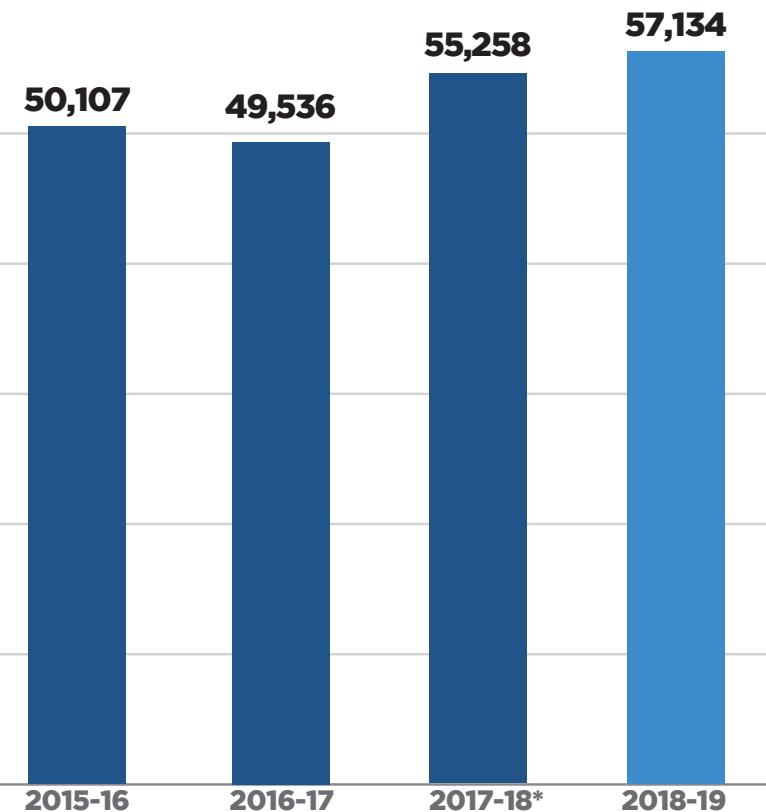
Self-Reports on District-Wide Student Needs Assessment (August 2018)



Students Who Are English Learners

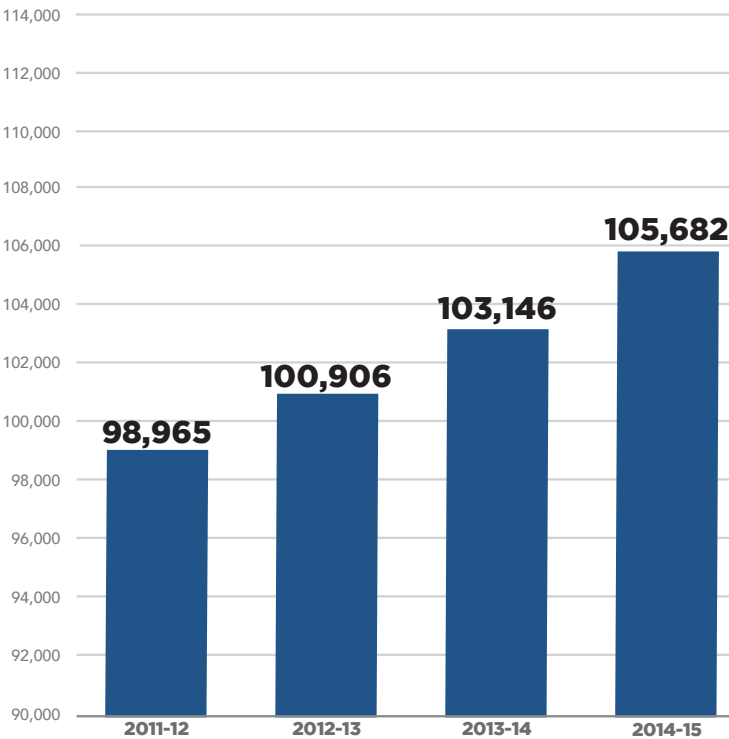


OSDE Office of Assessments (October 2018)

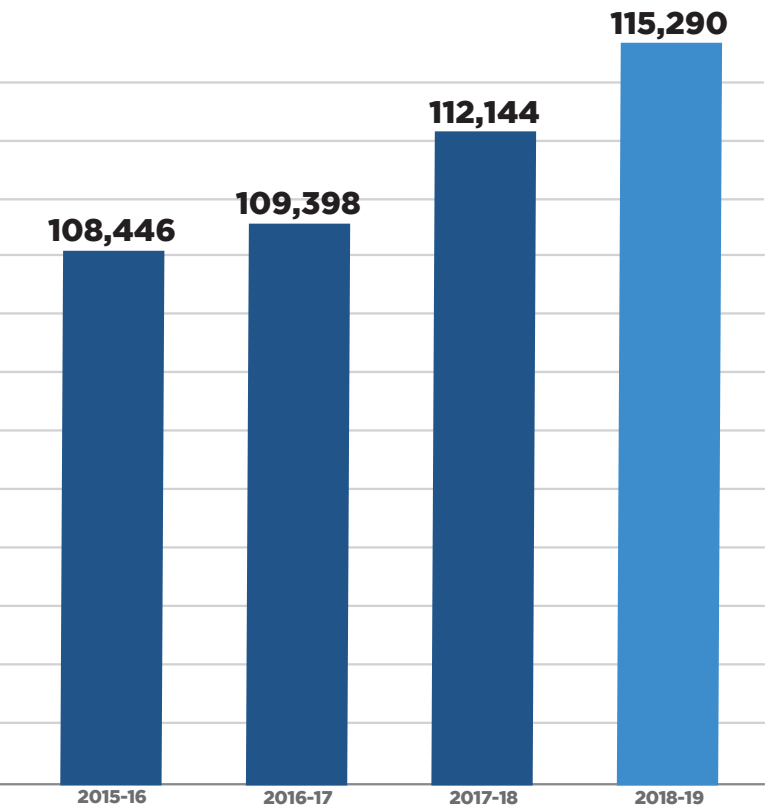


*Due to changes in the WIDA ACCESS assessment, fewer students were able to exit English Learner (EL) programs at the end of the 2016-17 school year.

Special Education Students

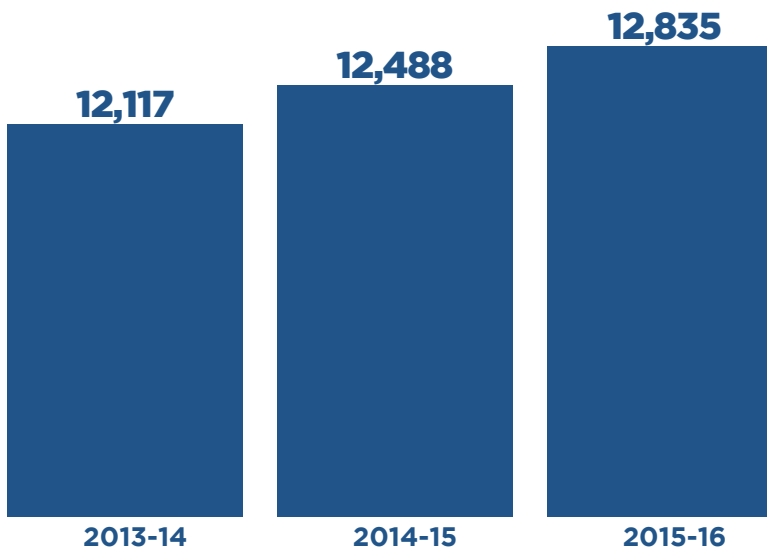


Special Education Child Count (2018-19)



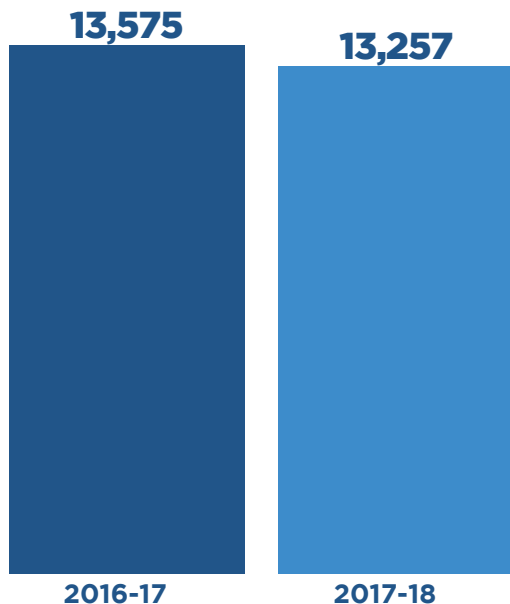
Advanced Placement (AP)

AP EXAMS WITH SCORES OF 3, 4 OR 5



College Board (2018)

6.5% INCREASE IN NUMBER OF GRADUATES WHO TOOK AN AP EXAM DURING HIGH SCHOOL BETWEEN 2017 AND 2018

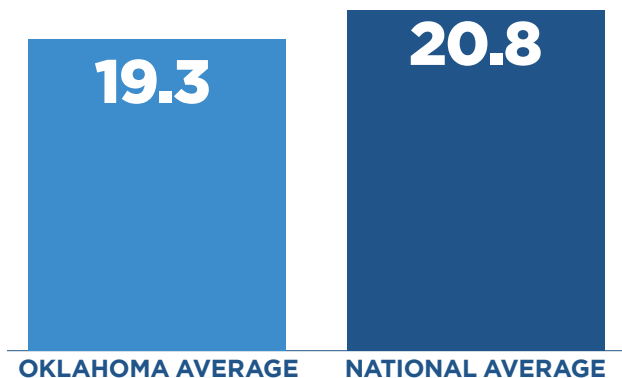


College Entrance Exams

Since 2016, Oklahoma has provided the SAT or ACT for high school juniors at no cost to families or districts. By taking either the SAT or ACT, students are able to satisfy federal requirements for high school testing.

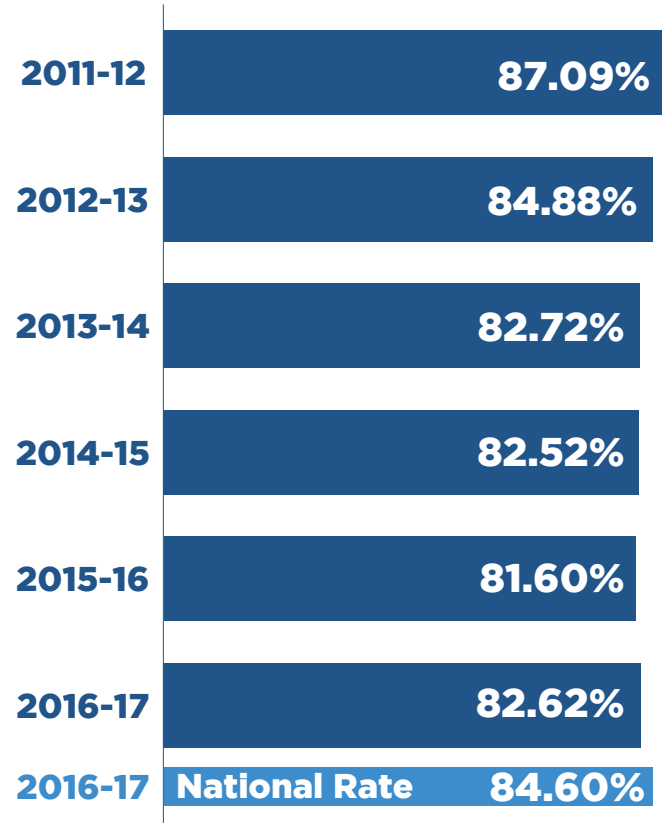
Of the 17 states with 100 percent participation on the ACT, **Oklahoma ranks 11th** in composite average score.

2018 AVERAGE ACT COMPOSITE SCORES



ACT: Average ACT Scores by State Graduating Class 2018

Oklahoma High School Graduation Rates



OSDE Office of Accountability (2018); NCES 4-year adjusted cohort graduation rate

Counselor-to-Student Ratio

435-to-1

IN OKLAHOMA

THE AMERICAN SCHOOL COUNSELOR ASSOCIATION **RECOMMENDS A 250-TO-1** STUDENT-TO-COUNSELOR RATIO.

Economically Disadvantaged Students

419,680 OF 695,298

STUDENTS IN OKLAHOMA ARE ECONOMICALLY DISADVANTAGED – OR 60% OF THE TOTAL STUDENT POPULATION

NACAC and ASCA State-by-State Student-to-Counselor Ratio Report (2015); OSDE Office of State Aid (October 2018)

Household Demographics

OF OKLAHOMA'S NEARLY **700,000** STUDENTS, A NUMBER COME FROM HOUSEHOLDS WITH DIVERSE BACKGROUNDS:

- **5,075** MILITARY
- **16,871** HOMELESS
- **2,954** FOSTER CARE
- **394** MIGRANT

Children of Incarcerated Parents

APPROXIMATE NUMBER OF OKLAHOMA CHILDREN WITH PARENTS WHO ARE OR HAVE BEEN INCARCERATED

108,000

OSDE Data & Information Systems (2018); The Annie E. Casey Foundation, Kids Count Data Center (2016)

Contact Us

Accountability	(405) 522-5169
Accreditation	(405) 521-3335
Alternative Education	(405) 522-0276
Assessment	(405) 521-3341
Child Nutrition	(405) 521-3327
Communications	(405) 521-6647
Instruction	(405) 521-4287
Special Education	(405) 521-3351
State Aid	(405) 521-3460
Teacher Certification	(405) 521-3337

**Oklahoma State
Department of Education
Oliver Hodge Building
2500 North Lincoln Boulevard
Oklahoma City, OK 73105**

**Phone: (405) 521-3301
Fax: (405) 521-6938
<http://sde.ok.gov/>**



OKLAHOMA

STATE DEPARTMENT *of* EDUCATION

———— JOY HOFMEISTER ————

STATE SUPERINTENDENT *of* PUBLIC INSTRUCTION