



OKLAHOMA
Education

State Testing Number (STN) System

State Testing Number (STN) User Guide

Contents



OKLAHOMA
Education

State Testing Number System

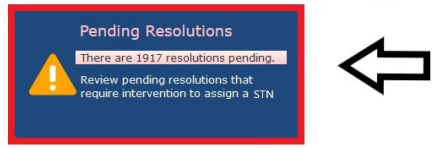
Accessing the STN Wizard	3
Welcome to STN Wizard	3
Resolving Pending Conflicts	3
Creating A New STN	6
Navigating the Application	7
Frequently Asked Questions	8

Accessing State Testing Number System

To access this application login to Single Sign-On (<https://sdeweb01.sde.ok.gov/SSO2/Signin.aspx>). Once you have logged in locate the application titled “Oklahoma Student Testing Number (STN) System”

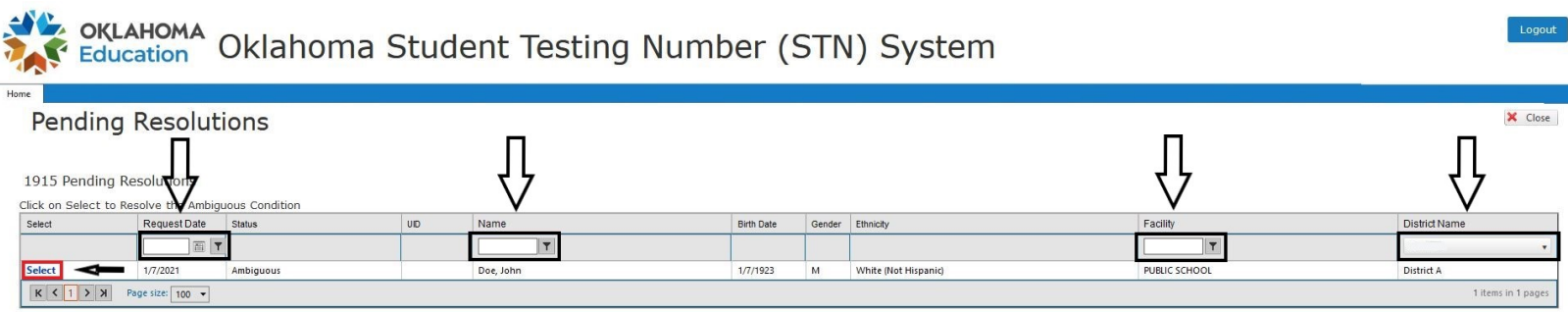
Welcome to the State Testing Number System

Once you have accessed the State Testing Number System click on the “Pending Resolutions” button located at the center-left of the screen.



Resolving Pending Conflicts

From this screen, you will view the students that currently have pending conflicts that need to be resolved. Locate a student from this screen and click on “Select” on the left-hand side of the student information. You may sort this information by either the “Requested Date”, “Name”, “Facility”, and “District Name”.



This will provide selected information with any possible matches that could be associated with the student. From here you will confirm if the matches are the same student, if not you begin the process to create a new STN for the selected student. By clicking “Select” then confirm the information before clicking on “Use This STN” on the confirmation popup.

Submitted Request

RequestDate	8/5/2020
Last Name	DOE
First Name	JOHN
Middle Name	
DOB	7/23/1923
Gender	Male
Race	White (Not Hispanic)
State Of Birth	OK
Contact Last Name	
Contact First Name	
Alias First Name	
Alias Last Name	
Local Id	990056
Country Of Birth	US
School Id	23K009245
StuPersonal RefId	EF2B060A-7A79-4E4A-BCED-A4002DD3A2D5

Possible Matching Records

Please review the possible matches below. If one of the possible matches is the desired ID click **Select**. If none of the possible matches is correct click the button to create a new ID for the requested record.

Action	Score	STN	Full Name	DOB	Gender	Race	Facility
Select	79.49 %	9154868459	DOE, JOHN	7/23/1923	M	White (Not Hispanic)	HIGH SCHOOL

Continue and Create a NEW UID

(Matching Records)

CONFIRM STN 9154868459

Please verify the selected UID record is to be used for the resolution of the possible match condition.

Attribute	Request Data	Existing UID Record
STN	Requested	9154868459
Full Name	DOE, JOHN	DOE, JOHN
Last Name	DOE	DOE
First Name	JOHN	JOHN
Middle Name		
DOB	7/23/1923	7/23/1923
Gender	Male	Male
Race	White (Not Hispanic)	White (Not Hispanic)
State Of Birth	OK	OK
Contact Last Name		
Contact First Name		
Alias First Name		
Alias Last Name		
Local Id	990056	99056
Country Of Birth	US	US
School Id	23K009245	23K009245
StuPersonal RefId	EF2B060A-7A79-4E4A-BCED-A4002DD3A2D5	737EE256-EE84-447D-9308-612E55B83EDF

Use This STN
 Use This STN And Alias
 Cancel

(Confirmation Screen)

You will need to confirm the use of the STN on the next popup. Clicking "Yes" will update the information while clicking "No" will return you to the confirmation screen.

?

Are you sure you want to use this STN?

Yes
 No

If the student has had a legal name change and the information matches, then you would select “Use This STN and Alias” for the selected student.

CONFIRM STN 9154868459

Please verify the selected UID record is to be used for the resolution of the possible match condition.

Attribute	Request Data	Existing UID Record
STN	Requested	9154868459
Full Name	DOE, JOHN	DOE, JONATHAN
Last Name	JOHN	JONATHAN
First Name	DOE	DOE
Middle Name		
DOB	7/23/1923	7/23/1923
Gender	Male	Male
Race	White (Not Hispanic)	White (Not Hispanic)
State Of Birth	OK	OK
Contact Last Name		
Contact First Name		
Alias First Name		
Alias Last Name		
Local Id	990056	990056
Country Of Birth	US	US
School Id	23K009245	47J029523
StuPersonal Refid	EF2B060A-7A79-4E4A-BCED-A4002DD3A2D5	737EE256-EE84-447D-9308-612E55BB3EDF

Use This STN Use This STN And Alias Cancel

Like the previous process, you will need to confirm to use the alias. Clicking “Yes” will accept the information, while clicking “No” will return to the confirmation screen.

?

Are you sure you want to alias this record?

Yes No

If for any reason you have used the STN of an incorrect student or the student has multiple matches and are unsure of which is correct. Please reach out to the Office of Student Information. Information can be located in the “Frequently Asked Questions” section located [HERE](#).

Creating A New STN

If the student that populates does not match the information of the requested student a new STN will need to be created.

Submitted Request

RequestDate	8/5/2020
Last Name	DOE
First Name	JOHN
Middle Name	
DOB	7/23/1923
Gender	Male
Race	White (Not Hispanic)
State Of Birth	OK
Contact Last Name	
Contact First Name	
Alias First Name	
Alias Last Name	
Local Id	990056
Country Of Birth	US
School Id	23K009245
StuPersonal RefId	EF2B060A-7A79-4E4A-BCED-A4002DD3A2D5

Possible Matching Records

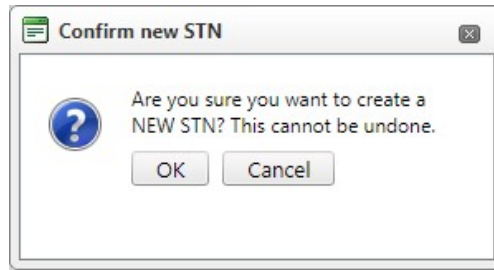
Please review the possible matches below. If one of the possible matches is the desired ID click **Select**. If none of the possible matches is correct click the button to create a new ID for the requested record.

Action	Score	STN	Full Name	DOB	Gender	Race	Facility
Select	75.49 %	7587179640	DOAN, JAMES	7/16/1924	M	White (Not Hispanic)	HIGH SCHOOL

Continue and Create a NEW STN



This will populate a confirmation before you may continue. Clicking “OK” will create a new STN for the student. Clicking “Cancel” will return you to the screen above.



Once you hit “OK” you will receive a confirmation of the new STN that was created.

UID Resolution Back to List

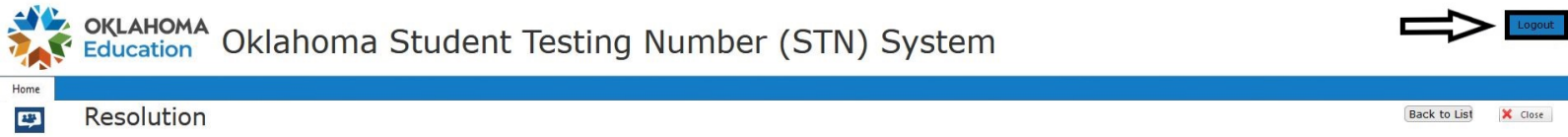
✓ **SUCCESSFUL RESOLUTION** Master Record Details

 TEST, STUDENT OSDE submitted on 8/9/2020 has been resolved to STN: 1001234567

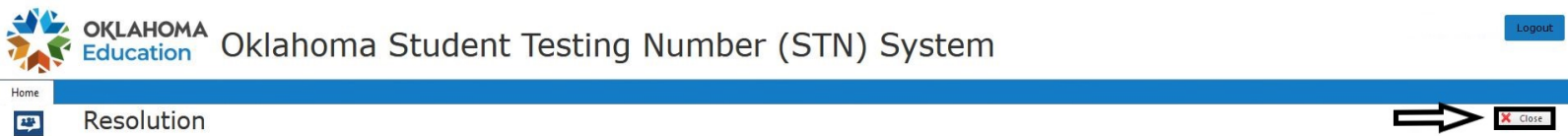
Navigating the Application

In the top right of the screen, there are several options to choose from logout, close, and back.

When clicking “Logout” this will return you to Single Sign-on.



When clicking “X Close” this will return you to the homepage of the application.



When you have selected a student and are finished with assigning an STN from the possible matching, clicking on “Back to List” will return you to the full list of students that need resolutions.



Frequently Asked Questions

What is the State Testing Number (STN) System?

The State Testing Number System is an application viewable throughout the year and is used to resolve issues with a student's state testing number (STN). Students in this application do not automatically meet the criteria for the creation of a new STN or the use of an existing STN.

How are the STNs assigned?

STNs are assigned when a student enrolls in an accredited public school in Oklahoma. Once their enrollment information is entered into a local student information system (SIS) it is compiled into a record and sent to the Wave. If the Wave receives the student's record without error and that record includes all required data points used for matching, then it will automatically go through the STN Assignment Process, which attempts to match the submitted student's record to an existing record with an STN.

Each record is given a score and if all possible matches to an existing student's record are below 75% then a new STN will be assigned to the student. If the submitted student's record matches between 99-100% to another record with an existing STN then the student will receive their old STN. If matches are between 98% - 75% then the student's record is sent to the STN System.

For a visual explanation of the STN Assignment process, view the link below:

<https://sde.ok.gov/sites/default/files/documents/files/STN%20Assignment%20Process.pdf>

How is the State Testing Number System populated?

The State Testing Number System is a **current** view of the students that do not have an STN assigned to them by OSDE and have between a 99% - 75% match to an existing student's record after going through the STN Assignment Process. These students could not have their records updated automatically to assign a new or existing STN.

What are the possible issues that could stop an STN from being assigned?

Any issues that appear related to First Name, Middle Name, Last Name, Date of Birth, Race, Ethnicity, and Gender in the Data Validation Wizard in the Wave. Any issues appearing in the Data Validation Wizard will be corrected in the local SIS. If the update is not sent automatically from the SIS, typically the Wave will receive updates for student demographic information within 24 hours. The current data request schedule can be here:

https://sde.ok.gov/sites/default/files/documents/files/QuickGuide_RequestSchedule%28Plain%20English%29_1.pdf

If you have issues updating information in your local SIS, contact your vendor as the Oklahoma State Department of Education (OSDE) is not familiar with the technicalities in your system.

Should I resolve to an old STN or assign them a new one?

If the student was previously educated in an Oklahoma public school they were most likely assigned an STN via a previous enrollment. These students should always be resolved to an existing STN. If this information was not provided via a records request, contacting the previous district **before resolving or creating a new STN** to ensure the Student's STN stays consistent between districts. If you cannot do this, contact the Office of Data and Information Systems.

Students that have been homeschooled, transferred from out of state, or have **never** attended an Oklahoma Public School may need an STN created. Ensure that there was no enrollment for the student in an Oklahoma public school **before** creating a new STN.

The only scenario that would cause a student who previously attended Oklahoma public school to have a new STN created is via a court-ordered requirement to disassociate information. If you have any questions, contact the Office of Data and Information Systems at (405)-521-3020 or studentdatainfo@sde.ok.gov.

[What if I have an STN in my SIS but the student still shows on the STN System?](#)

STNs must be assigned by OSDE. If a student appears in the STN System that means their current demographic record does not have a state assigned STN. It is possible that the STN may be in your SIS from a previous record, or if your district recently switched SIS vendors, an import of data.

If the matches in the State Testing Number System do not match the STN in your SIS please contact the Office of Data and Information Systems at (405)-521-3020 or studentdatainfo@sde.ok.gov.

[What if I have an STN in from a records request but none of the matches has that STN?](#)

Leave the student in the State Testing Number System and contact the Office of Data and Information Systems at (405)-521-3020 or studentdatainfo@sde.ok.gov. Please ensure that you have the STN from the records request available.