



Overview


Welcome!

I'm very happy to share this online community with you – our talented and hard-working 21st Century afterschool professionals. We've developed this entire website based on what you're telling us you need to create engaging afterschool programs. You for Youth (Y4Y) will help you connect and share resources with your colleagues, provide professional development and technical assistance opportunities, and offer tools for improving your program practices.

Thank you for joining us!

Dr. Sylvia Lyles

Director, Office of Academic Improvement Programs
U.S. Department of Education
Office of Elementary and Secondary Education



Online Professional Learning and Technical Assistance for 21st Century Community Learning Centers



Summer Learning

Plan for an impactful experience using key strategies to help you effectively design your summer learning program to fit your students' needs.



Citizen Science

Explore how citizen science fits into out-of-school time learning, how to select citizen science activities, and how to implement a citizen science project.



STEM

Incorporate science, technology, engineering and mathematics (STEM) into your 21st CCLC environment, build a STEM team and see examples of STEM projects in action.



College and Career Readiness

Use existing activities to build and reinforce skills, work with stakeholders to strengthen your program, tap into various funding sources, and help families become more informed.



Literacy

Building critical literacy skills is important in college, career and life. Explore a wide range of strategies for developing and reinforcing literacy skills in your 21st CCLC program.



Family Engagement

Generate better results for students by forging strong links and constructive relationships with students' families.



Strengthening Partnerships

Add depth to your program by identifying your needs, selecting partners, establishing a common vision, and using data to improve your program and partnerships.



Aligning With the School Day

Learn about key concepts such as building a shared vision for learning, coordinating curriculum and supporting partnerships with school-day staff in 21st CCLC.



Project-Based Learning

Learn how to facilitate projects, get students collaborating to take charge of learning, and help young people make a difference by implementing a student-directed learning strategy.





Where Do I Start?

Online Professional Learning

Courses: Each course has three subsections: Introduction (basic information on the topic), Implementation Strategies (practical guidance) and Coaching My Staff (techniques to help staff implement promising practices).

Train Your Staff: The Train Your Staff section provides training materials including Trainings to Go (with customizable PowerPoint presentations and handouts); Training Starters (outlines and tips for designing your own trainings); and other tools for planning, implementing and assessing program activities.

Y4Y Click & Go: Get quick answers, plus targeted tools and strategies, to help your program aim high, align with program goals, and administer for success. These compact sets of professional learning resources include mini-lessons, podcasts and practical tools on high-interest topics.

Y4Y Webinars: Build on what you've learned on the Y4Y web portal by participating in live webinars and online discussions with experts on issues that matter to you and your staff.

Virtual and In-Person Technical Assistance

These 1- to 1.5-hour sessions are tailored to meet the needs of the requesting state. If you are a 21st CCLC program and are interested in free Y4Y technical assistance, please talk to your State Coordinator.

Training Topics:

- Aligning With the School Day
- Project-Based Learning
- STEM
- Citizen Science
- College and Career Readiness
- Family Engagement
- Strengthening Partnerships
- Literacy
- Drug and Alcohol Prevention
- Civic Learning and Engagement

Program Resources

Here, you'll find downloadable, customizable tools organized by course, hundreds of external links, and more.

Tools: Find ready-to-use and customizable tools for each course that can assist you in learning, planning and implementing, assessing and reflecting, and training.

Learn More Library: Visit the Learn More Library within each topic area to find links to numerous external resources, including videos, lesson plans, publications and more.



This resource is in the public domain. Authorization to reproduce it in whole or part is granted. This resource was funded by the U.S. Department of Education in 2017 under contract number ED-ESE-14-D-0008. The views expressed here are not necessarily those of the Department. Learn more about professional development planning and 21st CCLC learning at <https://y4y.ed.gov>.

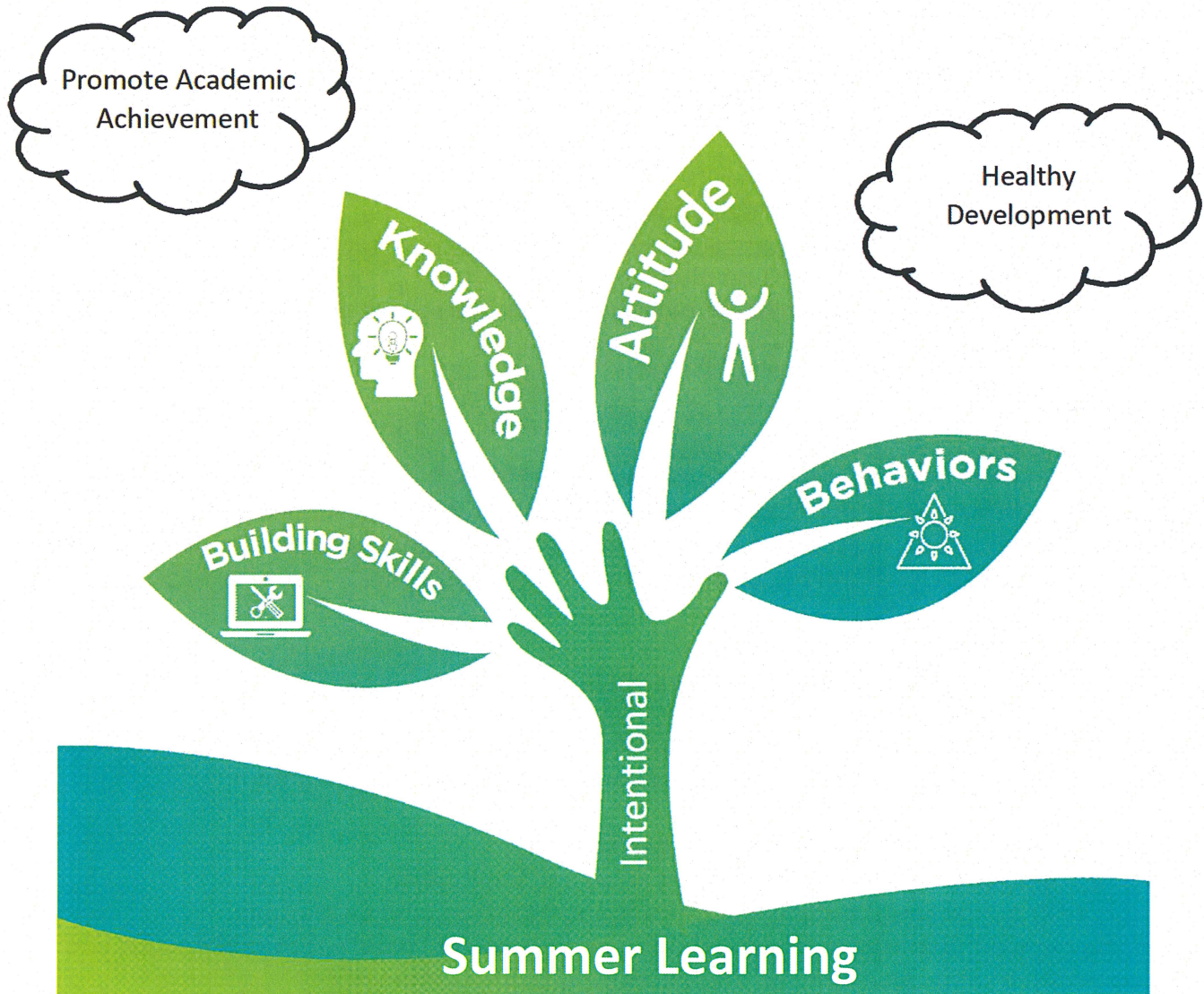




Summer Learning

When you enter the Y4Y portal, you'll find a menu of options for online professional learning. The topic-focused experiences and tools can help you work alone or with your colleagues in 21st CCLC and other out-of-school time settings. You build skills and knowledge that get your students actively engaged in experiences that build *their* skills and knowledge — and everyone has fun!

To deepen your knowledge around developing a high-quality summer learning program, take the interactive online course. This diagram provides a visual overview of the content.



Go to <http://y4y.ed.gov/> and select Courses > Summer Learning under the Learn tab, then go to the Introduction section. Or, scan this code and jump in!





Summer Learning

This sheet highlights free You for Youth (Y4Y) resources that can help you intentionally design a summer learning program through activities, partnerships and family involvement. To download these resources, go to <https://y4y.ed.gov/> and click on Course Tools › Summer Learning under the Resources tab.

Summer Learning Research Brief

<https://y4y.ed.gov/tools/summer-learning-research-brief>

Resources › Course Tools › Summer Learning › Learn

Preventing summer learning loss is important because it affects nearly all students to some degree. Read our Summer Learning Research Brief to learn more about high-quality 21st Century Community Learning Centers (21st CCLC) summer programs and their promise for helping to close achievement gaps.

Conducting a Summer Learning Program Needs Assessment

<https://y4y.ed.gov/tools/conducting-a-summer-learning-program-needs-assessment>

Resources › Course Tools › Summer Learning › Asses and Reflect

Conduct a thorough needs assessment by recording needs and setting priorities for your summer learning program using this tool.

Observation Checklist

<https://y4y.ed.gov/tools/observation-checklist>

Resources › Course Tools › Summer Learning › Asses and Reflect

Leaders and activity developers should work together to determine the indicators that demonstrate high quality in activities and adherence to the design of each activity. Here are two samples of checklists which you can customize for your own activities.

Continuous Improvement Planner

<https://y4y.ed.gov/tools/continuous-improvement-planner>

Resources › Course Tools › Summer Learning › Plan and Implement

Use this planner to illustrate your performance (SMART) goals, how you plan to capture the data, and your actual outcomes when you complete your summer learning program.

Creating Positive Environments for Summer Learning

Resources › Course Tools › Summer Learning › Plan and Implement

<https://y4y.ed.gov/tools/creating-positive-environments-for-summer-learning>

When your summer learning environment engages students and develops their potential, you support positive youth development. This checklist offers key strategies.

Facilitating Positive Youth Development in Summer Learning Training to Go

Resources › Course Tools › Summer Learning › Train

<https://y4y.ed.gov/tools/facilitating-positive-youth-development-in-summer-learning-training-to-go>

Use this 60-minute Training to Go to help learners understand what is included when we think of positive youth development, how to foster positive youth development, and why creating and sustaining a positive learning environment is important to your summer program.



Y4Y Resources for College and Career Readiness

This sheet highlights free You for Youth (Y4Y) resources that can help you integrate college and career readiness (CCR) into your out-of-school time program through activities, partnerships and family involvement. To download these resources, go to <https://y4y.ed.gov/> and click on Course Tools › College and Career Readiness under the Resources tab.

Assess College and Career Readiness in Your Program

<https://y4y.ed.gov/tools/assess-college-and-career-readiness-in-your-program>

Resources › Course Tools › College and Career Readiness › Assess and Reflect

Use the checklist to assess your program's college and career readiness components as "strong," "OK" or "needs work."

Guiding Questions for Partnerships

<https://y4y.ed.gov/tools/guiding-questions-for-partnerships>

Resources › Course Tools › College and Career Readiness › Assess and Reflect

As you meet with initial and potential partners for supporting college and career readiness in your community, use these questions to guide your discussions.

Awareness Activities

<https://y4y.ed.gov/tools/awareness-activities>

Resources › Course Tools › College and Career Readiness › Plan and Implement

Awareness activities introduce k-12 students to various postsecondary pathways through hands-on activities and simulations.

Tips for Families

<https://y4y.ed.gov/tools/tip-for-families>

Resources › Course Tools › College and Career Readiness › Plan and Implement

Families can support their children in a number of ways to help them gain skills important to success in college and careers. This tool offers low- and no-cost options families can use to help students see and imagine new careers.

Overcoming Cultural Challenges

<https://y4y.ed.gov/tools/overcoming-cultural-challenges>

Resources › Course Tools › College and Career Readiness › Train

Use this training starter to examine cultural beliefs that may hinder college and career readiness and to develop engaging strategies and activities for students and families.

Linking Activities to Partners

<https://y4y.ed.gov/tools/linking-activities-to-partners>

Resources › Course Tools › College and Career Readiness › Train

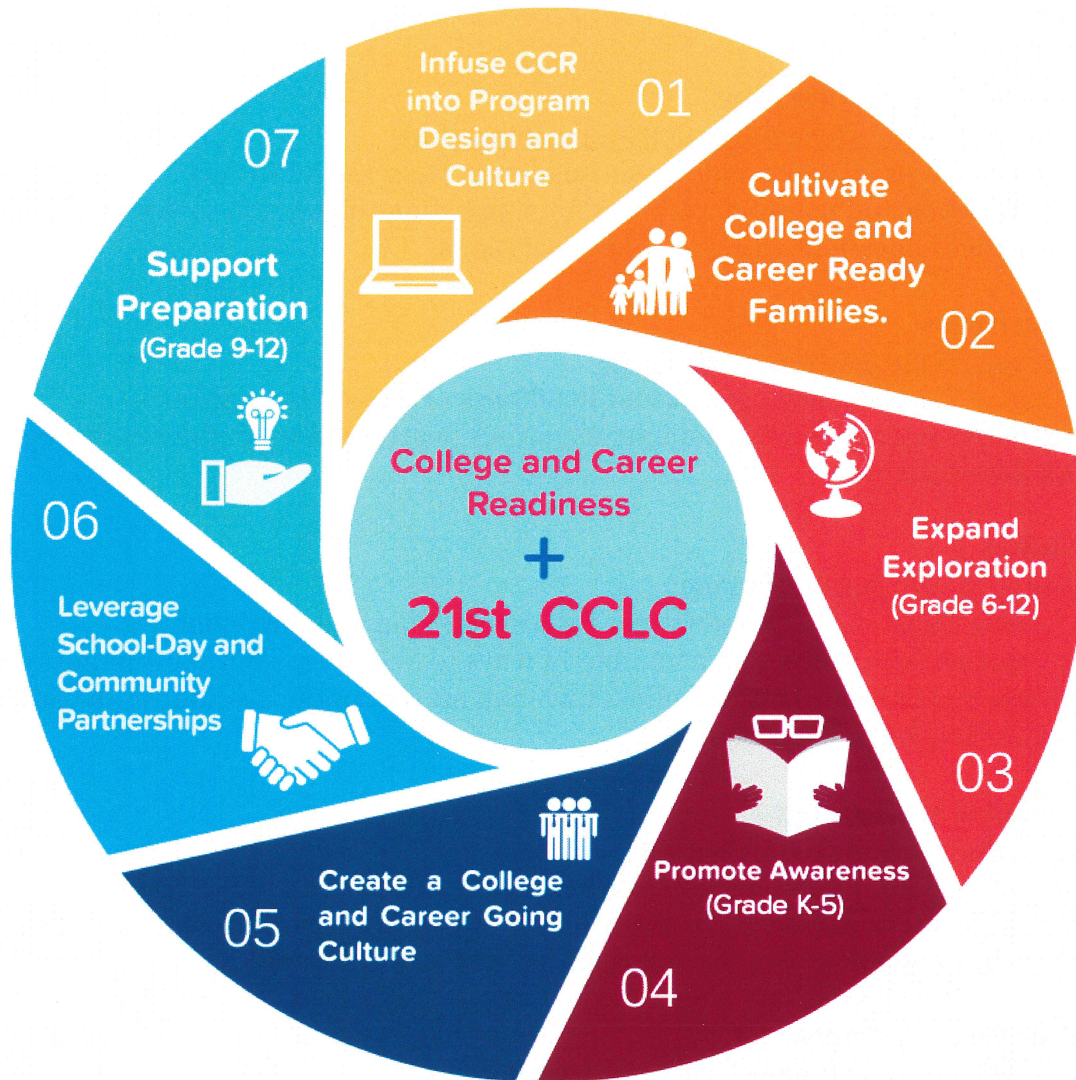
Use this training starter template to help design training that links your program activities to your partners' strengths and expertise in college and career readiness.



Y4Y Resources for College and Career Readiness

When you enter the Y4Y portal, you'll find a menu of options for online professional learning. The topic-focused tools and experiences can help you work alone or with your colleagues in 21st CCLC and other out-of-school-time settings. You will build skills and knowledge to help you actively engage students in experiences that, in turn, build *their* skills and knowledge. Everyone wins!

To deepen your knowledge around integrating college and career readiness into your out-of-school time program, take our interactive online course. This diagram below provides a visual overview of the content.



Go to <https://y4y.ed.gov/> and select Courses > College and Career Readiness under the Learn tab, then go to the Introduction section. Or, scan this code and jump in!





Y4Y Resources for Strengthening Partnerships

This sheet highlights some free You for Youth (Y4Y) resources that can help you develop and maintain partnerships that strengthen and sustain your program. To download these tools, go to <http://y4y.ed.gov/> and click on Course Tools › Strengthening Partnerships under the Resources tab.

Determining Program Needs

<http://y4y.ed.gov/tools/determining-program-needs>

Resources › Course Tools › Strengthening Partnerships › Assess and Reflect

Use this tool to determine what your program may be missing and how existing program elements can be improved.

Identifying Partners

<http://y4y.ed.gov/tools/identifying-partners>

Resources › Course Tools › Strengthening Partnerships › Assess and Reflect

Use this tool to begin identifying potential partners and the types of services or supports they can offer your program.

Creating a Program Elevator Pitch

<http://y4y.ed.gov/tools/creating-a-program-elevator-pitch>

Resources › Course Tools › Strengthening Partnerships › Plan and Implement

Use the pointers in this tool to develop a quick explanation of what your program does, why what you do is important, and how potential partners can help.

Memorandum of Understanding Template

<http://y4y.ed.gov/tools/memorandum-of-understanding-template>

Resources › Course Tools › Strengthening Partnerships › Plan and Implement

A memorandum of understanding or MOU is essential to creating successful program partnerships. This template details the creation of an MOU between two or more parties to achieve a common goal.

Strengthening Partnerships Implementation Planner

<http://y4y.ed.gov/tools/strengthening-partnerships-implementation-planner>

Resources › Course Tools › Strengthening Partnerships › Plan and Implement

This tool clarifies goals by helping you list the steps involved, persons responsible, and resources and materials needed to implement partnerships within your program.

Recruit Partners Training To Go

<http://y4y.ed.gov/teach/partnerships/trainings-to-go/recruit-partners>

Resources › Course Tools › Strengthening Partnerships › Train

This PowerPoint presentation can assist you in leading a staff training on recruiting partners. It can be customized to fit your program and comes with downloadable materials.



Y4Y Resources for Strengthening Partnerships

When you enter the Y4Y portal, you'll find a menu of options for online professional learning. The topic-focused experiences and tools can help you work alone or with your colleagues in 21st CCLC and other out-of-school time settings. You build skills and knowledge that get your students actively engaged in experiences that build *their* skills and knowledge — and everyone has fun!

To deepen your knowledge around program partnerships, take the interactive online course. This diagram provides a visual overview of the content.

Strengthening Partnerships



Go to <http://y4y.ed.gov/> and select Courses > Strengthening Partnerships under the Learn tab, then go to the Introduction section. Or, scan this code and jump in!





Y4Y Resources for Engaging Families in Your Program

This sheet highlights some free You for Youth (Y4Y) resources that can help you engage families in your program. To download these tools, go to <http://y4y.ed.gov/> and click on Course Tools > Family Engagement under the Resources tab.

Goals for Family Engagement

<http://y4y.ed.gov/tools/goals-for-family-engagement>

Resources > Course Tools > Family Engagement > Assess and Reflect

This tool helps you and your staff to develop clarity around short-term and long-term goals, and work together as a team to achieve them.

Understanding and Overcoming Challenges to Family Engagement

<http://y4y.ed.gov/tools/understanding-and-overcoming-challenges-to-family-engagement>

Resources > Course Tools > Family Engagement > Assess and Reflect

Use this tool to explore common family engagement challenges, possible underlying causes and potential solutions.

Creating a Family Guidebook

<http://y4y.ed.gov/tools/creating-a-family-guidebook>

Resources > Course Tools > Family Engagement > Plan and Implement

This tool shows an example of a family guidebook that explains program policies and procedures, and helps families understand how to be involved in the program.

Building Cultural Competence Scenarios II

<http://y4y.ed.gov/tools/building-cultural-competence-scenarios-ii>

Resources > Course Tools > Family Engagement > Train

This tool gives scenarios for your staff to use to build cultural understanding and become proficient in the cultures represented within your program.

Creating a Training Plan for Staff (Family Engagement)

<http://y4y.ed.gov/tools/creating-a-training-plan-for-staff-family-engagement>

Resources > Course Tools > Family Engagement > Train

Use this training and coaching plan to prepare staff to make family engagement a key part of their program activities.

Family Engagement Training To Go

<http://y4y.ed.gov/teach/family/trainings-to-go/family-engagement>

Resources > Course Tools > Family Engagement > Train

This PowerPoint suggests ways for staff to connect with families around student learning and development, and provides tips for understanding families as a valuable resource for the program. It comes with downloadable materials.



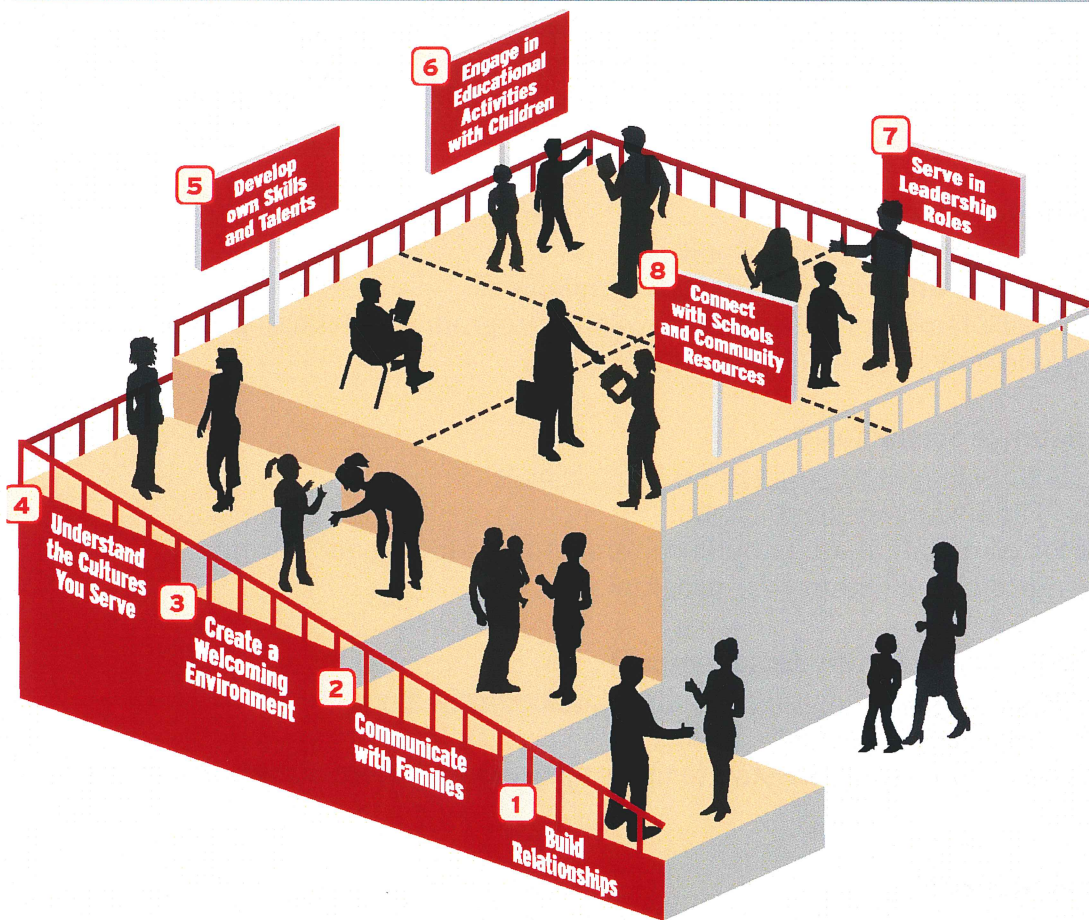


Y4Y Resources for Engaging Families in Your Program

When you enter the Y4Y portal, you'll find a menu of options for online professional learning. The topic-focused experiences and tools can help you work alone or with your colleagues in 21st CCLC and other out-of-school time settings. You build skills and knowledge that get your students actively engaged in experiences that build *their* skills and knowledge — and everyone has fun!

To deepen your knowledge around family engagement, take the interactive online course. This diagram provides a visual overview of the content.

Family Involvement



Tips for Family Involvement

- 1 Get to know family members to make them feel a part of your program.
- 2 Use formal and informal communication to connect with the families you serve.
- 3 Let families know they are welcome at your program.
- 4 Honor family diversity by translating materials for non-English speaking families. Have events that celebrate all cultures. Hire staff who reflect the families you serve.
- 5 Offer activities where caregivers learn new skills.
- 6 Offer enjoyable learning experiences where the whole family can learn together.
- 7 Invite caregivers to play a role in program decision making or lead activities.
- 8 Connect families to schools and services available in the community.

Go to <http://y4y.ed.gov/> and select Courses > Family Engagement under the Learn tab, then go to the Introduction section. Or, scan this code and jump in!

