



**JANET BARRESI**  
STATE SUPERINTENDENT OF PUBLIC INSTRUCTION  
STATE OF OKLAHOMA

**MEMORANDUM**

**TO:** The Honorable Members of the State Board of Education  
**FROM:** Janet C. Barresi  
**DATE:** February 27, 2014  
**SUBJECT:** Advancement Via Individual Determination (AVID) Grants – Second Year

Recommend approval for the awarding of twelve (12) Second Year AVID Grants to nine (9) districts for a total of \$432,000.

JB


Attachments

**Advancement Via Individual Determination (AVID) Grants**

**Second Year  
2013-14  
AWARDED**

<b>Type of Grant</b>	<b>Congressional District #</b>	<b>County</b>	<b>School</b>	<b>Award Amount</b>
Year 2	4	Pontotoc	Ada High School	\$39,000
Year 2	5	Oklahoma	Choctaw High School/Choctaw-Nicomma Park	\$39,000
Year 2	1	Tulsa	Dove Science Academy/Discovery School of Tulsa	\$30,000
Year 2	2	Delaware	Grove High School	\$39,000
Year 2	2	Pittsburg	McAlester High School	\$39,000
Year 2	2	Pittsburg	Puterbaugh Middle School/McAlester	\$39,000
Year 2	5	Oklahoma	Millwood High School	\$30,000
Year 2	5	Oklahoma	Millwood Middle/Elementary	\$30,000
Year 2	4	Cleveland	Norman North High School	\$39,000
Year 2	4	Cleveland	Norman High School	\$39,000
Year 2	5	Oklahoma	Mayfield Middle School/Putnam City	\$39,000
Year 2	4	Love	Thackerville High School	\$30,000
<b>Total</b>				<b>\$432,000</b>

# AVID Overview



AVID's mission is to close the achievement gap by preparing all students for college readiness and success in a global society.



Lori Boyd  
Director AP/AVID

# What is AVID?

## **AVID Schoolwide**

System of teaching, learning and advocacy that promotes a culture of college and life readiness for ALL students

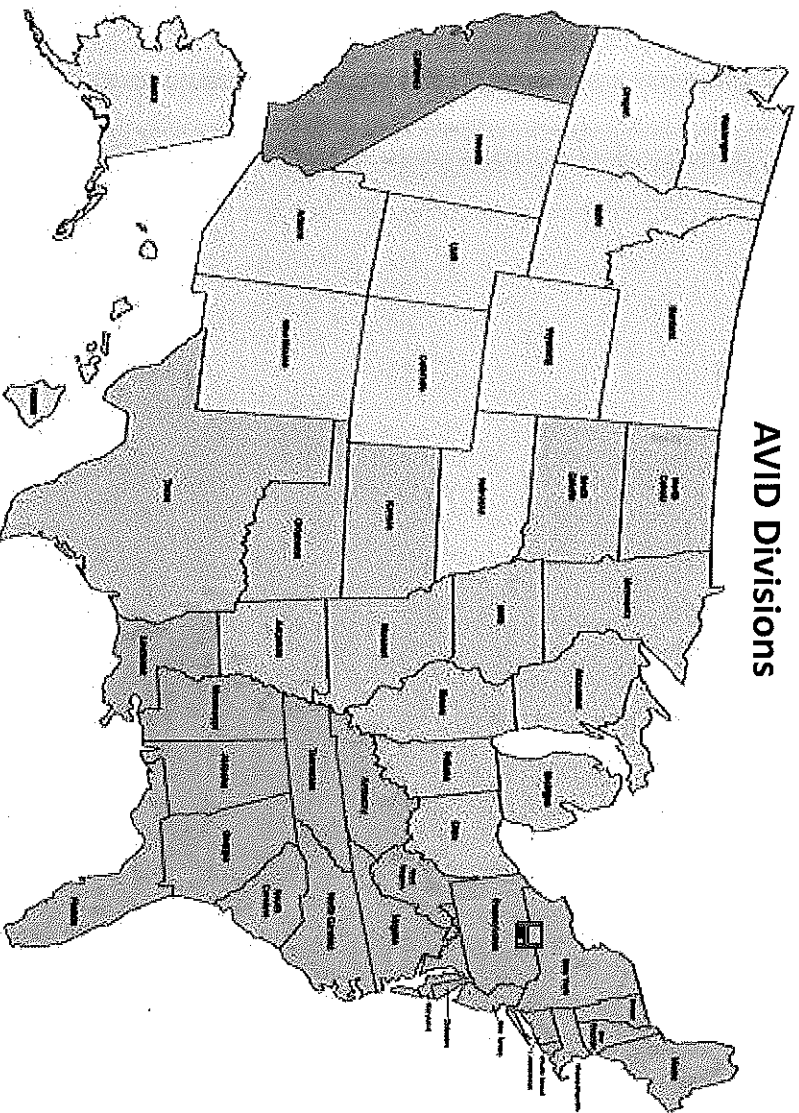
## **AVID Elective Class**

A class in the school day in which middle-performing, capable students learn strategies that help them succeed in the most rigorous courses

# You are in the Central Division!

AVID impacts more than 700,000 students in 46 states and 16 other countries/U.S. territories

## AVID Divisions



**California**  
1,577 sites

**Western**  
773 sites

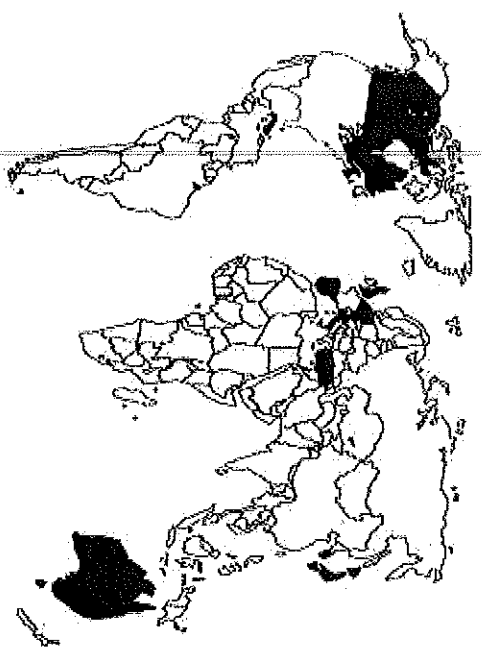
**Central**  
1,402 sites

**Eastern**  
1,050 sites

**International and DODEA** 89 sites

Current as of 10/22/2012

**Total K-12 AVID Sites 4,891**  
**Total AVID for Higher Education Sites 28**



# AVID In Oklahoma

**Began in OK in 2004**

**Now 15 Districts**

**40 Sites:**

**32 Secondary**

**8 Elementary**

- Ada City Schools**
- Ardmore City Schools**
- Caney Valley Public Schools**
- Choctaw-Nicomma Park School**
- Dove Science Academy (Tulsa)**
- Grove Public Schools**
- Harding Charter District**
- Jenks Public Schools**
- McAlester Public Schools**
- Millwood Public Schools**
- Norman Public Schools**
- Putnam City Public Schools**
- Stidham Public Schools**
- Thackerville Public Schools**
- Tulsa Public Schools**



# Why College Readiness?

Will every student pursue higher education?

***Not necessarily.***


Should every student be prepared for and have the option to attend college or pursue higher education?

***Absolutely.***



# AP and College Success

Students who take AP courses and exams are much more likely than their peers to complete a bachelor's degree in four years or less.



• Camara, Wayne (2003). College Persistence, Graduation, and Remediation. *College Board Research Notes (RN-19)*. New York, NY: College Board.



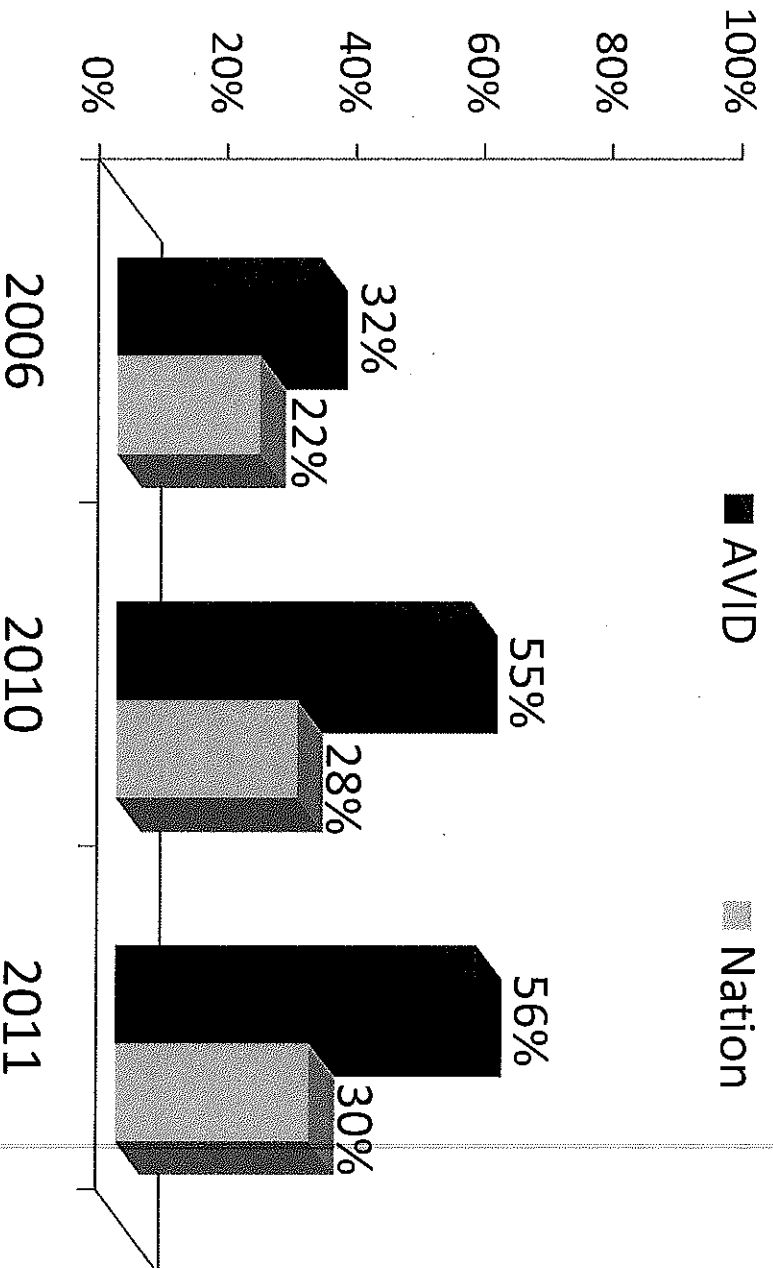
# Impact of AP on College Graduation

Student Group	AP Exam Grade of 3, 4, 5	AP Exam Grade of 1, 2	Took AP course but not Exam
African American	28% higher	22% higher	16% higher
Hispanic	28% higher	12% higher	10% higher
White	33% higher	22% higher	20% higher
Low-Income	26% higher	17% higher	12% higher
Not Low-Income	34% higher	23% higher	19% higher

*The Relationship Between Advanced Placement and College Graduation*  
 (National Center for Educational Accountability)

# AP Test-Taker Comparison

**Students who took at least one AP test**



AVID Senior Data Collection 2010-2011  
The 8th Annual AP Report to the Nation, Feb 2012, College Board




# Impact of Schoolwide AVID

## Schoolwide AVID will ...

- **Increase** student's completion of college entrance requirements
- **Increase** school's offerings of rigorous courses
- **Increase** student enrollment in rigorous courses
- **Increase** teaching/instructional efficacy
- **Transform** the school culture from college-eligible to college-ready

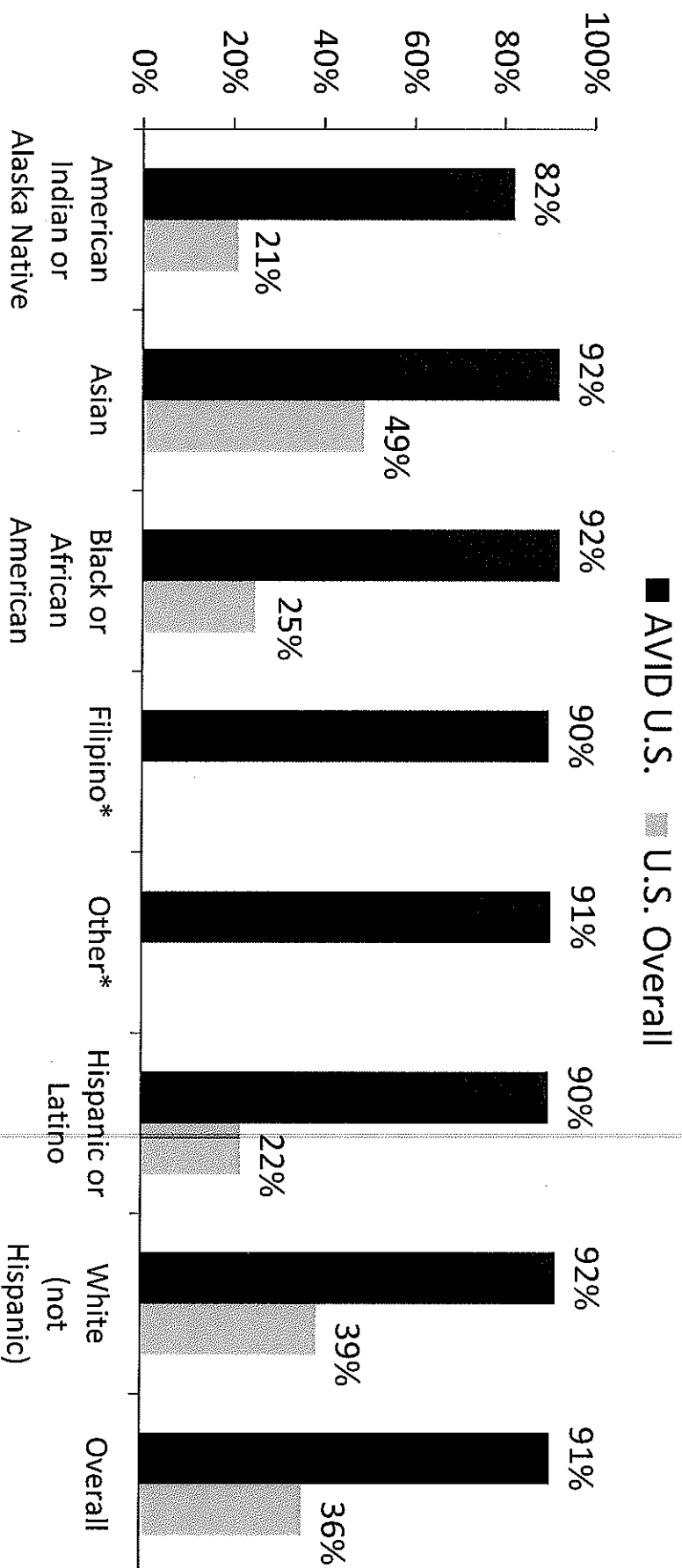
# AVID Prepares Students to:

- Develop as readers and writers
- Develop deep content knowledge
- Know content specific strategies for reading, writing, thinking, and talking
- Develop habits, skills, and behaviors to use knowledge and skills



# AVVID Closes the Achievement Gap

## AVID Seniors Completing Four-Year College Entrance Requirements



AVID Center. AVID Senior Data Collection. Study of 33,204 AVID Seniors. [Electronic Database]. (2011-2012).

Manhattan Institute, Education Working Paper 3, 2003. Greene, J.P., Forster, G. "Public High School Graduation and College Readiness Rates in the U.S."

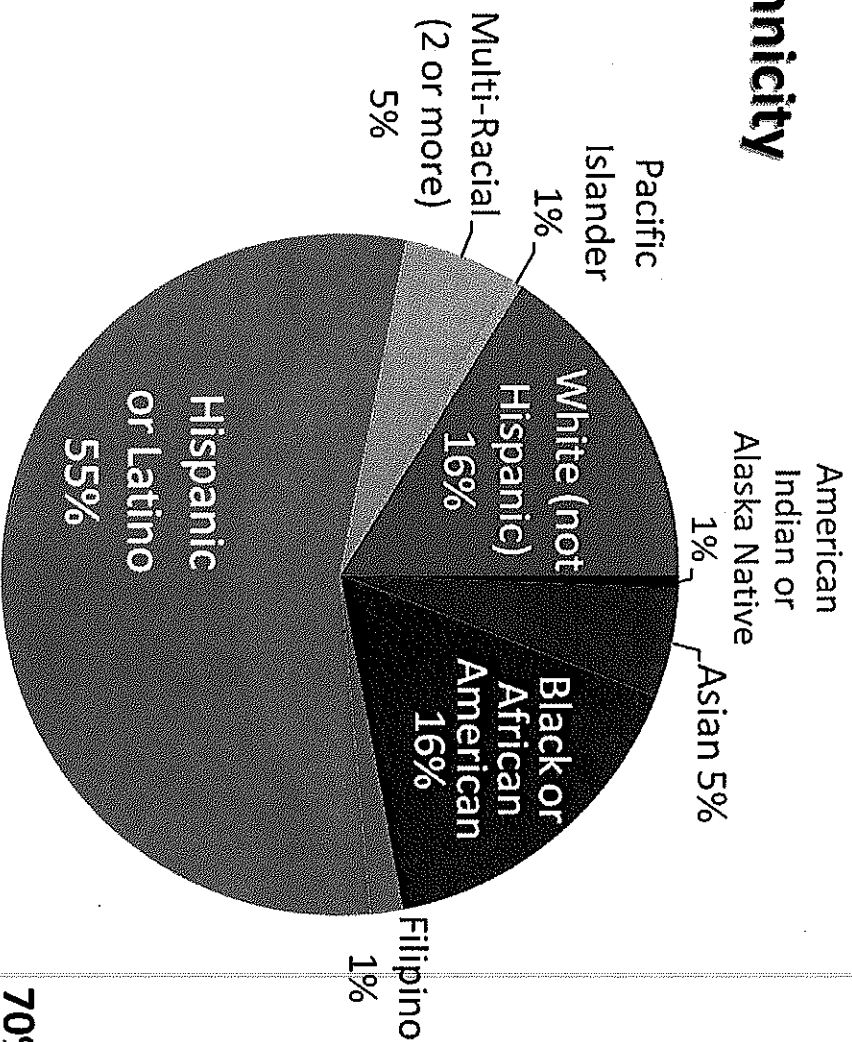
\*(Filipino and Other not classified in Manhattan Institute study)

National data represents the most current comprehensive data available



# Demographics: 2012 AVID Seniors

## Ethnicity



AVID Center. AVID Senior Data Collection. Study of 33,204 AVID Seniors, [Electronic Database]. (2011- 2012).

**70% qualify for free and reduced-price lunch**

# Advancement Via Individual Determination (AVID) First Year Grants 2013-14 - AWARDED

Type of Grant	Congressional District #	County	School	Award Amount
Year 1	4	Pontotoc	Ada Middle School	\$40,000
Year 1	3	Caddo	Anadarko Middle School	\$40,000
Year 1	1	Washington	Caney Valley Middle School	\$35,000
Year 1	2	Muskogee	Cherokee Elementary/Muskogee	\$14,000
Year 1	2	Muskogee	Harris Jobe Elementary/Muskogee	\$14,000
Year 1	2	Muskogee	Whittier Elementary/Muskogee	\$14,000
Year 1	5	Oklahoma	Capitol Hill High School/OKC	\$40,000
Year 1	5	Oklahoma	Jefferson Middle School/OKC	\$40,000
Year 1	5	Oklahoma	Putnam City West High	\$40,000
<b>TOTAL</b>				<b>\$277,000</b>

# Advancement Via Individual Determination (AVID) Second Year Grants 2013-14 - AWARDDED

Type of Grant	Congressional District #	County	School	Award Amount
Year 2	4	Pontotoc	Ada High School	\$39,000
Year 2	5	Oklahoma	Choctaw High School/Choctaw-Nicomma Park	\$39,000
Year 2	1	Tulsa	Dove Science Academy/Discovery School of Tulsa	\$30,000
Year 2	2	Delaware	Grove High School	\$39,000
Year 2	2	Pittsburg	McAlester High School	\$39,000
Year 2	2	Pittsburg	Puterbaugh Middle School/McAlester	\$39,000
Year 2	5	Oklahoma	Millwood High School	\$30,000
Year 2	5	Oklahoma	Millwood Middle/Elementary	\$30,000
Year 2	4	Cleveland	Norman North High School	\$39,000
Year 2	4	Cleveland	Norman High School	\$39,000
Year 2	5	Oklahoma	Mayfield Middle School/Putnam City	\$39,000
Year 2	4	Love	Thackerville High School	\$30,000
<b>Total</b>				<b>\$432,000</b>