

OKLAHOMA PERFORMANCE INDEX (OPI) AVERAGE SCORE COMPARISON STATEWIDE STUDENT RESULTS

	ENGLISH LANGUAGE ARTS (ELA)		MATHEMATICS		SCIENCE	
	2017	2018	2017	2018	2017	2018
GRADE 3	291	287	295	293		
GRADE 4	289	288	293	289		
GRADE 5	291	291	288	285	295	293
GRADE 6	293	290	287	282		
GRADE 7	287	285	287	287		
GRADE 8	287	286	276	275	292	291

ENGLISH LANGUAGE ARTS (ELA)

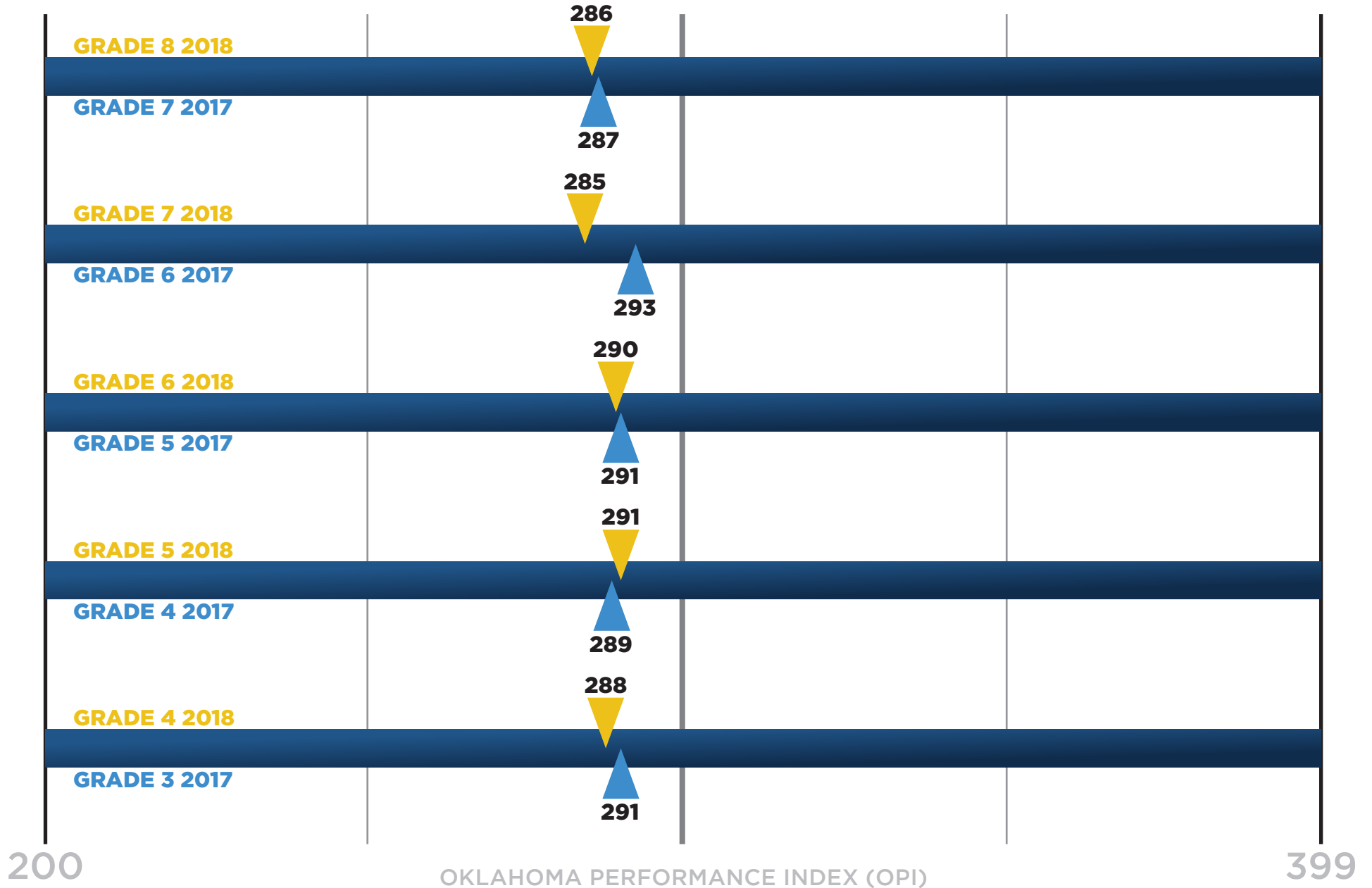
STATEWIDE STUDENT RESULTS

2017 TO 2018 COHORT GROWTH



OKLAHOMA STATE DEPARTMENT OF
EDUCATION
— CHAMPION EXCELLENCE —

300 = ON TRACK FOR COLLEGE AND CAREER
AND ABOVE



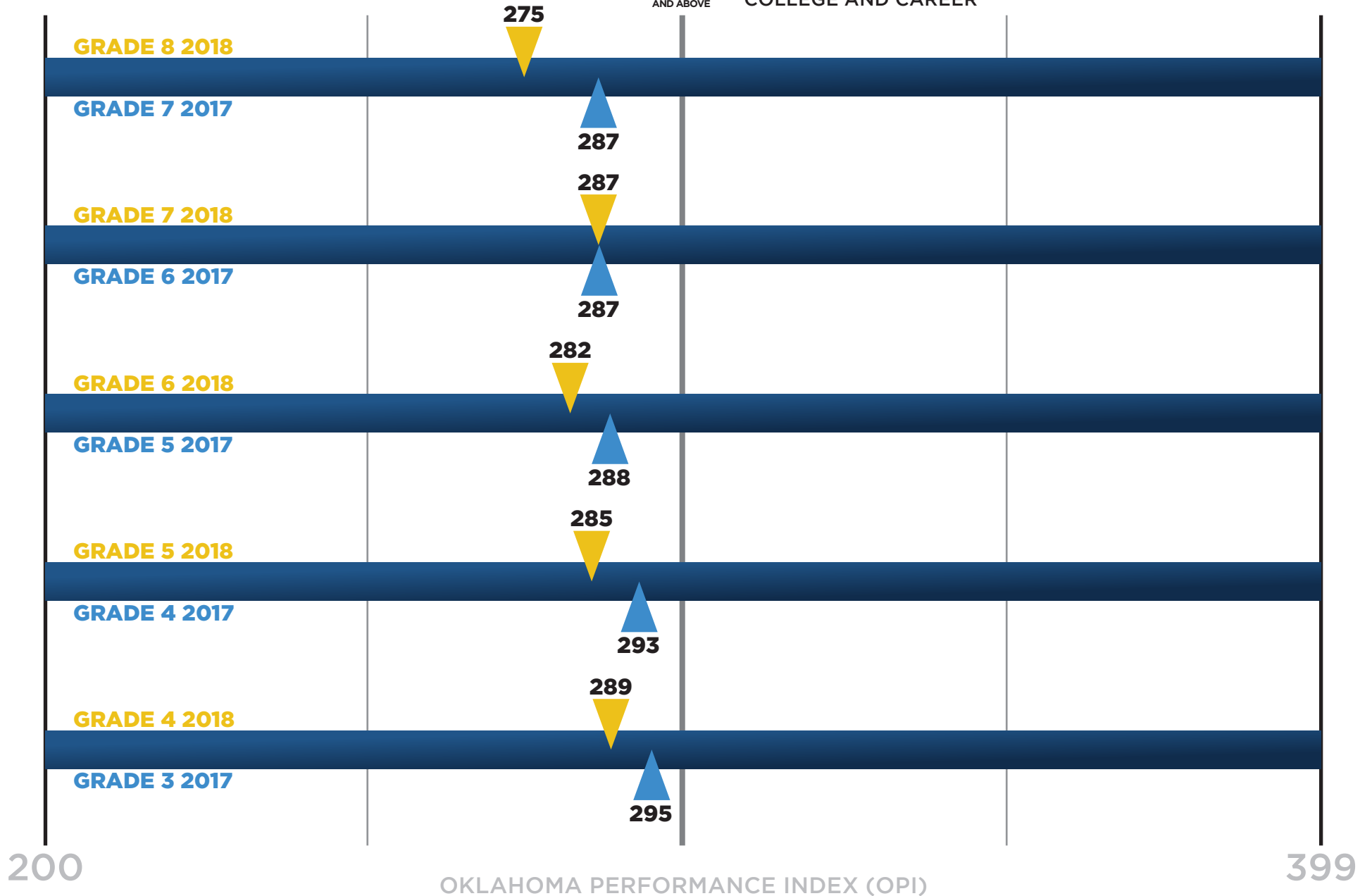
MATHEMATICS

STATEWIDE STUDENT RESULTS

2017 TO 2018 COHORT GROWTH



300 = ON TRACK FOR COLLEGE AND CAREER
AND ABOVE



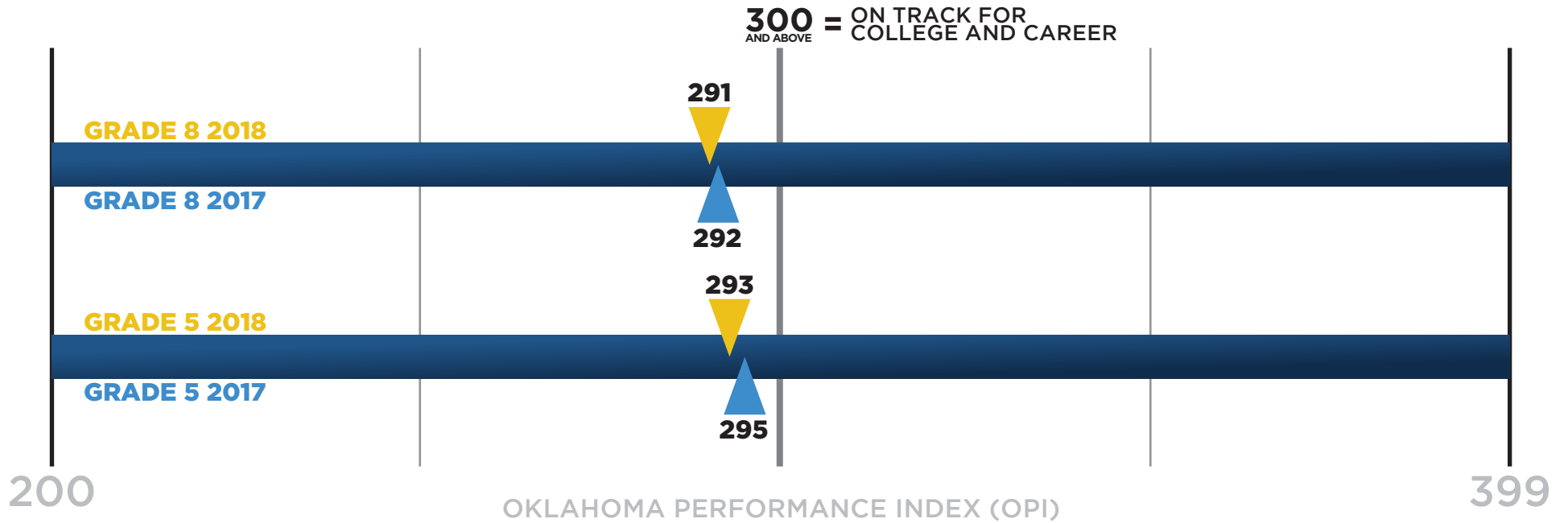
SCIENCE

STATEWIDE STUDENT RESULTS

2017 AND 2018 SCORE COMPARISONS



OKLAHOMA STATE DEPARTMENT OF
EDUCATION
— CHAMPION EXCELLENCE —



PERFORMANCE LEVEL SUMMARY RESULTS (IN PERCENTAGES) SPRING 2018

ELA	BELOW BASIC	BASIC	PROFICIENT*	ADVANCED
GRADE 3	34	33	27	6
GRADE 4	30	34	28	7
GRADE 5	22	41	23	14
GRADE 6	22	40	29	9
GRADE 7	32	41	20	8
GRADE 8	24	43	24	9

MATH	BELOW BASIC	BASIC	PROFICIENT*	ADVANCED
GRADE 3	24	35	26	15
GRADE 4	27	37	25	11
GRADE 5	25	45	20	10
GRADE 6	29	43	23	5
GRADE 7	34	32	26	8
GRADE 8	52	28	10	10

SCIENCE	BELOW BASIC	BASIC	PROFICIENT*	ADVANCED
GRADE 5	20	39	32	9
GRADE 8	40	21	29	10

*Proficient now means students are on track for college and career.