

# Oklahoma Public Schools: Fast Facts 2016-2017



OKLAHOMA STATE DEPARTMENT OF  
**EDUCATION**  
— CHAMPION EXCELLENCE —

Updated May 12, 2017

# School Structure

513

NUMBER OF DISTRICTS

48

CHARTER SCHOOL SITES

1,787

NUMBER OF SCHOOLS

987

ELEMENTARY SCHOOLS

236

MIDDLE SCHOOLS

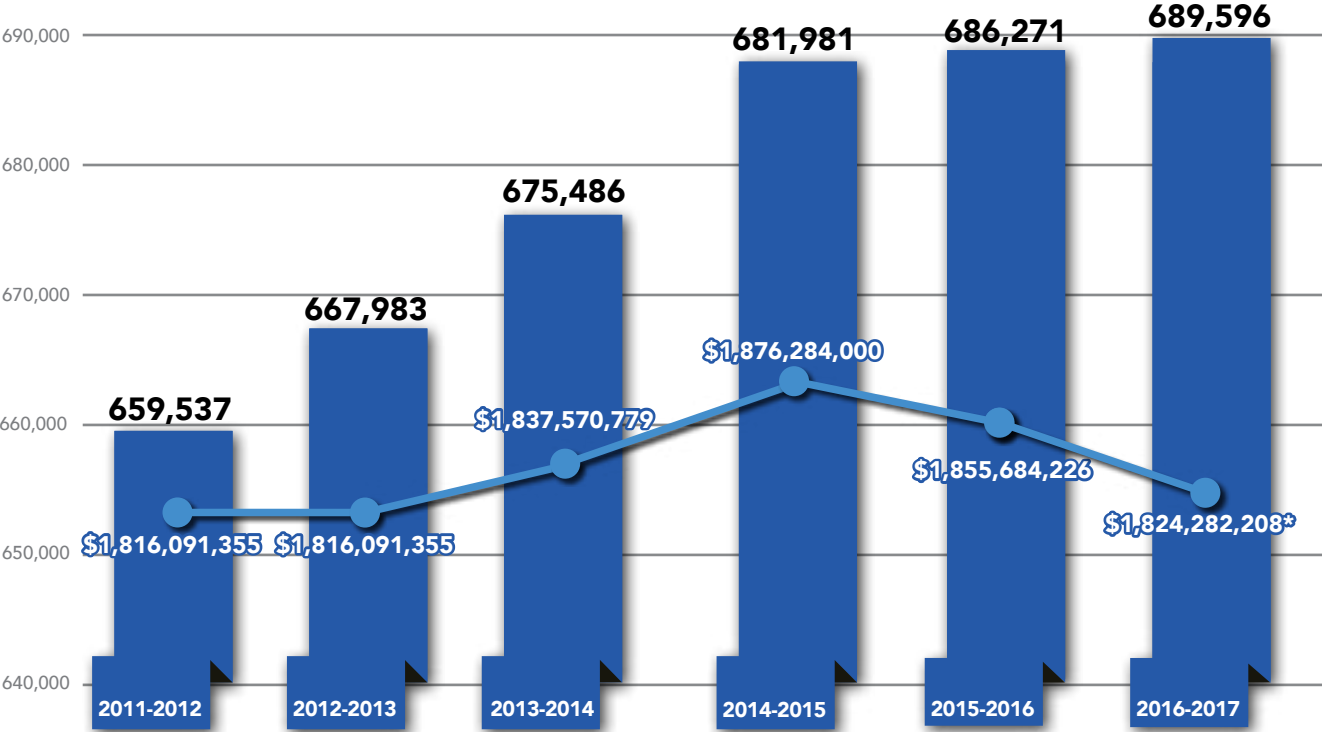
63

JUNIOR HIGH SCHOOLS

453

HIGH SCHOOLS

# Total Financial Support of Public Schools (State Aid Formula) and Average Daily Membership (ADM)



Source: OSDE Office of Accreditation/OMES/OSDE Office of Finance

\*Reflects General Revenue Failure reduction of \$7,270,161 and 1017 Fund shortfall of \$39,151,255.

# Teacher Compensation

## Oklahoma Average

(includes benefits)

**\$45,245**

## Regional Average

**\$48,103**

## National Average


**\$58,950**

## Regional State Averages

**\$52,575, Texas**



**\$46,506, Colorado\***



**\$47,984, Kansas\***



**\$48,616, Arkansas\***



**\$48,293, Missouri\***



**\$47,500, New Mexico**



**\$45,245, Oklahoma**



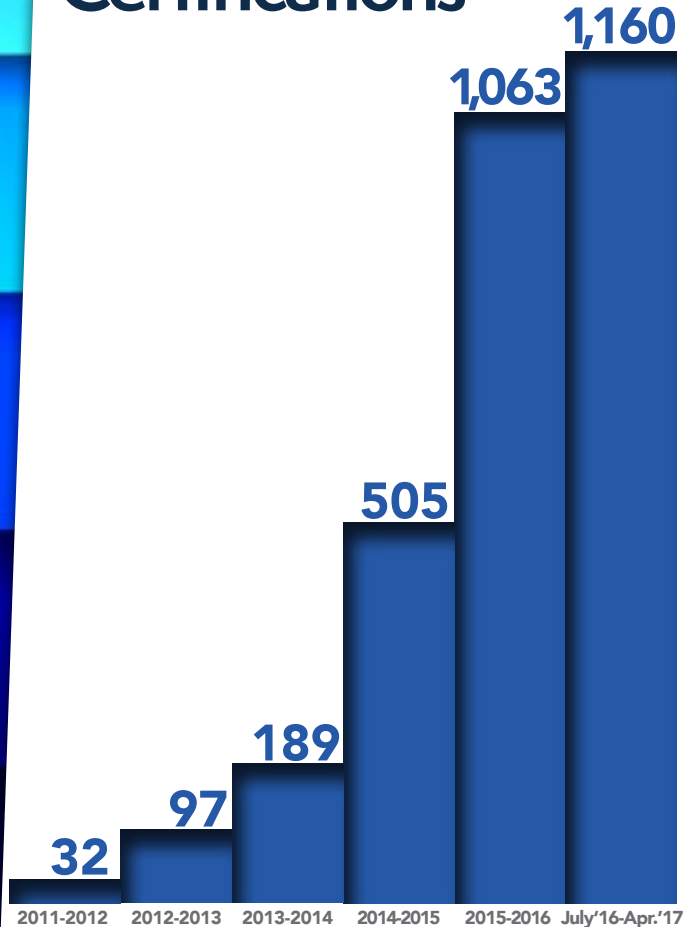
**\$31,600** Oklahoma minimum starting salary for new teacher

**\$34,000** Oklahoma minimum starting salary for new teacher with doctorate

(Oklahoma minimum salaries have not increased since 2008)

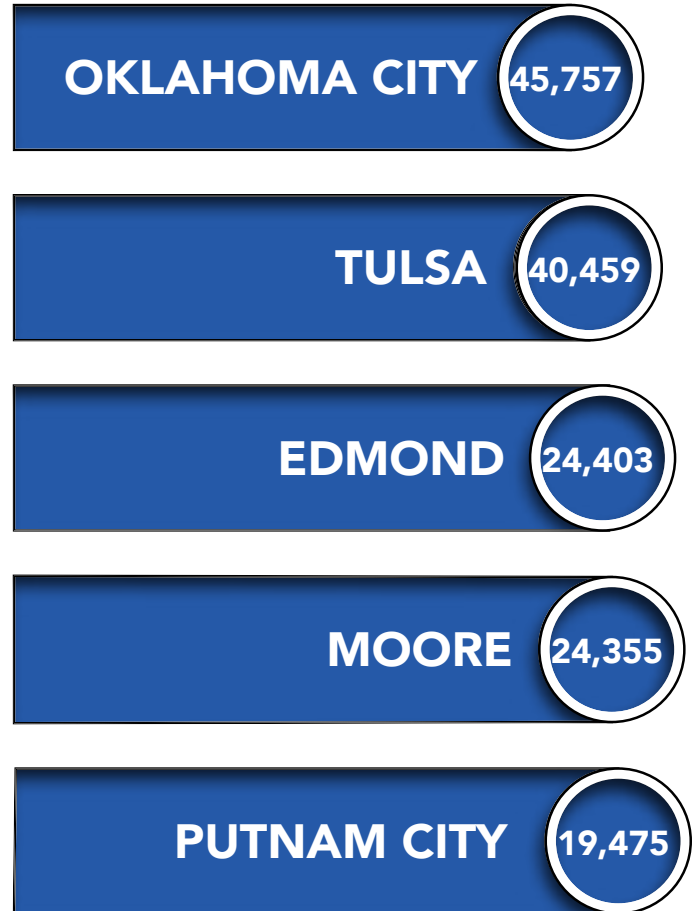
\*NEA Estimate

# Emergency Teacher Certifications



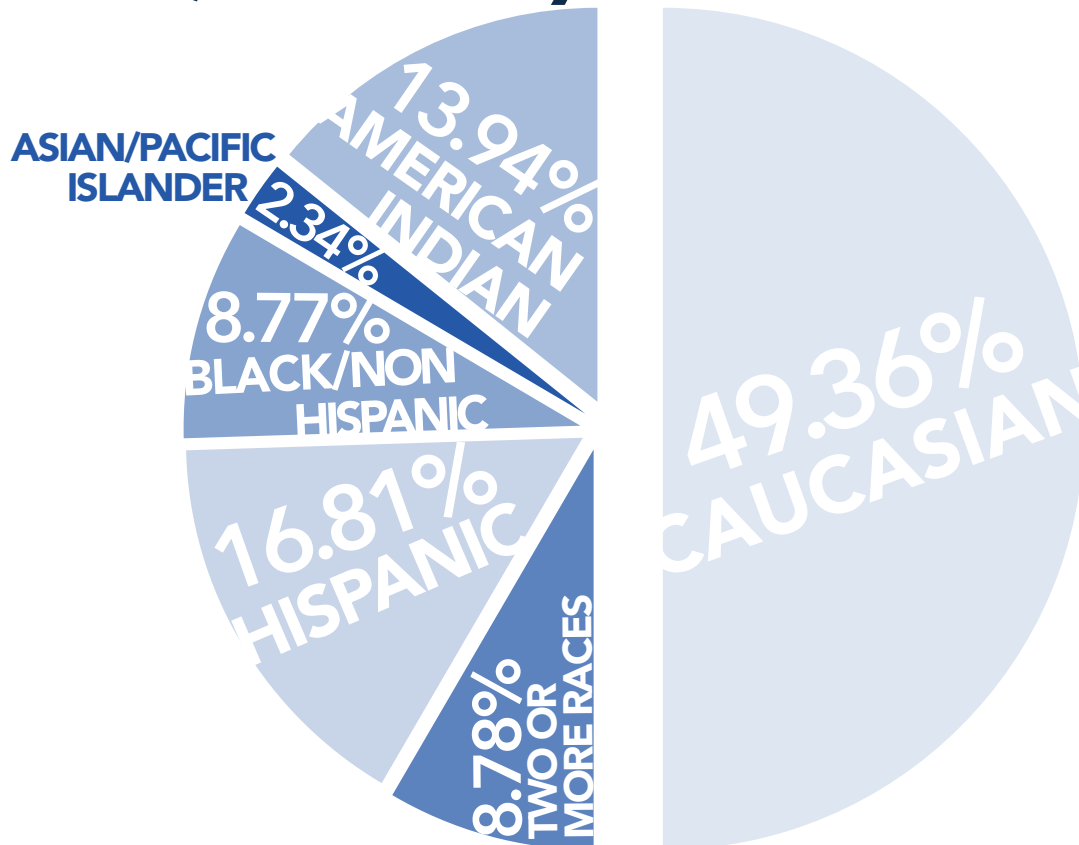
Source: OSDE Office of Teacher Certification

# 5 Largest Districts by enrollment



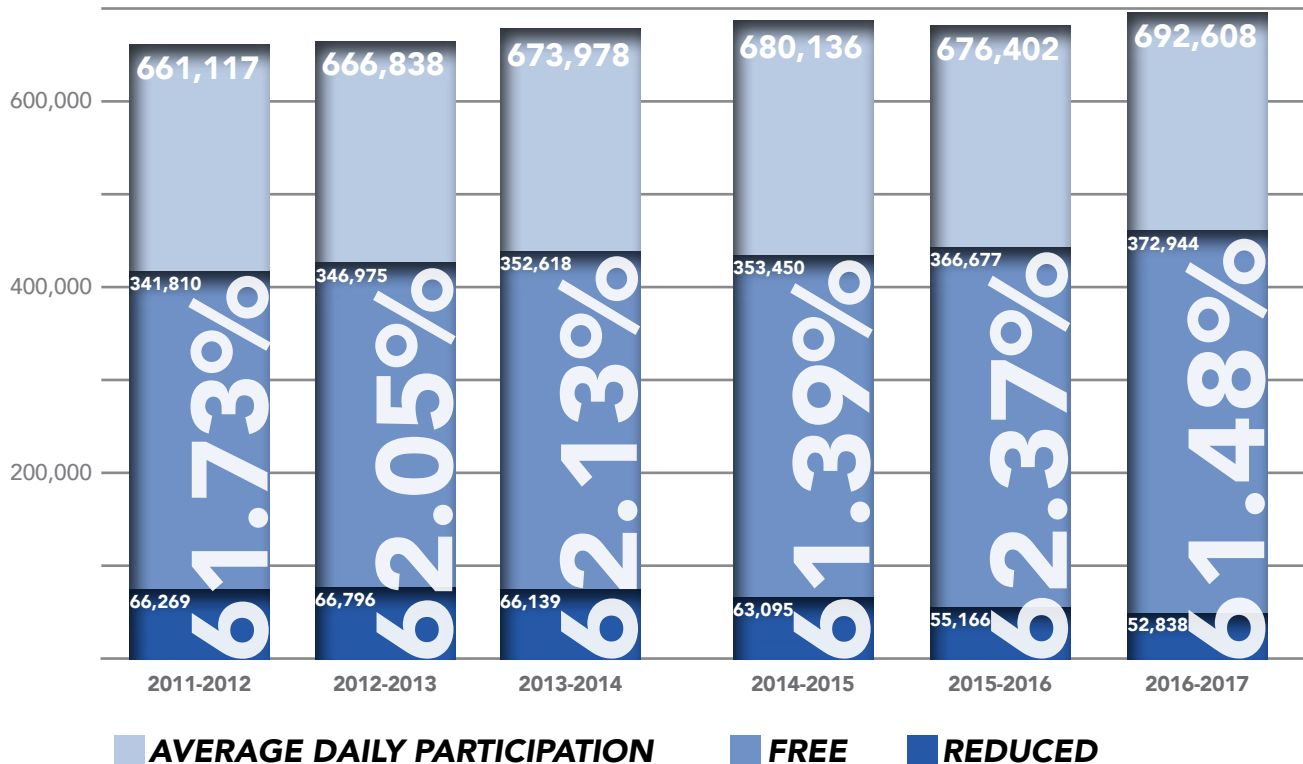
Source: OSDE Office of Accreditation (October 2016)

# Statewide Enrollment by Race/Ethnicity 2016-2017

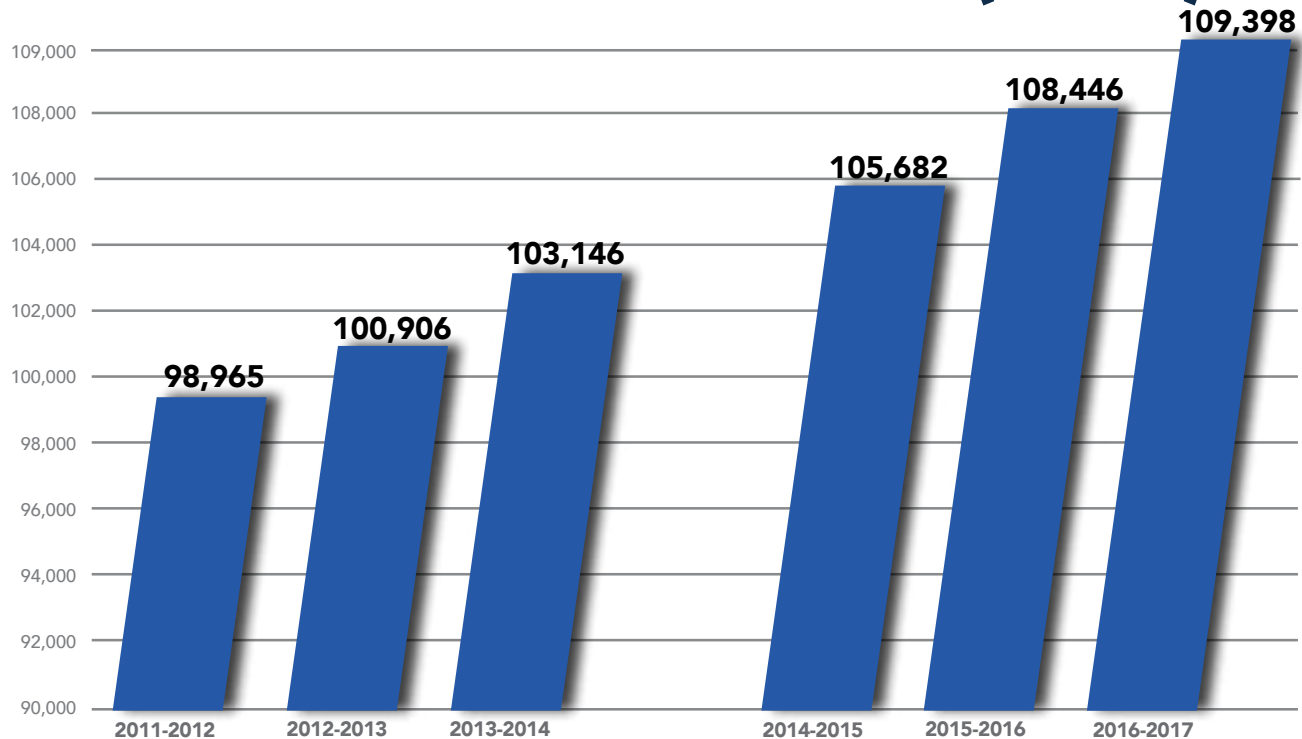


Source: OSDE Office of Accreditation/OMES (October 2016)

# Students Eligible for Free and Reduced Lunch



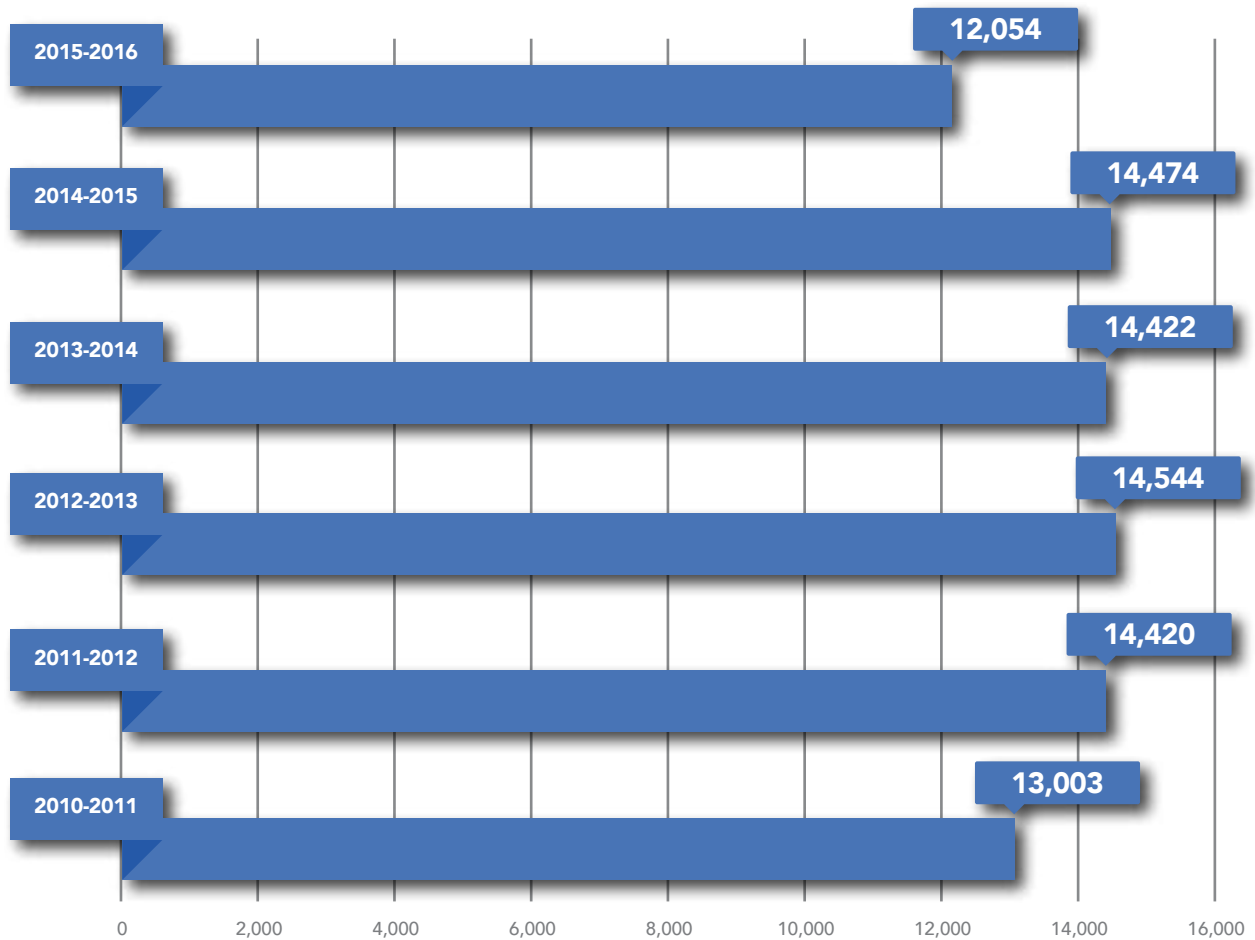
# Students with Individualized Education Plans (IEPs)



Source: Special Education Child Count (October 2016)

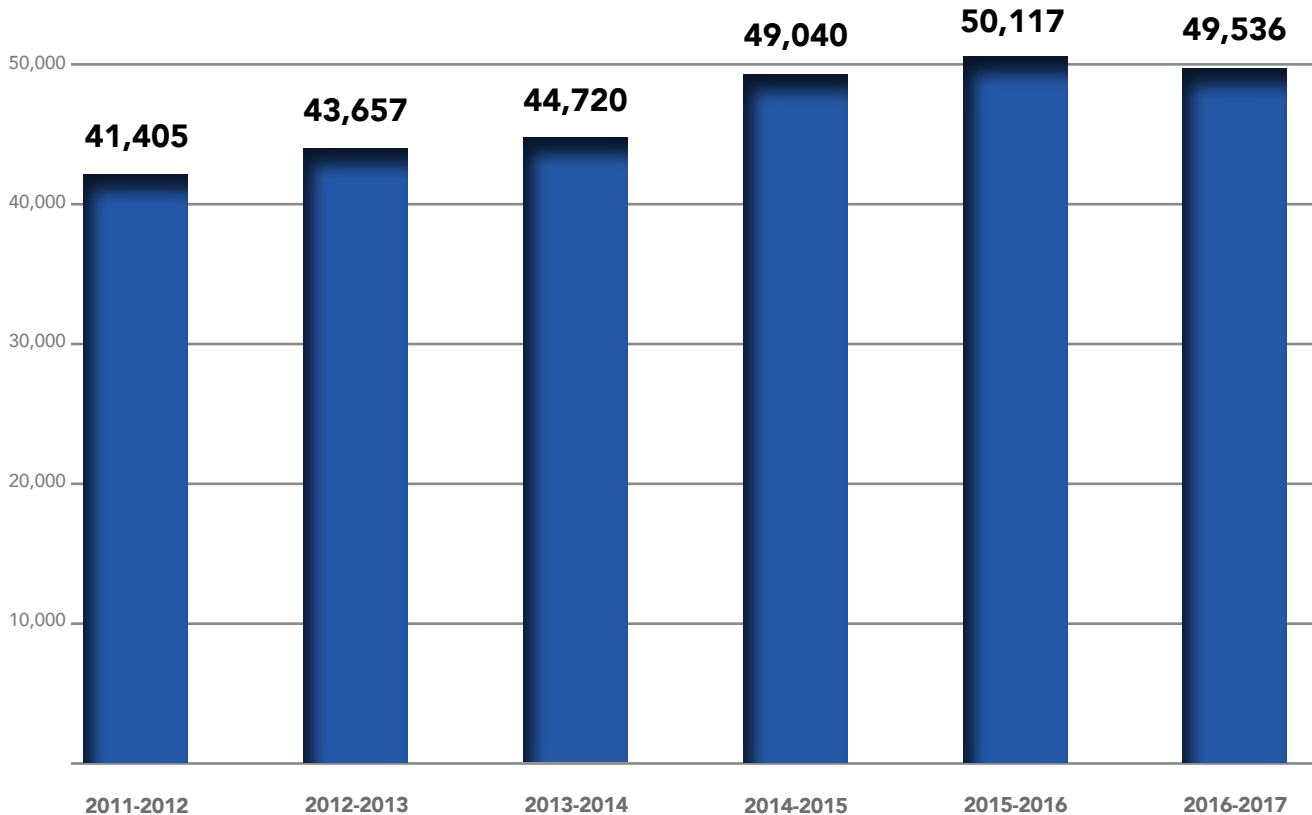


# Students in Alternative Education



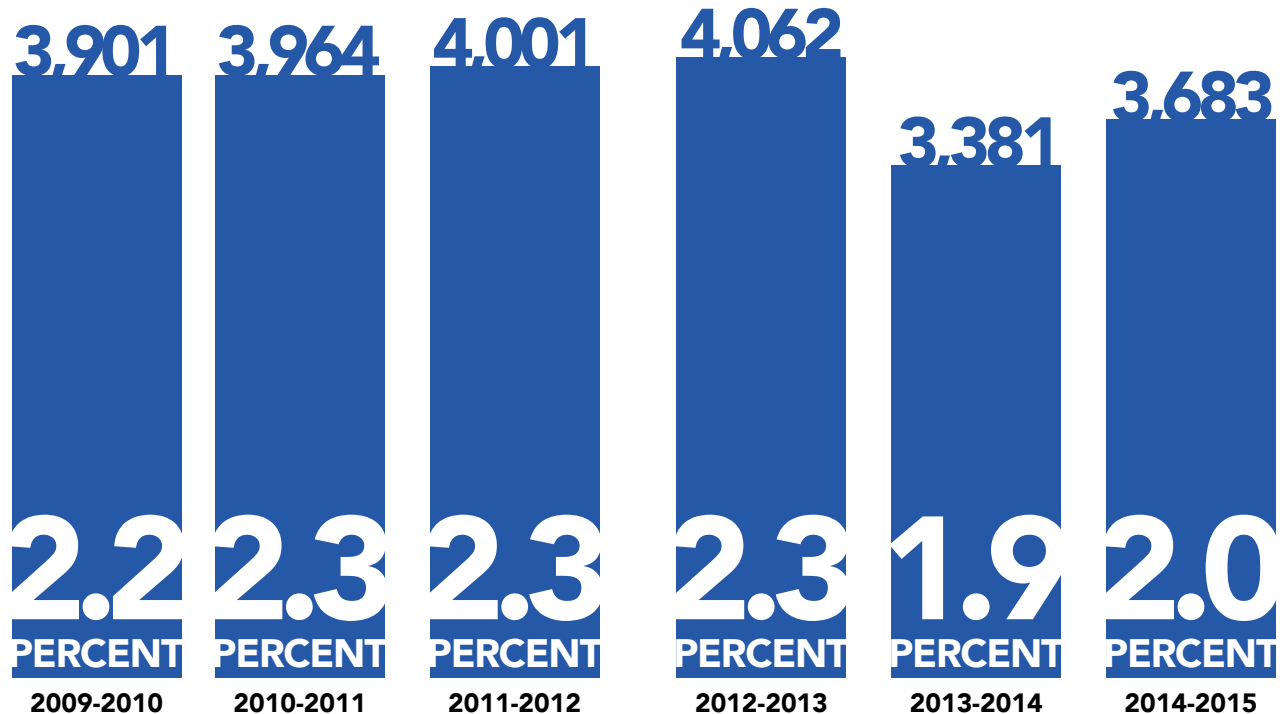
Source: Self-Reports on District-Wide Student Needs Assessment (DWSNA)

# PreK-12 English Learners (EL)



Source: OSDE Office of Instruction/USDE (October 2016)

# Student Dropout Rates



2009-2010

2010-2011

2011-2012

2012-2013

2013-2014

2014-2015

# Academic Measurements

## 2015 NAEP Results

### Fourth-Grade Math

84% Scored Basic or Higher.  
Of those...



### Eighth-Grade Math

67% Scored Basic or Higher.  
Of those...



### Fourth-Grade Reading

71% Scored Basic or Higher.  
Of those...



### Eighth-Grade Reading

76% Scored Basic or Higher.  
Of those...



### Fourth-Grade Science

79% Scored Basic or Higher.  
Of those...



### Eighth-Grade Science

66% Scored Basic or Higher.  
Of those...



2015 scale scores up 5 points, one of only 13 states/jurisdictions to show significant growth

### Number of AP exams taken in 2016:

28,471

3.8 percent growth over 2015

### Total number of AP test-takers in 2016:

16,495

3.5 percent growth over 2015

# Statewide Graduation Rates

87.09%

2012

84.88%

2013

82.72%

2014

82.52%

2015

# Pre-K Program Participation

75%

Percentage of Oklahoma four-year-olds enrolled in public Pre-K programs

99.4%


Percentage of Oklahoma districts with a public Pre-K program

121

Districts that offer a Pre-K program through a collaboration with private providers, Head Start, churches, tribes, universities, nursing homes and technology centers

# By the Numbers

## In 2016:

- the Oklahoma Composite ACT score was **20.4** with **82%** of Oklahoma graduating seniors from the Class of 2016 tested 
- the National Average Composite ACT score was **20.8**

Source: ACT

## In 2015-2016, the OSDE Teacher Certification Section:


- printed **26,015** certificates 
- processed **22,767** fingerprints 
- served **8,297** walk-in applicants

Source: OSDE

## In 2015-2016, Regional Accreditation Officers:

- traveled **228,105** miles visiting schools 




## Between July and December 2016, the Office of School Support:

- traveled **50,606** miles visiting schools 
- visited **316** public schools

## In 2015-2016, the Office of Curriculum & Instruction:

- gave **298** presentations 
- conducted **141** professional development trainings

## In Fiscal Year 2016, Oklahoma public schoolchildren were served:



- **45,887,686** free lunches 
- **27,332,283** free breakfasts
- **73,219,969** total free meals
- **5,644,502** reduced-price lunches 
- **2,687,119** reduced-price breakfasts
- **8,331,621** total reduced-price meals 
- **81,551,590** free and reduced-price meals

## Top 5 Languages Spoken by English

- Spanish/Castilian, Cherokee, Vietnamese, Hmong and Chinese

- Number of enrolled immigrant students: **4,272**
- Oklahoma is #1 in the country in the percentage public high schools offering concurrent enrollment: **98.8%** National average: **75.2%**

## For the 2016-2017 school year:


- There are more than **83,000** FTEs (full-time equivalents) in Oklahoma public schools, including **41,003** teachers. Nearly **13,000** of the certified FTEs have **20** or more years' experience. More than **7,000** have **25** or more years' experience.  

# Contact Us

Accountability	<b>(405) 522-5169</b>
Accreditation	<b>(405) 521-3333</b>
Alternative Education	<b>(405) 522-0276</b>
Assessment	<b>(405) 521-3341</b>
Child Nutrition	<b>(405) 521-3327</b>
Communications	<b>(405) 521-6647</b>
Instruction	<b>(405) 521-4287</b>
Special Education	<b>(405) 521-3351</b>
State Aid	<b>(405) 521-3460</b>
Teacher Certification	<b>(405) 521-3337</b>

**Oliver Hodge Building  
2500 North Lincoln Boulevard  
Oklahoma City, OK 73105**

**Phone: (405) 521-3301  
Fax: (405) 521-6938  
<http://sde.ok.gov/>**



**OKLAHOMA STATE DEPARTMENT OF  
EDUCATION**  
— CHAMPION EXCELLENCE —

This publication is printed and issued by the Oklahoma State Department of Education as authorized by Superintendent Joy Hofmeister. Two hundred copies have been prepared and distributed at a cost of \$ . . . Copies have been deposited with the Publications Clearinghouse of the Oklahoma Department of Libraries. This publication is located online at [sde.ok.gov](http://sde.ok.gov) and has been submitted in compliance with Section 3-114 of Title 65 of the Oklahoma Statutes.





# OKLAHOMA

STATE DEPARTMENT *of* EDUCATION

———— JOY HOFMEISTER ————

STATE SUPERINTENDENT *of* PUBLIC INSTRUCTION