

Oklahoma school report cards are designed to give parents and communities an annual update on a variety of indicators that, in combination, create a snapshot of students' learning, progress and achievement. The multiple indicators highlight areas where your child's school is excelling and indicate opportunities for improvement. For scale score and percentage breakdowns for each indicator, please see the next page.



ACADEMIC ACHIEVEMENT

English Language Arts, Mathematics, and Science (Elementary, Middle and High School)

Each year, students take Oklahoma School Testing Program (OSTP) assessments in math, English language arts and science to determine their readiness for college and the workplace. These tests match the content and skills taught in the classroom every day and measure real-world skills like critical thinking, problem solving and writing. The Achievement Status indicator represents how well students are meeting their academic achievement target.



ACADEMIC GROWTH

English Language Arts and Mathematics (Elementary and Middle School)

Not all children start their learning at the same place, but every student should learn and grow throughout the school year and from year to year. The Academic Growth indicator examines individual student growth based on past OSTP performance.



ENGLISH LANGUAGE PROFICIENCY ASSESSMENT PROGRESS

(Elementary, Middle and High Schools)

Students whose second language is English generally need at least five years to transition to a new language. The ELPA Progress indicator identifies the percentage of students on track to exit the English Learner program within the required five-year timeframe based on their WIDA ACCESS 2.0 English Language Proficiency assessment score and grade level upon entry.



GRADUATION RATE

(High School Only)

All students should experience support and guidance to help them graduate from high school. The report card gives full credit for graduation within four years and partial credit for graduation within five or six years.



POSTSECONDARY OPPORTUNITIES

(High School Only)

Schools should ensure that students graduate high school fully prepared for the next step in their postsecondary pathways. The Postsecondary Opportunities School Quality indicator gives points for participation in at least one of the following programs: advanced coursework, Advanced Placement (AP) classes, dual or concurrent enrollment in higher education courses, a work-based internship or apprenticeship and classes leading to industry certification.







CHRONIC ABSENTEEISM






(Elementary, Middle and High Schools)

Absenteeism represents lost instructional time and is strongly correlated to school achievement, graduation and success in life. Frequent absences from school can lead to adverse experiences in adulthood, including poverty, diminished health and involvement in the criminal justice system. Research clearly indicates that schools and districts can impact students' absenteeism rates. The Chronic Absenteeism School Quality indicator highlights schools' efforts to prioritize attendance.

ELEMENTARY AND MIDDLE SCHOOL

INDICATORS	90 TOTAL POINTS	APPROX. PERCENT
 ACADEMIC ACHIEVEMENT STATUS	35	39%
ENGLISH LANGUAGE ARTS	15	17%
MATHEMATICS	15	17%
SCIENCE	5	6%
 ACADEMIC GROWTH	30	33%
ENGLISH LANGUAGE ARTS	15	17%
MATHEMATICS	15	17%
 ELPA PROGRESS	15	17%
 CHRONIC ABSENTEEISM	10	11%

HIGH SCHOOL

INDICATORS	90 TOTAL POINTS	APPROX. PERCENT
 ACADEMIC ACHIEVEMENT STATUS	45	50%
ENGLISH LANGUAGE ARTS	15	17%
MATHEMATICS	15	17%
SCIENCE	15	17%
 GRADUATION RATE	10	11%
 ELPA PROGRESS	15	17%
 POSTSECONDARY OPPORTUNITIES	10	11%
 CHRONIC ABSENTEEISM	10	11%

The guiding principle of Oklahoma's new accountability system is that **all students can grow and all schools can improve.**